

[AMS 2453/LM XB403](#)

**DAILY ESTIMATED CUTOUT VALUES**

	<b>Choice</b> <u>600-900#</u>	<b>Select</b> <u>600-900#</u>	<b>Choice/Select Spread</b>
Current Cutout Values:	399.91	394.50	
Change from prior day:	0.78	0.67	
Primal Rib	578.47	543.86	
Primal Chuck	332.94	340.45	
Primal Round	341.41	352.03	
Primal Loin	534.00	505.91	
Primal Brisket	333.06	339.39	
Primal Short Plate	306.29	306.29	
Primal Flank	220.45	208.49	

<b>Load Count:</b>	
Total	92
Choice	62
Select	7
Trimming	9
Grinds	14

Fresh 50% Trimmings 9 Loads @ 193.04

[AMS 2829/NW LS441](#)

**USDA BY-PRODUCT DROP VALUE (STEER) - DAILY**

12.32 **Change:** 0.07

[AMS 2466/LM CT100](#)

**5 AREA WEEKLY ACCUMULATED WEIGHTED AVG CATTLE PRICE**

*As of 10:00 am*

	<b>Head Count</b>	<b>Avg Weight</b>	<b>Avg Price</b>
Live Steer	96	1,575	236.00
Live Heifer			
Dressed Steer			
Dressed Heifer			

[AMS 3208/SJ LS710](#)

**DAILY CATTLE SLAUGHTER**

<b>Today</b>	107,000	
Week Ago	105,000	
Year Ago (act)	125,648	
Week to Date	212,000	
Same Period Last Week	203,000	
Same Period Last Year	243,286	
<b>Previous Day</b>	<b>Steer and Heifer</b> 87,000	
	<b>Cow and Bull</b> 18,000	

[AMS 3209/SJ LS712](#)

<b>BEEF PRODUCTION</b>	<b>3/21/2026</b> (Estimate)	<b>Last Week</b> (Estimate)	<b>(Actual)</b>
Slaughter	508,000	525,000	558,000
Live Weights	1473	1469	1430
Dressed Weights	898	896	871
Beef Production (millions of pounds)	455	469	485

[AMS 2825/NW LS410](#)

**USDA BEEF CARCASS PRICE EQUIVALENT INDEX VALUE**

	<b>Choice</b> <u>600-900#</u>	<b>Select</b> <u>600-900#</u>	<b>Dressing percent:</b>	
			<u>Steer</u>	<u>Heifer</u>
Change	\$372.76	\$364.38	63.10	62.64
	0.34	0.28		

[AMS 2455/LM XB405](#)

**USDA NATIONAL CUTTER COW CARCASS CUTOUT**

343.03 (-1.97) **90% Lean** 438.78

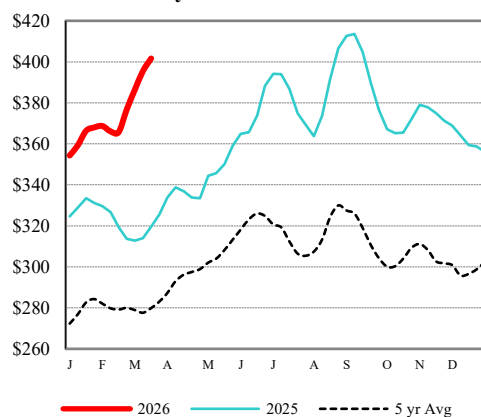
**CME LIVE CATTLE**

	<b>High</b>	<b>Low</b>	<b>Change</b>	<b>Settle</b>
APR	N/A			
JUN	N/A			
AUG	N/A			

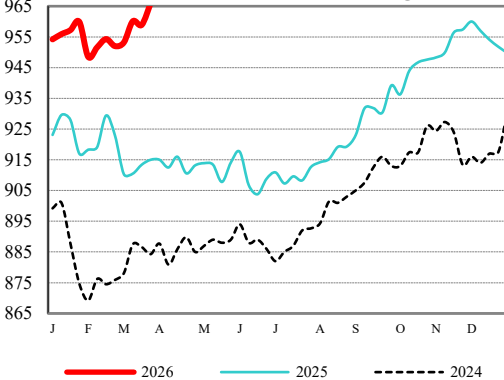
**CME FEEDER CATTLE**

	<b>High</b>	<b>Low</b>	<b>Change</b>	<b>Settle</b>
APR	N/A			
MAY	N/A			
AUG	N/A			

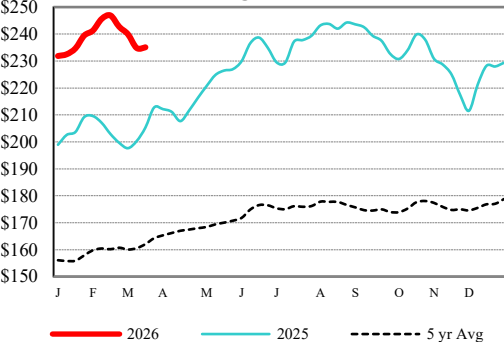
**Weekly Choice Cutout**



**LMR Steer/Heifer Dressed Weights**



**5 Area Weekly Wtd Avg Steer Price**



**Weekly Ch/Se Spread**

