

# National Weekly Cattle And Beef Summary

Des Moines, Iowa  
For Week Ending:

Mon Mar 23, 2026  
3/20/2026

USDA Livestock, Poultry & Grain Market News

This Week Prior Week Last Year

## LM XB463

### NATIONAL COMPREHENSIVE BOXED BEEF

CUTOUT VALUES	398.80	390.66	326.88
Primal Rib	556.49	546.68	527.73
Primal Chuck	336.38	332.44	265.15
Primal Round	348.82	344.99	281.11
Primal Loin	532.24	517.38	432.10

## WEEKLY COMPREHENSIVE ITEM SUMMARY

Select & Choice Spot Market Loads	337
Comprehensive Loads	3054
CH&SE Percent of the Comprehensive	11%

### LMR Cattle Purchase Type Breakdown

2025	National	5-Area	TX/OK/NM*	KS	NE	IA
<b>Negotiated</b>	17.8	18.2	4.1	7.9	26.5	48.7
<b>Formula</b>	63.3	66.0	87.8	79.3	54.7	20.1
<b>Forward Contract</b>	9.0	5.7	2.0	2.9	7.7	15
<b>Negotiated Grid</b>	9.9	10.1	6.1	9.9	11.1	16.2

\* Includes only Q1-Q3 due to 3/70/20 confidentiality guidelines

[National Weekly Fed Cattle Comprehensive Report](#)

[National Weekly Fed Cattle Comprehensive CSV Report](#)

## LM CT 169

### DIRECT CATTLE PREMIUM AND DISCOUNTS

Prime	10.97	11.41	19.72
Choice	0.00	0.00	0.00
Select	(9.18)	(9.44)	(15.69)
Standard	(24.23)	(24.85)	(30.35)
CAB	5.60	5.22	4.26

## LM CT150

### 5 AREA WEEKLY WEIGHTED CATTLE PRICE

Live Steer	235.08	234.83	212.76
Live Heifer	235.07	234.95	212.54
Dressed Steer	372.15	372.04	335.15
Dressed Heifer	371.97	372.00	335.21

## NW LS441

### USDA BY-PRODUCT DROP VALUE (STEER)

	12.23	12.20	11.40
--	-------	-------	-------

## SJ LS712

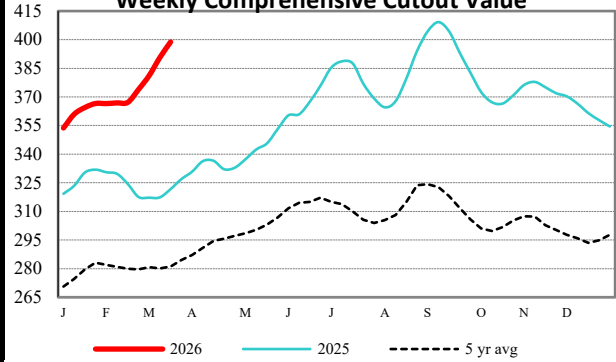
### WEEKLY ESTIMATED BEEF PRODUCTION

3/20/2026	(Estimate)	(Estimate)	(Actual)
Slaughter	508,000	525,000	558,000
Live Weights	1473	1469	1430
Dressed Weights	898	896	871
Beef Production (mil lbs)	455.3	469.4	484.6

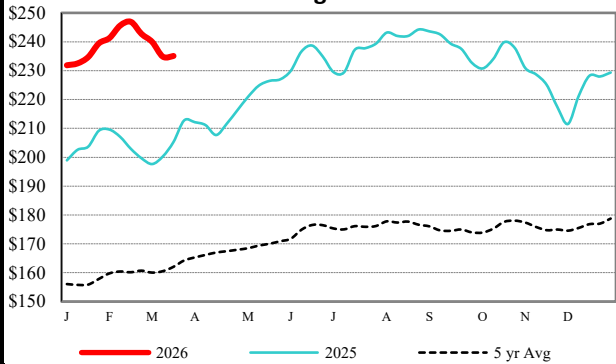
LMR CH & up Grading %, Weights, and Dressing % (Formula, Forward Contract & Grid Net Purchases Based on State of Origin for WE today)

Beef Type Str/Hfr:	Grading	Carcass Wt	Dressing
TX/OK/NM	83.04%	937.5	64.41%
Kansas	88.23%	951.6	64.43%
Nebraska	93.03%	995.2	64.34%
Colorado	91.11%	991.1	63.93%
IA/MN	93.19%	1009.1	63.80%
<u>Dairybred Str/Hfr:</u>			
National	83.33%	872.1	60.51%

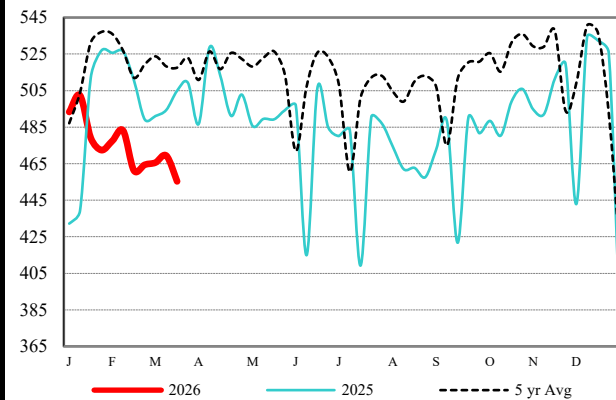
### Weekly Comprehensive Cutout Value



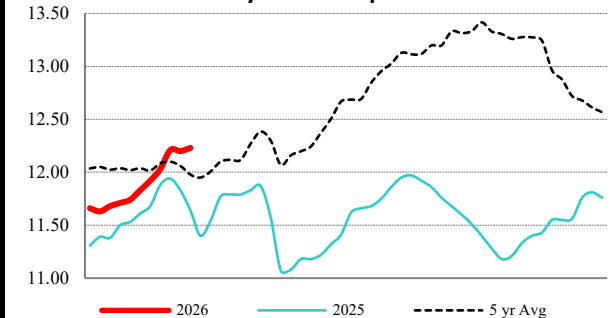
### 5 Area Weekly Wtd Avg Steer Price



### Weekly Beef Production



### Weekly Steer Drop Value



### USDA Livestock, Poultry & Grain Market News

Des Moines, Iowa

Phone: 515-284-4460

Email: [desm.lgmn@usda.gov](mailto:desm.lgmn@usda.gov)

[www.ams.usda.gov/LSMarketNews](http://www.ams.usda.gov/LSMarketNews)