

[AMS 2453/LM XB403](#)

DAILY ESTIMATED CUTOUT VALUES

	Choice <u>600-900#</u>	Select <u>600-900#</u>	Choice/Select Spread
Current Cutout Values:	400.30	392.45	
Change from prior day:	(-1.45)	(-3.72)	

	Choice	Select	Load Count:
Primal Rib	573.45	537.66	
Primal Chuck	338.23	339.57	Choice 60
Primal Round	342.67	354.79	Select 6
Primal Loin	529.97	502.77	Trimmings 11
Primal Brisket	341.31	320.21	Grinds 14
Primal Short Plate	304.20	304.20	
Primal Flank	211.93	210.55	

Fresh 50% Trimmings 11 Loads @ 190.12

[AMS 2829/NW LS441](#)

USDA BY-PRODUCT DROP VALUE (STEER) - DAILY

12.25 **Change:** 0.04

[AMS 2466/LM CT100](#)

5 AREA WEEKLY ACCUMULATED WEIGHTED AVG CATTLE PRICE

As of 10:00 am

	Head Count	Avg Weight	Avg Price
Live Steer			
Live Heifer			
Dressed Steer			
Dressed Heifer			

[AMS 3208/SJ LS710](#)

DAILY CATTLE SLAUGHTER

Today	106,000	
Week Ago	105,000	
Year Ago (act)	111,049	
Week to Date	414,000	
Same Period Last Week	422,000	
Same Period Last Year	439,126	
Previous Day	Steer and Heifer 87,000	Cow and Bull 18,000

[AMS 3209/SJ LS712](#)

	3/14/2026 (Estimate)	Last Week (Estimate)	(Actual)
BEEF PRODUCTION			
Slaughter	525,000	521,000	586,000
Live Weights	1469	1468	1430
Dressed Weights	896	895	871
Beef Production (millions of pounds)	469	466	510

[AMS 2825/NW LS410](#)

USDA BEEF CARCASS PRICE EQUIVALENT INDEX VALUE

	Choice <u>600-900#</u>	Select <u>600-900#</u>	Dressing percent:	
			<u>Steer</u>	<u>Heifer</u>
Change	(-0.69)	(-1.82)	63.72	63.44

[AMS 2455/LM XB405](#)

USDA NATIONAL CUTTER COW CARCASS CUTOUT

343.81 1.58 **90% Lean** 443.24

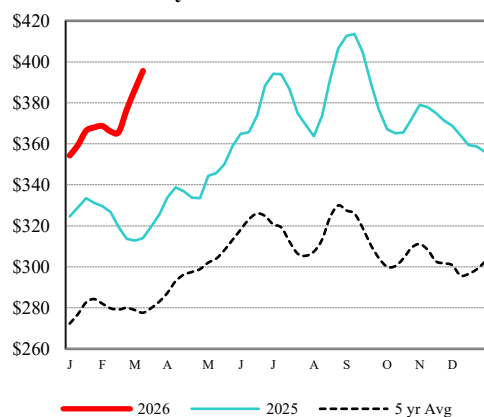
CME LIVE CATTLE

	High	Low	Change	Settle
APR	N/A			
JUN	N/A			
AUG	N/A			

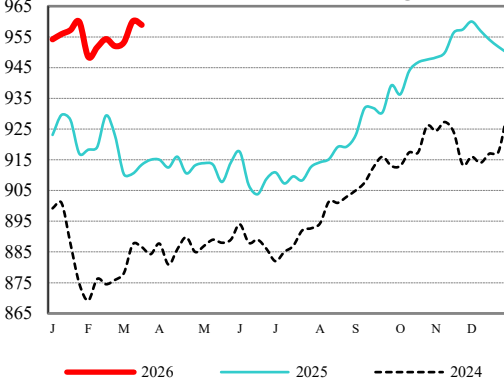
CME FEEDER CATTLE

	High	Low	Change	Settle
APR	N/A			
MAY	N/A			
AUG	N/A			

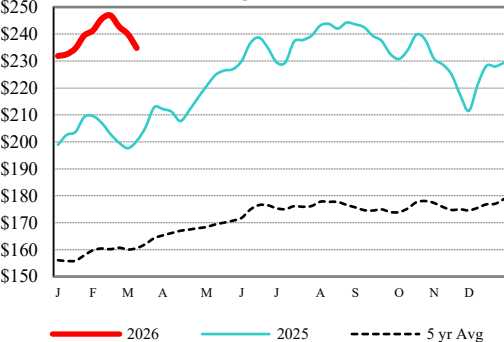
Weekly Choice Cutout



LMR Steer/Heifer Dressed Weights



5 Area Weekly Wtd Avg Steer Price



Weekly Ch/Se Spread

