

[AMS 2453/LM XB403](#)

**DAILY ESTIMATED CUTOUT VALUES**

	<b>Choice</b> <u>600-900#</u>	<b>Select</b> <u>600-900#</u>	<b>Choice/Select Spread</b>
Current Cutout Values:	401.75	396.17	
Change from prior day:	<b>(-1.56)</b>	<b>(-0.55)</b>	

	<b>Choice</b>	<b>Select</b>	<b>Load Count:</b>
Primal Rib	563.52	546.93	
Primal Chuck	340.68	345.06	Choice 38
Primal Round	346.52	356.09	Select 10
Primal Loin	533.24	505.10	Trimming 5
Primal Brisket	337.77	319.61	Grinds 13
Primal Short Plate	307.99	307.99	
Primal Flank	217.77	210.69	

Fresh 50% Trimmings 5 Loads @ 186.81

[AMS 2829/NW LS441](#)

**USDA BY-PRODUCT DROP VALUE (STEER) - DAILY**

12.21 **Change:** UNCH

[AMS 2466/LM CT100](#)

**5 AREA WEEKLY ACCUMULATED WEIGHTED AVG CATTLE PRICE**

*As of 10:00 am*

	<b>Head Count</b>	<b>Avg Weight</b>	<b>Avg Price</b>
Live Steer			
Live Heifer			
Dressed Steer			
Dressed Heifer			

[AMS 3208/SJ LS710](#)

**DAILY CATTLE SLAUGHTER**

<b>Today</b>	105,000	
Week Ago	106,000	
Year Ago (act)	90,858	
Week to Date	308,000	
Same Period Last Week	317,000	
Same Period Last Year	328,077	
<b>Previous Day</b>	<b>Steer and Heifer</b> 83,000	<b>Cow and Bull</b> 22,000

[AMS 3209/SJ LS712](#)

	<b>3/14/2026</b>	<b>Last Week</b>	<b>(Actual)</b>
<b>BEEF PRODUCTION</b>	<b>(Estimate)</b>	<b>(Estimate)</b>	
Slaughter	525,000	521,000	586,000
Live Weights	1469	1468	1430
Dressed Weights	896	895	871
Beef Production (millions of pounds)	469	466	510

[AMS 2825/NW LS410](#)

**USDA BEEF CARCASS PRICE EQUIVALENT INDEX VALUE**

	<b>Choice</b> <u>600-900#</u>	<b>Select</b> <u>600-900#</u>	<b>Dressing percent:</b>	
			<u>Steer</u>	<u>Heifer</u>
Change	<b>(-0.67)</b>	<b>(-0.17)</b>	63.49	63.28

[AMS 2455/LM XB405](#)

**USDA NATIONAL CUTTER COW CARCASS CUTOUT**

342.23 **(-0.02)** **90% Lean** 441.13

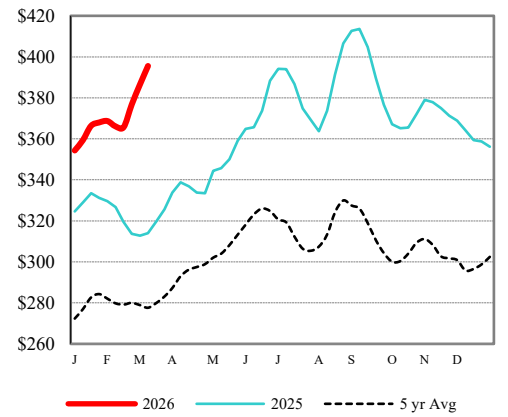
**CME LIVE CATTLE**

	<b>High</b>	<b>Low</b>	<b>Change</b>	<b>Settle</b>
APR	N/A			
JUN	N/A			
AUG	N/A			

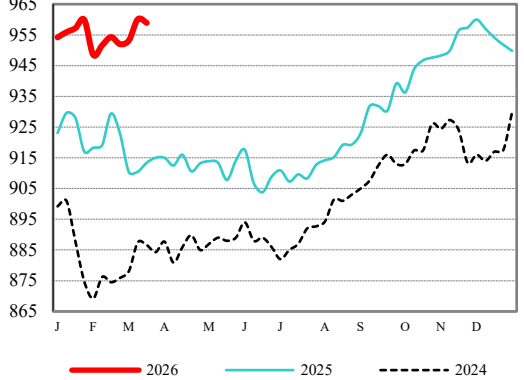
**CME FEEDER CATTLE**

	<b>High</b>	<b>Low</b>	<b>Change</b>	<b>Settle</b>
APR	N/A			
MAY	N/A			
AUG	N/A			

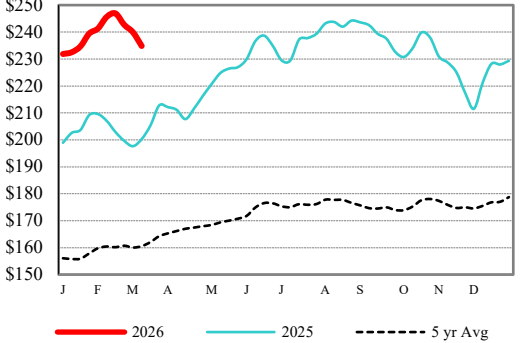
**Weekly Choice Cutout**



**LMR Steer/Heifer Dressed Weights**



**5 Area Weekly Wtd Avg Steer Price**



**Weekly Ch/Se Spread**

