

[AMS 2453/LM XB403](#)

DAILY ESTIMATED CUTOUT VALUES

	Choice <u>600-900#</u>	Select <u>600-900#</u>	Choice/Select Spread
Current Cutout Values:	396.70	389.25	
Change from prior day:	2.03	2.48	
Primal Rib	547.20	523.56	
Primal Chuck	338.97	340.30	
Primal Round	352.03	356.87	
Primal Loin	523.84	495.96	
Primal Brisket	322.43	318.01	
Primal Short Plate	298.98	298.98	
Primal Flank	202.53	200.18	

Load Count:	
Total	87
Choice	67
Select	5
Trimming	8
Grinds	7

Fresh 50% Trimmings 8 Loads @ 170.31

[AMS 2829/NW LS441](#)

USDA BY-PRODUCT DROP VALUE (STEER) - DAILY

12.21 **Change:** 0.03

[AMS 2466/LM CT100](#)

5 AREA WEEKLY ACCUMULATED WEIGHTED AVG CATTLE PRICE

<i>As of 10:00 am</i>	Head Count	Avg Weight	Avg Price
Live Steer	254	1,610	235.00
Live Heifer			
Dressed Steer	6,088	1,026	372.01
Dressed Heifer	629	916	372.00

[AMS 3208/SJ LS710](#)

DAILY CATTLE SLAUGHTER

Today	106,000
Week Ago	111,000
Year Ago (act)	122,842
Week to Date	317,000
Same Period Last Week	322,000
Same Period Last Year	361,844
Previous Day	Steer and Heifer 85,000 Cow and Bull 23,000

[AMS 3209/SJ LS712](#)

BEEF PRODUCTION

	3/7/2026 (Estimate)	Last Week (Estimate)	(Actual)
Slaughter	521,000	519,000	579,000
Live Weights	1468	1469	1425
Dressed Weights	895	897	868
Beef Production (millions of pounds)	466	464	502

[AMS 2825/NW LS410](#)

USDA BEEF CARCASS PRICE EQUIVALENT INDEX VALUE

	Choice <u>600-900#</u>	Select <u>600-900#</u>	Dressing percent:	
			<u>Steer</u>	<u>Heifer</u>
Change	\$372.98	\$363.67	63.53	63.45
	0.56	0.78		

[AMS 2455/LM XB405](#)

USDA NATIONAL CUTTER COW CARCASS CUTOUT

338.27 4.41 **90% Lean** 437.98

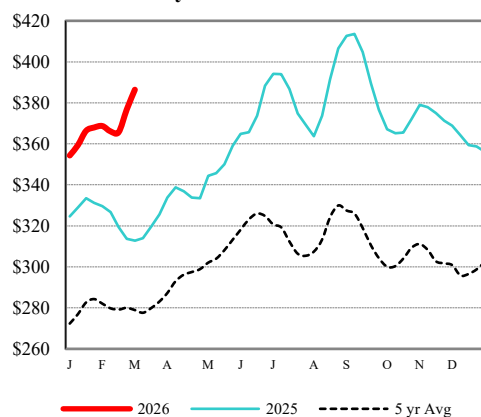
CME LIVE CATTLE

	High	Low	Change	Settle
APR	N/A			
JUN	N/A			
AUG	N/A			

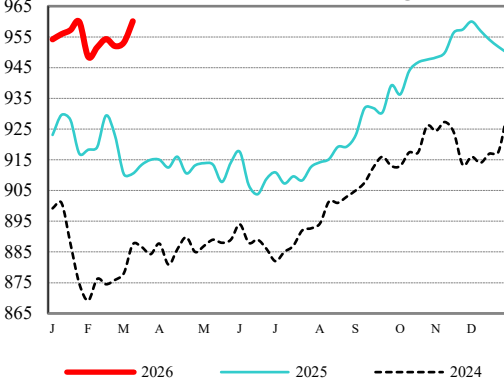
CME FEEDER CATTLE

	High	Low	Change	Settle
APR	N/A			
MAY	N/A			
AUG	N/A			

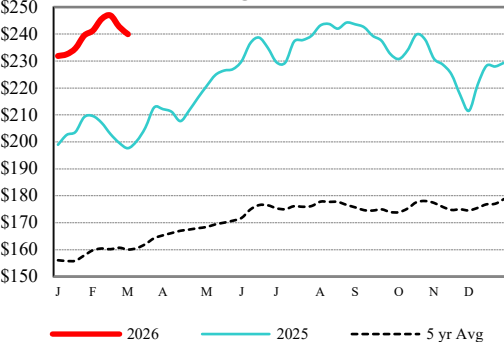
Weekly Choice Cutout



LMR Steer/Heifer Dressed Weights



5 Area Weekly Wtd Avg Steer Price



Weekly Ch/Se Spread

