

[AMS 2453/LM XB403](#)

DAILY ESTIMATED CUTOUT VALUES

| | Choice 600-900# | Select 600-900# | Choice/Select Spread |
|------------------------|--------------------|--------------------|----------------------|
| Current Cutout Values: | 394.67 | 386.77 | 7.90 |
| Change from prior day: | 3.38 | 3.15 | |
| Primal Rib | 545.62 | 521.44 | |
| Primal Chuck | 338.42 | 336.28 | |
| Primal Round | 350.97 | 353.79 | |
| Primal Loin | 519.31 | 496.88 | |
| Primal Brisket | 322.17 | 316.71 | |
| Primal Short Plate | 292.14 | 292.14 | |
| Primal Flank | 202.99 | 199.94 | |

Fresh 50% Trimmings 4 Loads @ 172.44

[AMS 2829/NW LS441](#)

USDA BY-PRODUCT DROP VALUE (STEER) - DAILY

12.18 Change: UNCH

[AMS 2466/LM CT100](#)

5 AREA WEEKLY ACCUMULATED WEIGHTED AVG CATTLE PRICE

As of 10:00 am

| | Head Count | Avg Weight | Avg Price |
|----------------|------------|------------|-----------|
| Live Steer | | | |
| Live Heifer | | | |
| Dressed Steer | | | |
| Dressed Heifer | | | |

[AMS 3208/SJ LS710](#)

DAILY CATTLE SLAUGHTER

| | | |
|-----------------------|----------------------------------|------------------|
| Today | 108,000 | |
| Week Ago | 109,000 | |
| Year Ago (act) | 124,067 | |
| Week to Date | 211,000 | |
| Same Period Last Week | 211,000 | |
| Same Period Last Year | 239,002 | |
| Previous Day | Steer and Heifer Cow and Bull | 87,000 16,000 |

[AMS 3209/SJ LS712](#)

| BEEF PRODUCTION | 3/7/2026 (Estimate) | Last Week (Estimate) | (Actual) |
|--------------------------------------|------------------------|-------------------------|----------|
| Slaughter | 521,000 | 519,000 | 579,000 |
| Live Weights | 1468 | 1469 | 1425 |
| Dressed Weights | 895 | 897 | 868 |
| Beef Production (millions of pounds) | 466 | 464 | 502 |

[AMS 2825/NW LS410](#)

USDA BEEF CARCASS PRICE EQUIVALENT INDEX VALUE

| | Choice 600-900# | Select 600-900# | Dressing percent: | |
|--------|--------------------|--------------------|-------------------|--------|
| | | | Steer | Heifer |
| Change | \$372.42 | \$362.89 | 63.47 | 63.43 |
| | 1.69 | 1.57 | | |

[AMS 2455/LM XB405](#)

USDA NATIONAL CUTTER COW CARCASS CUTOUT

333.86 0.22 90% Lean 429.99

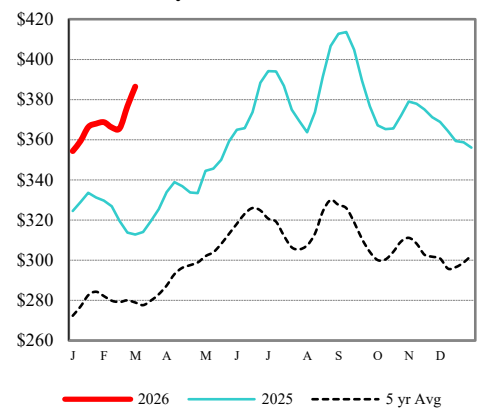
[CME LIVE CATTLE](#)

| | High | Low | Change | Settle |
|-----|------|-----|--------|--------|
| APR | N/A | | | |
| JUN | N/A | | | |
| AUG | N/A | | | |

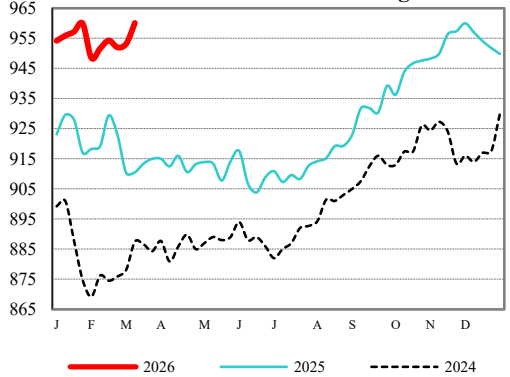
[CME FEEDER CATTLE](#)

| | High | Low | Change | Settle |
|-----|------|-----|--------|--------|
| APR | N/A | | | |
| MAY | N/A | | | |
| AUG | N/A | | | |

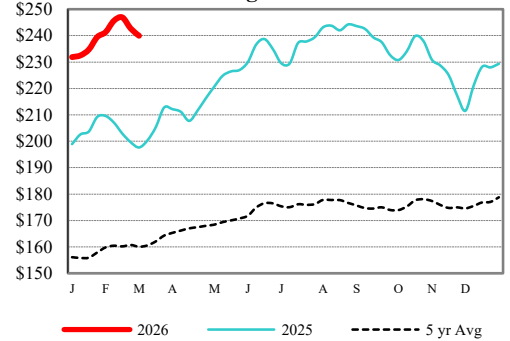
Weekly Choice Cutout



LMR Steer/Heifer Dressed Weights



5 Area Weekly Wtd Avg Steer Price



Weekly Ch/Se Spread

