

**AUCTION SUMMARY**

<a href="#">AMS 2021</a>		5,987		Thursday	
<b>Ft. Pierre Livestock</b>		Ft. Pierre, SD			
Feeder Steers	500-600 lbs	485.00-550.00	Feeder Heifers	400-500 lbs	490.00
Medium &	600-700 lbs	420.00-488.00	Medium &	500-600 lbs	422.00-481.00
Large #1	700-800 lbs	380.00-437.00	Large #1	600-700 lbs	377.50-440.00
	800-900 lbs	384.50-399.00		700-800 lbs	342.00-394.00
	900-1000 lbs	346.00-352.50		800-900 lbs	295.00-327.50

<a href="#">AMS 1853</a>		4,340		Saturday	
<b>Ericson Livestock</b>		Ericson, NE			
Feeder Steers	500-600 lbs	480.00-537.50	Feeder Heifers	500-600 lbs	443.00-505.00
Medium &	600-700 lbs	440.00-472.50	Medium &	600-700 lbs	390.00-425.00
Large #1	700-800 lbs	382.50-437.50	Large #1	700-800 lbs	353.00-391.00
	800-900 lbs	359.00-389.00		800-900 lbs	329.00
	900-1000 lbs	343.50-360.50		900-1000 lbs	309.00-309.25

<a href="#">AMS 2024</a>		1,906		Friday	
<b>Herreid Livestock</b>		Herreid, SD			
Feeder Steers	400-500 lbs	536.00-607.00	Feeder Heifers	300-400 lbs	560.00-595.00
Medium &	500-600 lbs	480.00-528.00	Medium &	400-500 lbs	520.00-540.00
Large #1	600-700 lbs	411.00-467.50	Large #1	500-600 lbs	425.00-479.00
	700-800 lbs	387.00-411.00		600-700 lbs	406.00-430.00
	800-900 lbs	377.75-389.00		700-800 lbs	361.50-376.00

**CHICAGO MERCANTILE EXCHANGE LIVESTOCK FUTURES SETTLEMENTS** Monday

<a href="#">Live Cattle</a>			<a href="#">Feeder Cattle</a>		
		Change			Change
Feb	244.975	(1.600)	Mar	364.300	(3.725)
Apr	239.250	(2.750)	Apr	361.350	(3.700)
Jun	235.450	(2.075)	May	357.975	(3.025)

**CHICAGO BOARD OF TRADE GRAIN FUTURES SETTLEMENTS** Monday

<a href="#">Corn</a>			<a href="#">Soybeans</a>		
		Change			Change
Mar	4.2750	0.0000	Mar	11.3425	(0.0325)
May	4.4025	0.0050	May	11.4975	(0.0350)
Jul	4.4875	0.0050	July	11.6350	(0.0250)

<b>KANSAS CITY BOARD OF TRADE</b>		<a href="#">Wheat</a>		Change	
		Mar	5.6000		(0.1225)
		May	5.7225		(0.1300)
		Jul	5.8500		(0.1200)

[AMS 2466](#) Monday

**5 AREA WKLY ACCUMULATED WTD AVG SLAUGHTER CATTLE PRICE**

	Head Count	Avg Weight	Avg Price
Live Steer	24,278	1,572	246.91
Live Heifer	7,809	1,410	247.37
Dressed Steer	12,540	1,021	387.95
Dressed Heifer	2,974	908	387.98

[AMS 2453](#) Monday

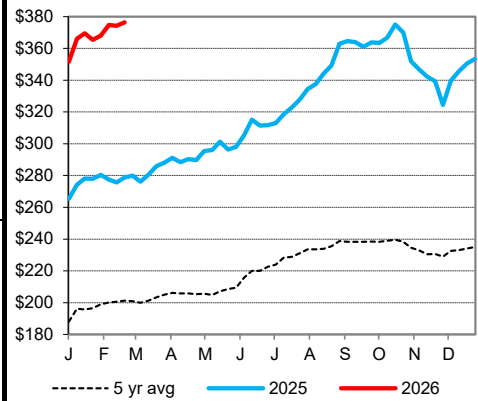
**DAILY ESTIMATED BOXED BEEF CUTOUT VALUES**

Choice	Select	Choice Cuts	
600-900#	600-900#	Select Cuts	
369.22	364.31	Trimming	10 loads
2.52	3.57	Grinds	14 loads

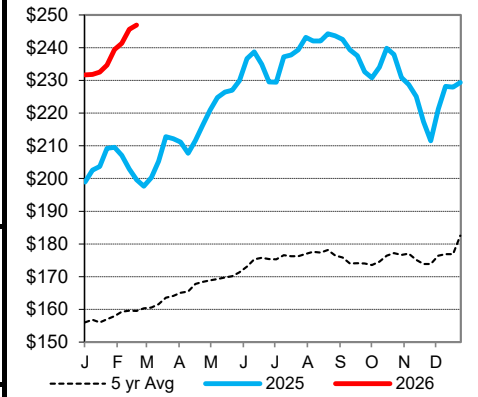
[AMS 3208](#) Thursday

<b>ESTD DAILY CATTLE SLAUGHTER</b>		<a href="#">AMS 2132</a> Thursday	
Monday	106,000	Toppenish Livestock	
Week Ago (est)	87,000	Toppenish, WA	
Year Ago (act)	97,000	Avg Dressing	
Wk to date (est)	106,000	Breaking	75-80
Last Week (est)	87,000	Boning	80-85
Last Year (est)	97,000	Lean	85-90
Friday	68,000	Saturday	0
Previous Day Estimated:	Steer and Heifer	Saturday	0
	Cow and Bull		0

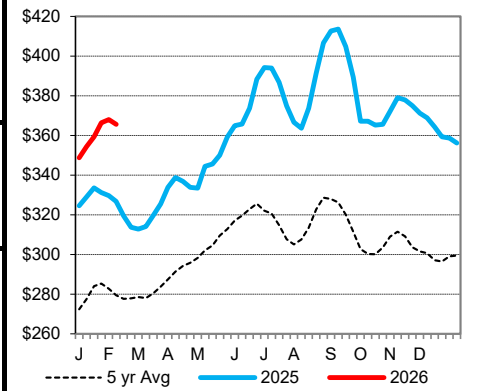
**CME Feeder Cattle Index**



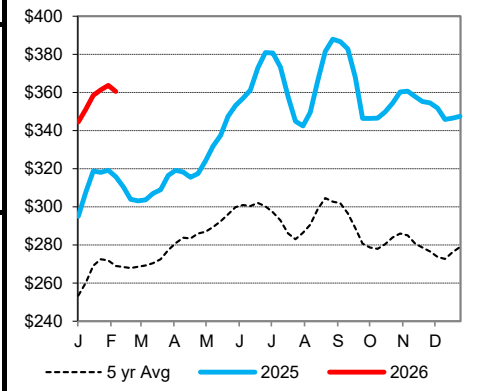
**5 Area Wkly Wtd Avg Sltr Steer Price**



**Weekly Choice Cutout**



**Weekly Select Cutout**



St. Joseph, Missouri

Phone: 816-676-7000

Email: [stjoe.lpgmn@usda.gov](mailto:stjoe.lpgmn@usda.gov)

<http://www.ams.usda.gov/LSMarketNews>