

**DAILY DIRECT HOGS PLANT DELIVERED as of 1:30 PM**

Negotiated Barrow and Gilts:	Carcass Base Price		Live Price	
<u>NATIONAL - AMS 2675/LM HG203:</u>				
Range:	\$87.00	\$92.50	\$59.25	\$70.55
Weighted Average:	\$91.28		\$63.90	
Change from Prior Day:	\$2.32		*	
Head Count	5,601		667	

IOWA/MINNESOTA - AMS 2675/LM HG206:

Weighted Average:	\$91.74		*	
Change from Prior Day:	\$2.38		*	

WESTERN CORNBELT - AMS 2675/LM HG212:

Weighted Average:	\$91.50		*	
Change from Prior Day:	\$2.14		*	

EASTERN CORNBELT - AMS 2675/LM HG210:

Weighted Average:	*		*	
Change from Prior Day:	*		*	

\*Price not reported due to confidentiality.

NATIONAL DAILY PORK REPORT FOB PLANT - AMS 2498/LM PK602:

Carcass Cutout Values	97.40	Chg:	1.79
Primal Loin	93.99		2.63
Primal Butt	113.85		2.60
Primal Picnic	72.02		3.15
Primal Rib	163.60		(-0.92)
Primal Ham	84.27		1.02
Primal Belly	139.81		1.36
Total Loads	239.00		
Pork Cuts	211.67	Lds	
Trim/Process Pork	27.33	Lds	

DAILY HOG SLAUGHTER UNDER FIS - AMS 3208/SJ LS710

Today (est)	489,000
Week Ago (est)	461,000
Year Ago (act)	488,340

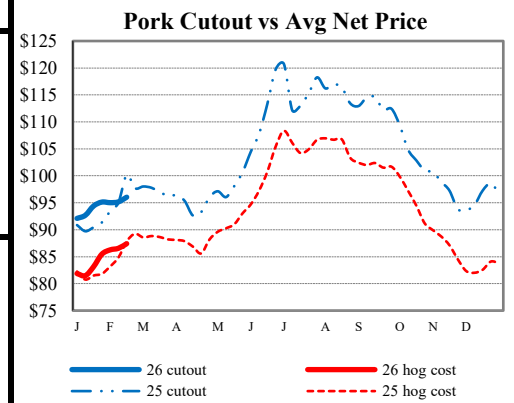
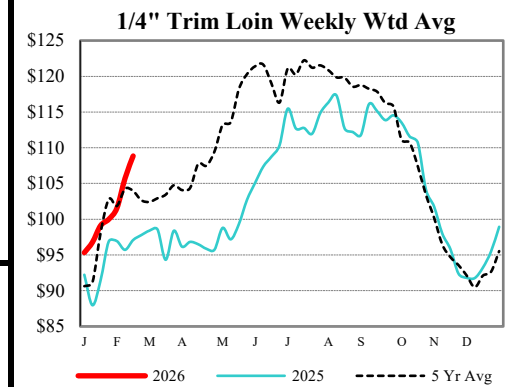
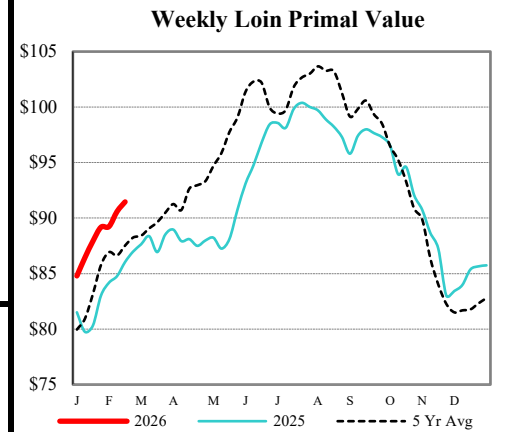
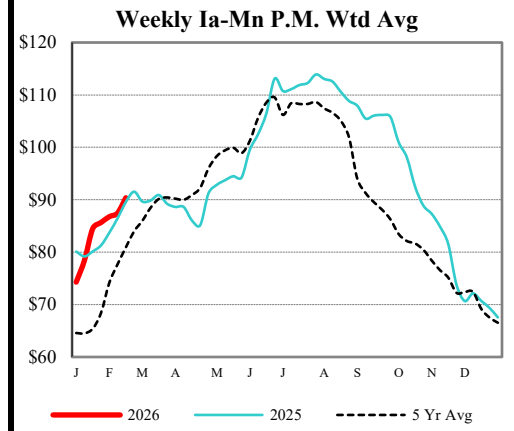
National Daily Direct Hog Prior Day Report - Slaughtered Swine - AMS 2511/LM HG201

Producer Sold:	NEG	OMF	SPMF	OPA	Total
Head Count	3,487	41,793	159,644	88,639	294,349
Carcass Base Price	87.52	86.53	86.90	86.71	86.79
Average Net Price	88.46	89.75	88.27	87.78	88.32

\*\*\*Negotiated Formula included in total\*\*\* \*Price not reported due to confidentiality.

ESTIMATED WEEKLY PORK PRODUCTION UNDER FIS - AMS 3209/SJ LS712

Week Ending	Hog Slaughter	Million Pounds	Live Weight	Dressed Weight
02/21/26	2,516,000	549.4	293	218
02/14/26	2,497,000	547.1	294	219
2026 YTD	18,700,000	4099.1		
2025 YTD	19,113,000	4159.2		



USDA Livestock, Poultry & Grain Market News

Des Moines, Iowa | PH 515-284-4460

Email: [Desm.LPGMN@usda.gov](mailto:Desm.LPGMN@usda.gov)

<https://mymarketnews.ams.usda.gov/viewReport/2872>

USDA AMS Livestock, Poultry & Grain Market News