

AUCTION SUMMARY

AMS 2021		5,987		Thursday	
Ft. Pierre Livestock		Ft. Pierre, SD			
Feeder Steers	500-600 lbs	485.00-550.00	Feeder Heifers	400-500 lbs	490.00
Medium &	600-700 lbs	420.00-488.00	Medium &	500-600 lbs	422.00-481.00
Large #1	700-800 lbs	380.00-437.00	Large #1	600-700 lbs	377.50-440.00
	800-900 lbs	384.50-399.00		700-800 lbs	342.00-394.00
	900-1000 lbs	346.00-352.50		800-900 lbs	295.00-327.50

AMS 1853		4,340		Saturday	
Ericson Livestock		Ericson, NE			
Feeder Steers	500-600 lbs	480.00-537.50	Feeder Heifers	500-600 lbs	443.00-505.00
Medium &	600-700 lbs	440.00-472.50	Medium &	600-700 lbs	390.00-425.00
Large #1	700-800 lbs	382.50-437.50	Large #1	700-800 lbs	353.00-391.00
	800-900 lbs	359.00-389.00		800-900 lbs	329.00
	900-1000 lbs	343.50-360.50		900-1000 lbs	309.00-309.25

AMS 2024		1,906		Friday	
Herreid Livestock		Herreid, SD			
Feeder Steers	400-500 lbs	536.00-607.00	Feeder Heifers	300-400 lbs	560.00-595.00
Medium &	500-600 lbs	480.00-528.00	Medium &	400-500 lbs	520.00-540.00
Large #1	600-700 lbs	411.00-467.50	Large #1	500-600 lbs	425.00-479.00
	700-800 lbs	387.00-411.00		600-700 lbs	406.00-430.00
	800-900 lbs	377.75-389.00		700-800 lbs	361.50-376.00

CHICAGO MERCANTILE EXCHANGE LIVESTOCK FUTURES SETTLEMENTS

Live Cattle			Feeder Cattle		
	<u>Change</u>			<u>Change</u>	
Feb	246.575	(0.925)	Mar	368.025	(2.250)
Apr	242.000	(1.425)	Apr	365.050	(2.600)
Jun	237.525	(1.350)	May	361.000	(2.575)

CHICAGO BOARD OF TRADE GRAIN FUTURES SETTLEMENTS

Corn			Soybeans		
	<u>Change</u>			<u>Change</u>	
Mar	4.2750	0.0175	Mar	11.3750	(0.0350)
May	4.3975	0.0350	May	11.5325	(0.0275)
Jul	4.4825	0.0375	July	11.6600	(0.0200)

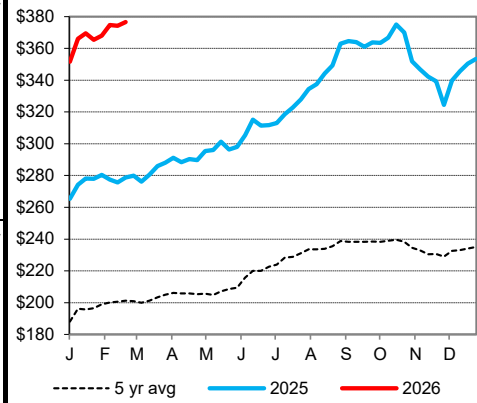
KANSAS CITY BOARD OF TRADE		Wheat		<u>Change</u>	
		Mar	5.7225	0.0675	
		May	5.8525	0.0850	
		Jul	5.9700	0.0850	

AMS 2466		Friday	
5 AREA WKLY ACCUMULATED WTD AVG SLAUGHTER CATTLE PRICE			
	<u>Head Count</u>	<u>Avg Weight</u>	<u>Avg Price</u>
Live Steer	178	1,543	241.01
Live Heifer	139	1,330	249.00
Dressed Steer	30	956	382.00
Dressed Heifer			

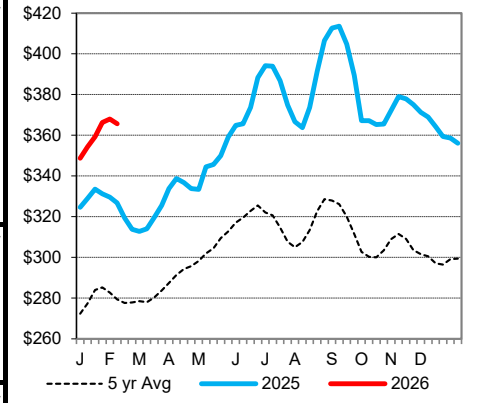
AMS 2453		Friday	
DAILY ESTIMATED BOXED BEEF CUTOUT VALUES			
Choice	Select	Choice Cuts	76 loads
600-900#	600-900#	Select Cuts	4 loads
366.70	360.74	Trimming	21 loads
1.53	0.95	Grinds	5 loads

AMS 3208		Thursday	
ESTD DAILY CATTLE SLAUGHTER		AMS 2132	
Friday	89,000	Sat. 0	Toppenish Livestock
Week Ago (est)	86,000	1,000	Toppenish, WA
Year Ago (act)	108,000	15,000	Avg Dressing
Wk to date (est)	516,000	516,000	<u>Price</u>
Last Week (est)	540,000	541,000	Breaking
Last Year (est)	550,000	565,000	Pct Lean
Previous Day Estimated:	Steer and Heifer	90,000	Boning
	Cow and Bull	22,000	Lean
			85-90
			155.00-158.00

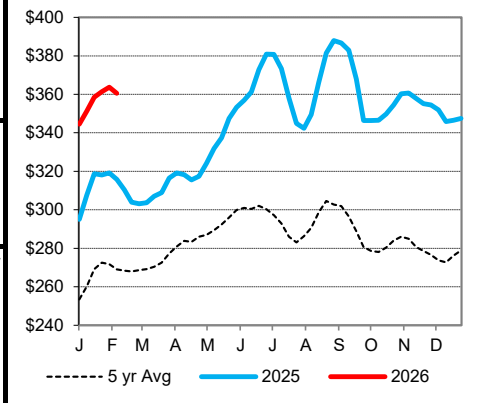
CME Feeder Cattle Index



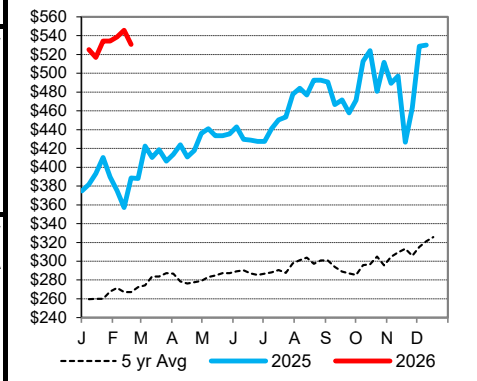
Weekly Choice Cutout



Weekly Select Cutout



Oklahoma City 400-500 lb Steer Price



St. Joseph, Missouri
Phone: 816-676-7000
Email: stjoe.lpgmn@usda.gov
<http://www.ams.usda.gov/LSMarketNews>