

[AMS 2453/LM XB403](#)

DAILY ESTIMATED CUTOUT VALUES

	Choice 600-900#	Select 600-900#	Choice/Select Spread
Current Cutout Values:	367.77	361.23	6.54
Change from prior day:	3.30	(-2.19)	
Primal Rib	505.83	489.96	
Primal Chuck	322.50	320.35	
Primal Round	333.23	334.92	
Primal Loin	476.50	454.63	
Primal Brisket	294.58	295.21	
Primal Short Plate	257.74	257.74	
Primal Flank	179.72	183.91	
			Load Count:
			Total 50
			Choice 34
			Select 8
			Trimmings 3
			Grinds 5

Fresh 50% Trimmings 3 Loads @ 157.03

[AMS 2829/NW LS441](#)

USDA BY-PRODUCT DROP VALUE (STEER) - DAILY

11.90 Change: unch

[AMS 2466/LM CT100](#)

5 AREA WEEKLY ACCUMULATED WEIGHTED AVG CATTLE PRICE

As of 10:00 am

	Head Count	Avg Weight	Avg Price
Live Steer	22,687	1,591	245.62
Live Heifer	10,494	1,389	246.04
Dressed Steer	6,494	1017	381.13
Dressed Heifer	1,739	911	381.21

[AMS 3208/SJ LS710](#)

DAILY CATTLE SLAUGHTER

Today	87,000		
Week Ago	107,000		
Year Ago (act)	91,880		
Week to Date	87,000		
Same Period Last Week	107,000		
Same Period Last Year	91,880	Friday	Saturday
Previous Day	Steer and Heifer	65,000	0
	Cow and Bull	21,000	1,000

[AMS 3209/SJ LS712](#)

BEEF PRODUCTION

	2/14/2026 (Estimate)	Last Week (Estimate)	(Actual)
Slaughter	541,000	536,000	562,000
Live Weights	1467	1466	1438
Dressed Weights	895	893	877
Beef Production (millions of pounds)	483	478	492

[AMS 2825/NW LS410](#)

USDA BEEF CARCASS PRICE EQUIVALENT INDEX VALUE

	Choice 600-900#	Select 600-900#	Dressing percent:	
			Steer	Heifer
	\$363.71	\$355.76	63.42	63.35
Change	2.41	(-0.34)		

[AMS 2455/LM XB405](#)

USDA NATIONAL CUTTER COW CARCASS CUTOUT

329.17 (-1.86) 90% Lean 425.49

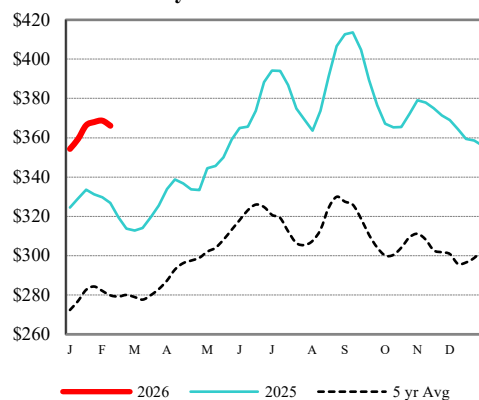
CME LIVE CATTLE

	High	Low	Change	Settle
APR	N/A			
JUN	N/A			
AUG	N/A			

CME FEEDER CATTLE

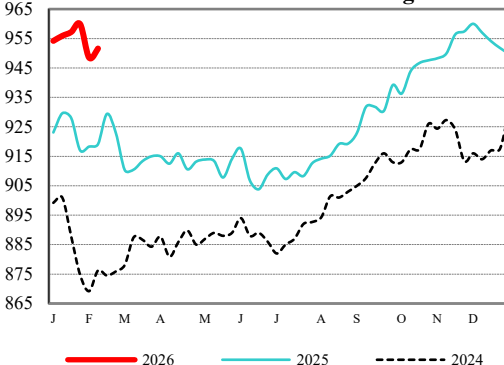
	High	Low	Change	Settle
APR	N/A			
MAY	N/A			
AUG	N/A			

Weekly Choice Cutout



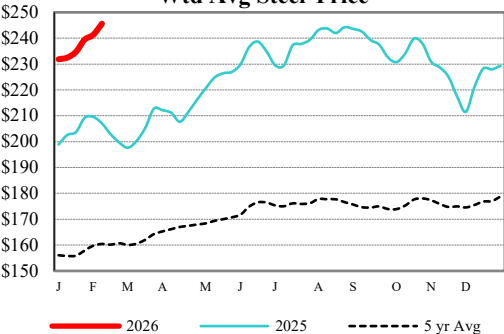
— 2026 — 2025 - - - 5 yr Avg

LMR Steer/Heifer Dressed Weights



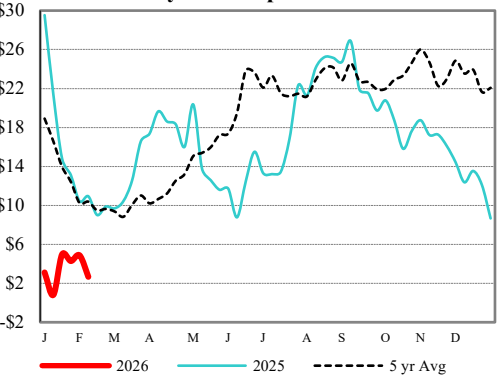
— 2026 — 2025 - - - 2024

5 Area Weekly Wtd Avg Steer Price



— 2026 — 2025 - - - 5 yr Avg

Weekly Ch/Se Spread



— 2026 — 2025 - - - 5 yr Avg

USDA Livestock, Poultry & Grain Market News

Des Moines, Iowa | PH 515-284-4460

Email: Desm.LPGMN@usda.gov

<https://mymarketnews.ams.usda.gov/viewReport/2870>

USDA AMS Livestock, Poultry & Grain Market News