

DAILY DIRECT HOGS PLANT DELIVERED as of 1:30 PM

Negotiated Barrow and Gilts: Carcass Base Price Live Price

NATIONAL - AMS 2675/LM HG203:

Range:	*	*	*	*
Weighted Average:	*		*	
Change from Prior Day:	*		*	
Head Count	530		640	

IOWA/MINNESOTA - AMS 2675/LM HG206:

Weighted Average:	*		*	
Change from Prior Day:	*		*	

WESTERN CORNBELT - AMS 2675/LM HG212:

Weighted Average:	*		*	
Change from Prior Day:	*		*	

EASTERN CORNBELT - AMS 2675/LM HG210:

Weighted Average:	*		*	
Change from Prior Day:	*		*	

*Price not reported due to confidentiality.

NATIONAL DAILY PORK REPORT FOB PLANT- AMS 2498/LM PK602:

Carcass Cutout Values	94.20	Chg:	0.57
Primal Loin	88.52		0.33
Primal Butt	108.57		(-0.31)
Primal Picnic	69.64		0.99
Primal Rib	178.53		3.07
Primal Ham	85.69		(-0.36)
Primal Belly	125.54		0.09
Total Loads	271.17		
Pork Cuts	236.16	Lds	
Trim/Process Pork	35.02	Lds	

DAILY HOG SLAUGHTER UNDER FIS - AMS 3208/SJ LS710

Today (est)	426,000
Week Ago (est)	497,000
Year Ago (act)	416,341

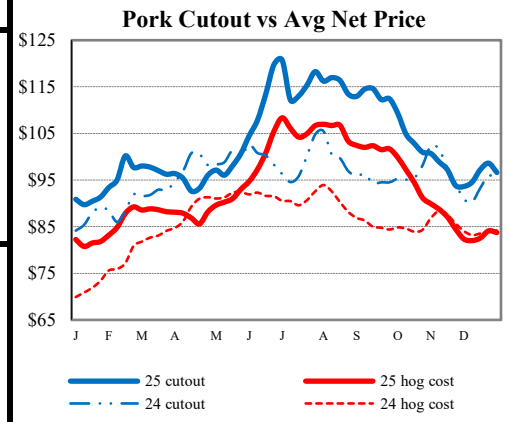
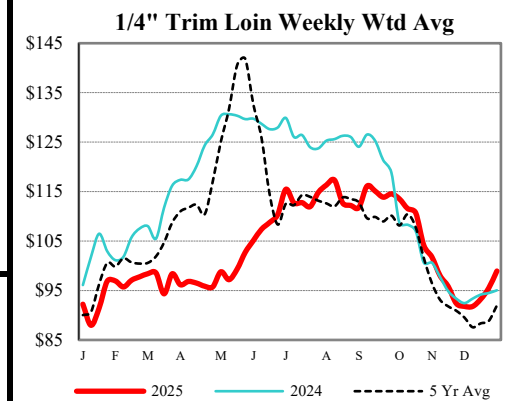
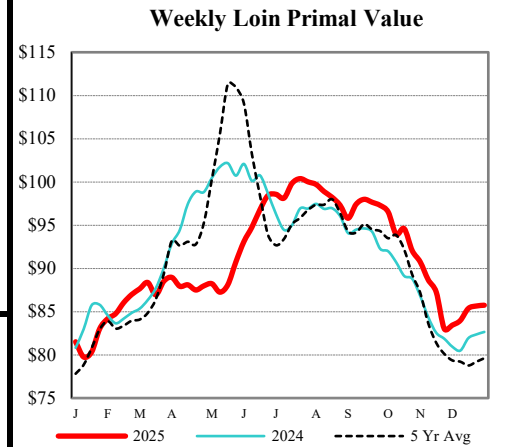
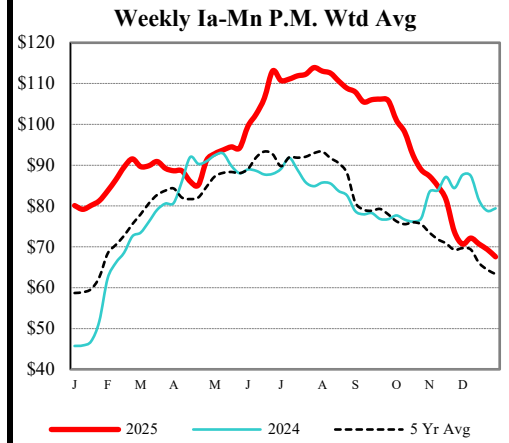
National Daily Direct Hog Prior Day Report - Slaughtered Swine - AMS 2511/LM HG201

Producer Sold:	NEG	OMF	SPMF	OPA	Total
Head Count	2,166	32,961	176,042	108,142	319,812
Carcass Base Price	0.00	82.55	80.93	80.69	81.00
Average Net Price	0.00	85.55	82.03	82.11	82.40

Negotiated Formula included in total *Price not reported due to confidentiality.

ESTIMATED WEEKLY PORK PRODUCTION UNDER FIS - AMS 3209/SJ LS712

Week Ending	Hog Slaughter	Million Pounds	Live Weight	Dressed Weight
01/17/26	2,623,000	574.0	293	219
01/10/26	2,683,000	586.0	293	218
2026 YTD	6,167,000	1350.9		
2025 YTD	6,536,000	1428.8		



USDA Livestock, Poultry & Grain Market News
 Des Moines, Iowa | PH 515-284-4460
 Email: Desm.LPGMN@usda.gov

<https://mymarketnews.ams.usda.gov/viewReport/2872>