

**DAILY DIRECT HOGS PLANT DELIVERED as of 1:30 PM**

Negotiated Barrow and Gilt:	Carcass Base Price		Live Price	
<a href="#">NATIONAL - AMS 2675/LM_HG203:</a>				
Range:	\$69.00	\$81.00	\$47.00	\$59.25
Weighted Average:	\$71.87		\$56.30	
Change from Prior Day:	<span style="color:red">(-\$2.74)</span>		<span style="color:red">(-\$1.45)</span>	
Head Count:	1,353		2,138	

[IOWA/MINNESOTA - AMS 2675/LM\\_HG206:](#)

Weighted Average:	\$70.24		*	
Change from Prior Day:	*		*	

[WESTERN CORNBELT - AMS 2675/LM\\_HG212:](#)

Weighted Average:	\$70.29		*	
Change from Prior Day:	*		*	

[EASTERN CORNBELT - AMS 2675/LM\\_HG210:](#)

Weighted Average:	\$75.00		*	
Change from Prior Day:	*		*	

\*Price not reported due to confidentiality.

[NATIONAL DAILY PORK REPORT FOB PLANT - AMS 2498/LM\\_PK602:](#)

Carcass Cutout Values	90.21	Change:	<span style="color:red">(-2.93)</span>
Primal Loin	81.25		0.67
Primal Butt	102.54		<span style="color:red">(-2.60)</span>
Primal Picnic	78.29		<span style="color:red">(-2.28)</span>
Primal Rib	148.91		<span style="color:red">(-5.20)</span>
Primal Ham	85.29		2.56
Primal Belly	117.70		<span style="color:red">(-16.77)</span>
Total Loads	279.50		
Pork Cuts	215.19	Lds	
Trim/Process Pork	64.31	Lds	

[DAILY HOG SLAUGHTER UNDER FIS - AMS 3208/SJ\\_LS710](#)

Today (est)	494,000
Week Ago (est)	494,000
Year Ago (act)	477,313
Week to Date (est)	1,976,000
Same Period Last Week (est)	1,942,000
Same Period Last Year (act)	1,945,402

[National Daily Direct Hog Prior Day Report - Slaughtered Swine - AMS 2511/LM\\_HG201](#)

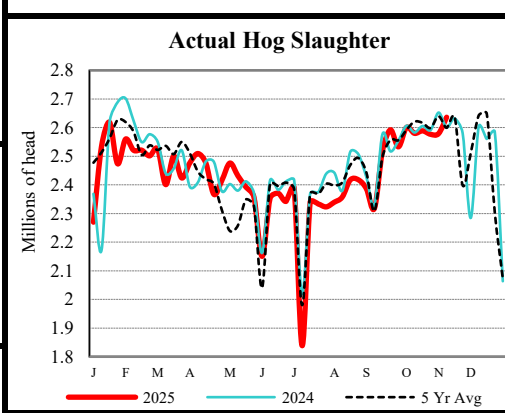
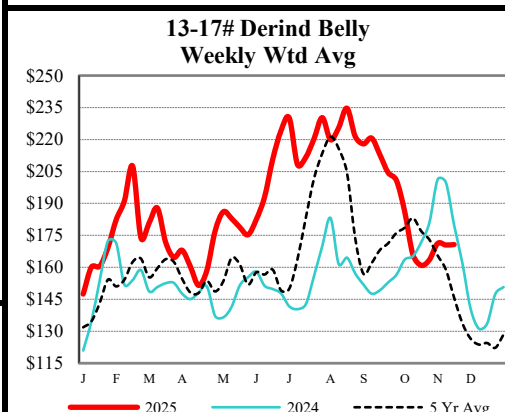
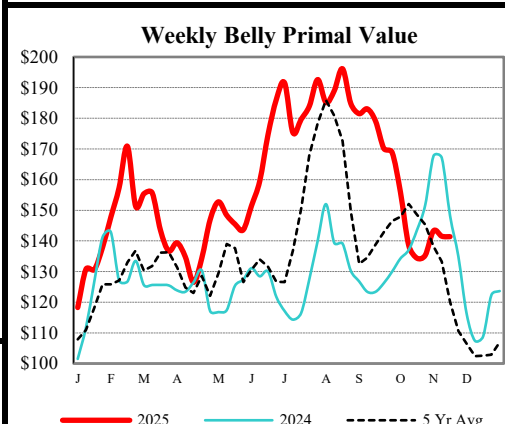
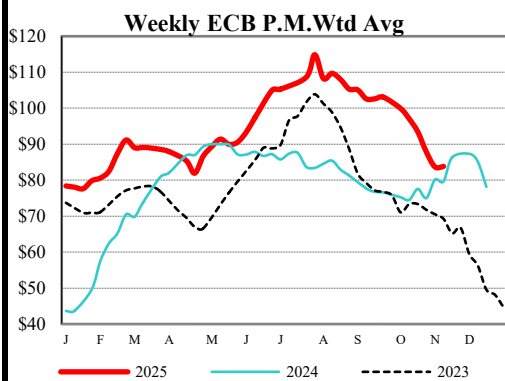
Producer Sold:	NEG	OMF	SPMF	OPA	Total
Head Count	3,060	26,480	127,534	78,244	235,806
Carcass Base Price	81.56	77.65	84.20	83.80	83.35
Average Net Price	84.53	80.01	85.36	85.62	84.88

\*\*\*Negotiated Formula included in total\*\*\* \*Price not reported due to confidentiality.

[ACTUAL HOG SLAUGHTER UNDER FEDERAL INSPECTION - AMS 3658](#)

For Week ending Saturday, 11/8/2025

	Head	Percent of Total	Live Weight	Dressed Weight
<b>Total Hogs</b>	2,636,345		292	217
<b>Barrows/Gilts</b>	2,574,307	97.6%		216
<b>Sows</b>	58,142	2.2%		302
<b>Boars</b>	3,896	0.1%		244



USDA Livestock, Poultry & Grain Market News  
Des Moines, Iowa | PH 515-284-4460  
Email: [Desm.LPGMN@usda.gov](mailto:Desm.LPGMN@usda.gov)

<https://mymarketnews.ams.usda.gov/viewReport/2872>

USDA AMS Livestock, Poultry & Grain Market News