

**AUCTION SUMMARY**

<u>AMS 2021</u>		7,633		Friday	
<b>Ft. Pierre Livestock</b>					
Feeder Steers	300-400 lbs	555.00-595.00	Feeder Heifers	300-400 lbs	482.50-580.00
Medium &	400-500 lbs	469.00-540.50	Medium &	400-500 lbs	420.00-487.00
Large #1	500-600 lbs	415.00-499.00	Large #1	500-600 lbs	369.00-442.00
	600-700 lbs	382.00-452.00		600-700 lbs	344.00-406.00
	700-800 lbs			700-800 lbs	

<u>AMS 2024</u>		4,892		Friday	
<b>Herreid Livestock</b>					
Feeder Steers	500-600 lbs	407.00-461.00	Feeder Heifers	500-600 lbs	347.00-415.00
Medium &	600-700 lbs	369.00-402.50	Medium &	600-700 lbs	349.00-359.00
Large #1	700-800 lbs	358.00-377.50	Large #1	700-800 lbs	325.25
	800-900 lbs			800-900 lbs	
	900-1000 lbs	311.00-328.00		900-1000 lbs	289.50-299.50

<u>AMS 1851</u>		2,225		Friday	
<b>Burwell Livestock</b>					
Feeder Steers	300-400 lbs	525.00-572.50	Feeder Heifers	300-400 lbs	432.50-520.00
Medium &	400-500 lbs	470.00-515.00	Medium &	400-500 lbs	410.00-465.00
Large #1	500-600 lbs	429.50-505.00	Large #1	500-600 lbs	375.00-403.00
	600-700 lbs	412.50		600-700 lbs	340.00
	700-800 lbs	351.00-371.00		700-800 lbs	326.00

**CHICAGO MERCANTILE EXCHANGE LIVESTOCK FUTURES SETTLEMENTS** Monday

<u>Live Cattle</u>		<u>Change</u>	<u>Feeder Cattle</u>		<u>Change</u>
Dec	221.275	2.125	Nov	339.850	1.175
Feb	221.775	2.250	Jan	326.275	5.725
Apr	221.825	2.250	Mar	318.550	5.200

**CHICAGO BOARD OF TRADE GRAIN FUTURES SETTLEMENTS** Monday

<u>Corn</u>		<u>Change</u>	<u>Soybeans</u>		<u>Change</u>
Dec	4.3475	0.0450	Nov	11.57.25	0.3275
Mar	4.4800	0.0400	Jan	11.6325	0.2725
May	4.5550	0.0325	Mar	11.7000	0.2350

<b>KANSAS CITY BOARD OF TRADE</b>		<u>Wheat</u>		<u>Change</u>
		Dec	5.2875	0.1350
		Mar	5.4475	0.1375
		May	5.5650	0.1300

AMS 2466 Monday

**5 AREA WKLY ACCUMULATED WTD AVG SLAUGHTER CATTLE PRICE**

	<u>Head Count</u>	<u>Avg Weight</u>	<u>Avg Price</u>
Live Steer	18,955	1,573	225.06
Live Heifer	8,205	1,407	225.26
Dressed Steer	8,394	1,013	350.94
Dressed Heifer	2,518	916	351.77

AMS 2453 Monday

**DAILY ESTIMATED BOXED BEEF CUTOUT VALUES**

<b>Choice</b>	<b>Select</b>	<b>Choice Cuts</b>	44 loads
<b>600-900#</b>	<b>600-900#</b>	<b>Select Cuts</b>	12 loads
370.41	356.30	<b>Trimmings</b>	0 loads
(0.32)	2.06	<b>Grinds</b>	19 loads

AMS 3208 Friday

**ESTD DAILY CATTLE SLAUGHTER**

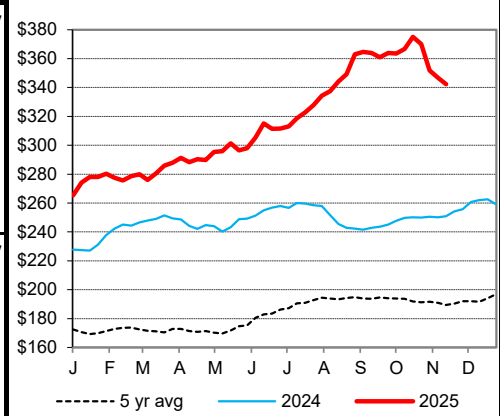
Monday	116,000
Week Ago (est)	113,000
Year Ago (act)	120,000
Wk to date (est)	116,000
Last Week (est)	113,000
Last Year (est)	120,000
<b>Previous Day Estimated:</b>	<b>Steer and Heifer</b> 71,000
	<b>Cow and Bull</b> 22,000

AMS 2101 Friday

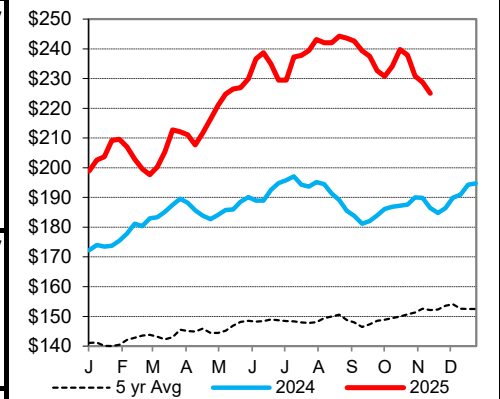
**Torrington Livestock** Torrington, WY

	<u>Pct Lean</u>	<u>Price</u>
<b>Breaking</b>	75-80	172.00-180.00
<b>Boning</b>	80-85	170.00-179.00
<b>Lean</b>	85-90	165.00-168.00
	Friday	Saturday
	71,000	9,000
	22,000	3,000

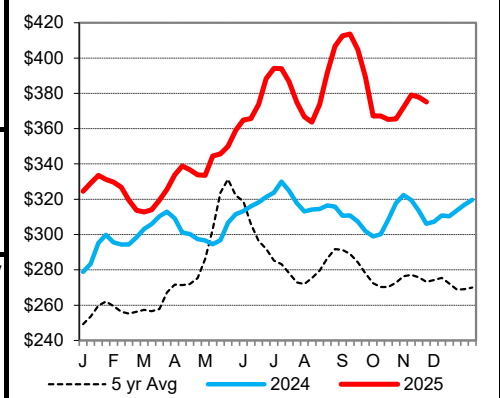
**CME Feeder Cattle Index**



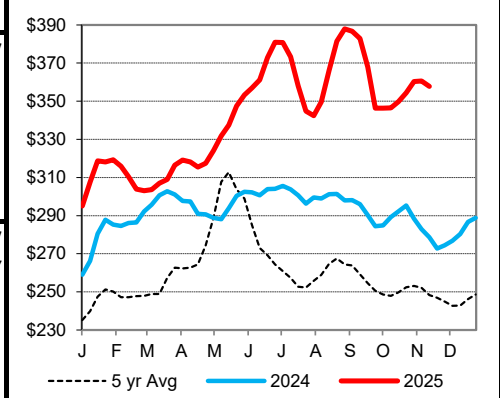
**5 Area Wkly Wtd Avg Sltr Steer Price**



**Weekly Choice Cutout**



**Weekly Select Cutout**



St. Joseph, Missouri

Phone: 816-676-7000

Email: [stjoe.lpgmn@usda.gov](mailto:stjoe.lpgmn@usda.gov)

<http://www.ams.usda.gov/LSMarketNews>