

AUCTION SUMMARY

AMS 2021		7,633		Friday	
Ft. Pierre Livestock					
Feeder Steers	300-400 lbs	555.00-595.00	Feeder Heifers	300-400 lbs	482.50-580.00
Medium & Large #1	400-500 lbs	469.00-540.50	Medium & Large #1	400-500 lbs	420.00-487.00
	500-600 lbs	415.00-499.00		500-600 lbs	369.00-442.00
	600-700 lbs	382.00-452.00		600-700 lbs	344.00-406.00
	700-800 lbs			700-800 lbs	

AMS 2024		4,892		Friday	
Herreid Livestock					
Feeder Steers	500-600 lbs	407.00-461.00	Feeder Heifers	500-600 lbs	347.00-415.00
Medium & Large #1	600-700 lbs	369.00-402.50	Medium & Large #1	600-700 lbs	349.00-359.00
	700-800 lbs	358.00-377.50		700-800 lbs	325.25
	800-900 lbs			800-900 lbs	
	900-1000 lbs	311.00-328.00		900-1000 lbs	289.50-299.50

AMS 1851		2,225		Friday	
Burwell Livestock					
Feeder Steers	300-400 lbs	525.00-572.50	Feeder Heifers	300-400 lbs	432.50-520.00
Medium & Large #1	400-500 lbs	470.00-515.00	Medium & Large #1	400-500 lbs	410.00-465.00
	500-600 lbs	429.50-505.00		500-600 lbs	375.00-403.00
	600-700 lbs	412.50		600-700 lbs	340.00
	700-800 lbs	351.00-371.00		700-800 lbs	326.00

CHICAGO MERCANTILE EXCHANGE LIVESTOCK FUTURES SETTLEMENTS

Live Cattle		Change	Feeder Cattle		Change
Dec	219.150	0.150	Nov	338.675	1.675
Feb	219.525	0.575	Jan	320.550	2.100
Apr	219.575	0.975	Mar	313.350	1.575

CHICAGO BOARD OF TRADE GRAIN FUTURES SETTLEMENTS

Corn		Change	Soybeans		Change
Dec	4.3025	(0.1125)	Nov	11.1275	(0.1925)
Mar	4.4400	(0.1150)	Jan	11.2450	(0.2250)
May	4.5225	(0.1075)	Mar	11.3600	(0.2075)

KANSAS CITY BOARD OF TRADE		Wheat		Change
		Dec	5.1525	(0.1050)
		Mar	5.3100	(0.1200)
		May	5.4350	(0.1175)

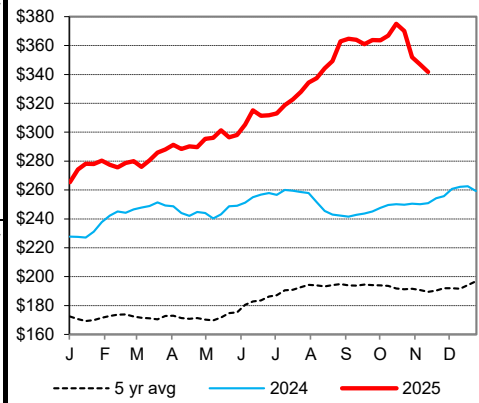
AMS 2466		Friday	
5 AREA WKLY ACCUMULATED WTD AVG SLAUGHTER CATTLE PRICE			
	Head Count	Avg Weight	Avg Price
Live Steer	16,859	1,567	225.35
Live Heifer	7,831	1,413	225.29
Dressed Steer	8,177	1,012	350.95
Dressed Heifer	2,438	918	351.83

AMS 2453		Friday	
DAILY ESTIMATED BOXED BEEF CUTOUT VALUES			
Choice	Select	Choice Cuts	98 loads
600-900#	600-900#	Select Cuts	11 loads
370.73	354.24	Trimming	5 loads
(2.84)	(0.79)	Grinds	15 loads

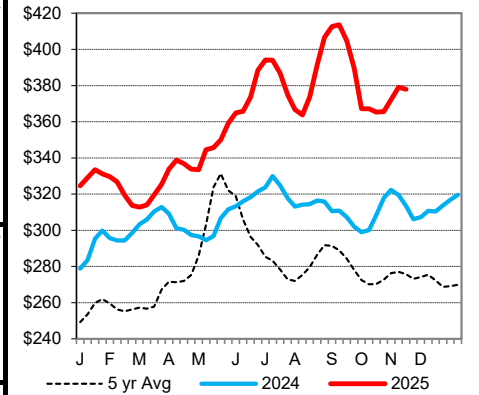
AMS 3208		Friday	
ESTD DAILY CATTLE SLAUGHTER			
Friday	93,000	Sat.	12000
Week Ago (est)	96,000		8,000
Year Ago (act)	121,000		3,000
Wk to date (est)	564,000		576,000
Last Week (est)	552,000		560,000
Last Year (est)	605,000		609,000
Previous Day Estimated:	Steer and Heifer		96,000
	Cow and Bull		24,000

AMS 2101		Friday	
Torrington Livestock			
			Avg Dressing Price
Breaking	Pct Lean		172.00-180.00
Boning	75-80		170.00-179.00
Lean	80-85		165.00-168.00
	85-90		

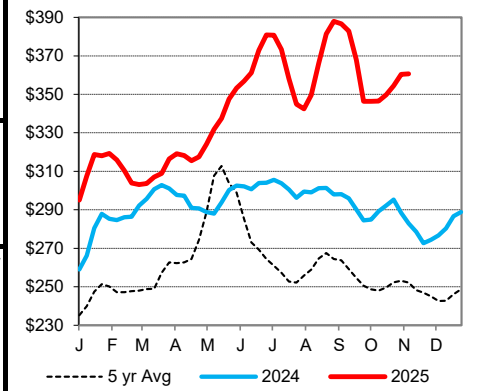
CME Feeder Cattle Index



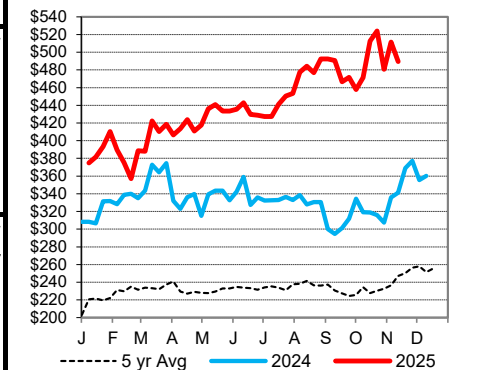
Weekly Choice Cutout



Weekly Select Cutout



Oklahoma City 400-500 lb Steer Price



St. Joseph, Missouri
Phone: 816-676-7000
Email: stjoe.lpgmn@usda.gov
<http://www.ams.usda.gov/LSMarketNews>