**National Daily Feeder and Stocker Cattle PM Summary**
**St. Joseph, Missouri** **Monday, October 27, 2025**

**USDA Livestock, Poultry & Grain Market News**

## AUCTION SUMMARY

AMS_2021 — 8,022 — Friday

**Ft. Pierre Livestock** — Ft. Pierre, SD

| | | | | | |
|---|---|---|---|---|---|
| Feeder Steers | 400-500 lbs | 518.00-587.50 | Feeder Heifers | 400-500 lbs | 442.00-517.00 |
| Medium & | 500-600 lbs | 441.00-517.00 | Medium & | 500-600 lbs | 392.00-460.00 |
| Large #1 | 600-700 lbs | 402.00-477.00 | Large #1 | 600-700 lbs | 353.00-400.00 |
| | 700-800 lbs | 375.00-402.00 | | 700-800 lbs | |
| | 800-900 lbs | 373.00 | | 800-900 lbs | 312.00-340.00 |

AMS_1857 — 3,284 — Thursday

**Crawford Livestock** — Crawford, NE

| | | | | | |
|---|---|---|---|---|---|
| Feeder Steers | 300-400 lbs | | Feeder Heifers | 300-400 lbs | 516.00-555.00 |
| Medium & | 400-500 lbs | 480.00-577.50 | Medium & | 400-500 lbs | 430.00-516.00 |
| Large #1 | 500-600 lbs | 440.00-510.00 | Large #1 | 500-600 lbs | 390.00-440.00 |
| | 600-700 lbs | 385.00-452.00 | | 600-700 lbs | 400.00-403.00 |
| | 700-800 lbs | 357.50-360.00 | | 700-800 lbs | 330.00 |

AMS_1849 — 2,905 — Friday

**Lexington Livestock** — Lexington, NE

| | | | | | |
|---|---|---|---|---|---|
| Feeder Steers | 400-500 lbs | 500.00-526.00 | Feeder Heifers | 400-500 lbs | 450.00-493.00 |
| Medium & | 500-600 lbs | 420.00-490.00 | Medium & | 500-600 lbs | 397.00-436.00 |
| Large #1 | 600-700 lbs | | Large #1 | 600-700 lbs | |
| | 700-800 lbs | | | 700-800 lbs | 342.00-350.00 |
| | 800-900 lbs | 370.00 | | 800-900 lbs | 331.00-334.50 |

**CHICAGO MERCANTILE EXCHANGE LIVESTOCK FUTURES SETTLEMENTS** — Monday

| Live Cattle | | Change | Feeder Cattle | | Change |
|---|---|---|---|---|---|
| Oct | 228.825 | (4.925) | Oct | 345.500 | (8.800) |
| Dec | 227.175 | (6.750) | Nov | 338.450 | (13.750) |
| Feb | 224.000 | (9.425) | Jan | 334.425 | (13.750) |

**CHICAGO BOARD OF TRADE GRAIN FUTURES SETTLEMENTS** — Monday

| Corn | | Change | Soybeans | | Change |
|---|---|---|---|---|---|
| Dec | 4.2875 | 0.0550 | Nov | 10.6725 | 0.2550 |
| Mar | 4.4425 | 0.0725 | Jan | 10.8500 | 0.2475 |
| May | 4.5375 | 0.0800 | Mar | 10.9550 | 0.2200 |

**KANSAS CITY BOARD OF TRADE**

| Wheat | | Change |
|---|---|---|
| Dec | 5.1425 | 0.1275 |
| Mar | 5.3200 | 0.1375 |
| May | 5.4575 | 0.1400 |

AMS_2466 — Monday

**5 AREA WKLY ACCUMULATED WTD AVG SLAUGHTER CATTLE PRICE**

| | Head Count | Avg Weight | Avg Price |
|---|---|---|---|
| **Live Steer** | 27,566 | 1,567 | 237.89 |
| **Live Heifer** | 9,517 | 1,367 | 237.85 |
| **Dressed Steer** | 10,437 | 1,015 | 369.30 |
| **Dressed Heifer** | 2,359 | 904 | 368.46 |

AMS 2453 — Monday

**DAILY ESTIMATED BOXED BEEF CUTOUT VALUES**

| Choice 600-900# | Select 600-900# | | |
|---|---|---|---|
| 377.88 | 361.66 | **Choice Cuts** | 81 loads |
| 2.12 | 3.69 | **Select Cuts** | 16 loads |
| | | **Trimmings** | 11 loads |
| | | **Grinds** | 8 loads |

AMS_3208

**ESTD DAILY CATTLE SLAUGHTER**

| | |
|---|---|
| Monday | 110,000 |
| Week Ago **(est)** | 92,000 |
| Year Ago **(act)** | 113,000 |
| Wk to date **(est)** | 556,000 |
| Last Week **(est)** | 558,000 |
| Last Year (est) | 606,000 |

| **Previous Day Estimated:** | Friday | Saturday |
|---|---|---|
| **Steer and Heifer** | 90,000 | 14,000 |
| **Cow and Bull** | 20,000 | 3,000 |

AMS_2101 — Friday

**Torrington Livestock** — Torrington, WY

| | Pct Lean | Avg Dressing Price |
|---|---|---|
| **Breaking** | 75-80 | 169.00-180.00 |
| **Boning** | 80-85 | 175.00-180.00 |
| **Lean** | 85-90 | 166.00-174.00 |

**CME Feeder Cattle Index**

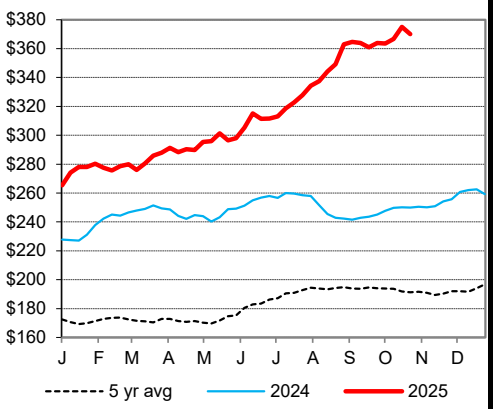


**5 Area Wkly Wtd Avg Sltr Steer Price**

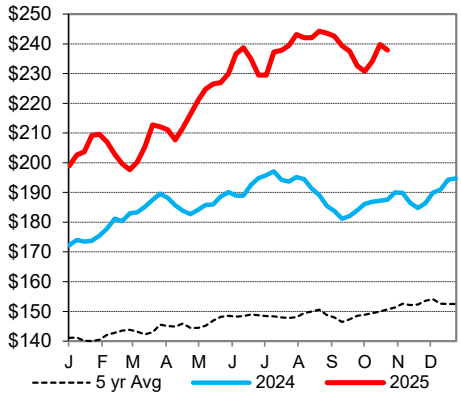


**Weekly Choice Cutout**

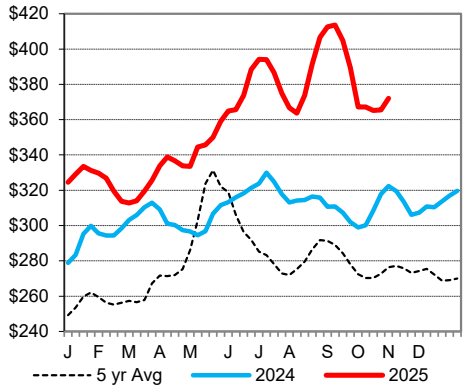


**Weekly Select Cutout**

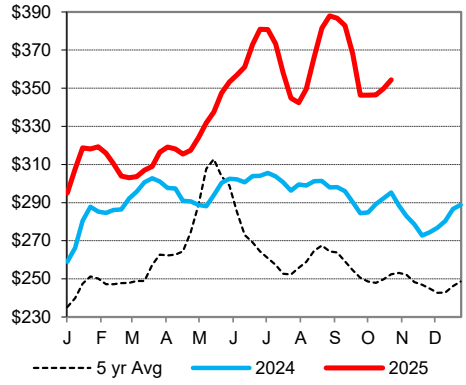



St. Joseph, Missouri
Phone: 816-676-7000
Email: stjoe.lpgmn@usda.gov
http://www.ams.usda.gov/LSMarketNews