National Daily Feeder and Stocker Cattle **AM Summary**
St. Joseph, Missouri **Monday, October 27, 2025**

USDA Livestock, Poultry & Grain Market News

AUCTION SUMMARY

AMS_2021 — 8,022 — Friday

Ft. Pierre Livestock — Ft. Pierre, SD

Feeder Steers	400-500 lbs	518.00-587.50	Feeder Heifers	400-500 lbs	442.00-517.00
Medium &	500-600 lbs	441.00-517.00	Medium &	500-600 lbs	392.00-460.00
Large #1	600-700 lbs	402.00-477.00	Large #1	600-700 lbs	353.00-400.00
	700-800 lbs	375.00-402.00		700-800 lbs	
	800-900 lbs	373.00		800-900 lbs	312.00-340.00

AMS_1857 — 3,284 — Thursday

Crawford Livestock — Crawford, NE

Feeder Steers	300-400 lbs		Feeder Heifers	300-400 lbs	516.00-555.00
Medium &	400-500 lbs	480.00-577.50	Medium &	400-500 lbs	430.00-516.00
Large #1	500-600 lbs	440.00-510.00	Large #1	500-600 lbs	390.00-440.00
	600-700 lbs	385.00-452.00		600-700 lbs	400.00-403.00
	700-800 lbs	357.50-360.00		700-800 lbs	330.00

AMS_1849 — 2,905 — Friday

Lexington Livestock — Lexington, NE

Feeder Steers	400-500 lbs	500.00-526.00	Feeder Heifers	400-500 lbs	450.00-493.00
Medium &	500-600 lbs	420.00-490.00	Medium &	500-600 lbs	397.00-436.00
Large #1	600-700 lbs		Large #1	600-700 lbs	
	700-800 lbs			700-800 lbs	342.00-350.00
	800-900 lbs	370.00		800-900 lbs	331.00-334.50

CHICAGO MERCANTILE EXCHANGE LIVESTOCK FUTURES SETTLEMENTS — Friday

Live Cattle		Change	Feeder Cattle		Change
Oct	233.750	(5.975)	Oct	354.300	(9.050)
Dec	233.925	(7.250)	Nov	352.200	(9.250)
Feb	233.425	(7.250)	Jan	348.175	(9.250)

CHICAGO BOARD OF TRADE GRAIN FUTURES SETTLEMENTS — Friday

Corn		Change	Soybeans		Change
Dec	4.2325	(0.0475)	Nov	10.4175	(0.0300)
Mar	4.3700	(0.0425)	Jan	10.6025	(0.0175)
May	4.4575	(0.0350)	Mar	10.7350	(0.0175)

KANSAS CITY BOARD OF TRADE

Wheat		Change
Dec	5.0150	0.0150
Mar	5.1825	0.0050
May	5.3175	0.0100

AMS_2466 — Friday

5 AREA WKLY ACCUMULATED WTD AVG SLAUGHTER CATTLE PRICE

	Head Count	Avg Weight	Avg Price
Live Steer	7,209	1,546	239.03
Live Heifer	2,761	1,374	238.69
Dressed Steer	3,256	1,002	370.41
Dressed Heifer	692	909	370.18

AMS 2453 — Friday

DAILY ESTIMATED BOXED BEEF CUTOUT VALUES

Choice 600-900#	Select 600-900#		
375.76	357.97	**Choice Cuts**	101 loads
2.62	3.23	**Select Cuts**	11 loads
		Trimmings	10 loads
		Grinds	11 loads

AMS_3208

ESTD DAILY CATTLE SLAUGHTER

Friday	110,000	Sat. 17000
Week Ago **(est)**	92,000	9,000
Year Ago **(act)**	113,000	19,000
Wk to date **(est)**	556,000	573,000
Last Week **(est)**	558,000	567,000
Last Year (est)	606,000	625,000

Previous Day Estimated: **Steer and Heifer** 96,000
Cow and Bull 23,000

AMS_2101 — Friday

Torrington Livestock — Torrington, WY

	Pct Lean	Avg Dressing Price
Breaking	75-80	169.00-180.00
Boning	80-85	175.00-180.00
Lean	85-90	166.00-174.00

Thursday

CME Feeder Cattle Index

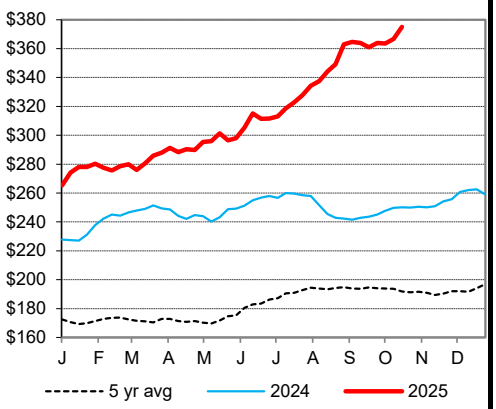

Weekly Choice Cutout

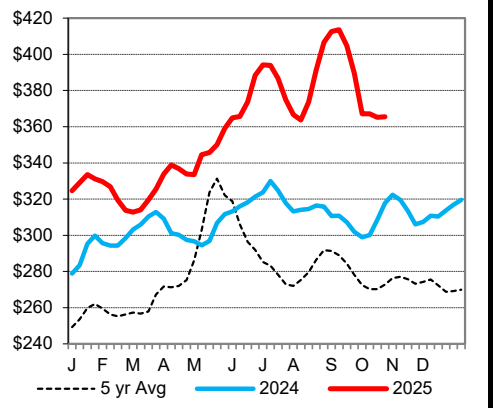

Weekly Select Cutout

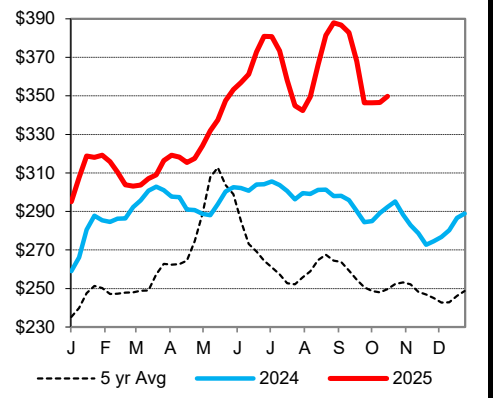

Oklahoma City 400-500 lb Steer Price

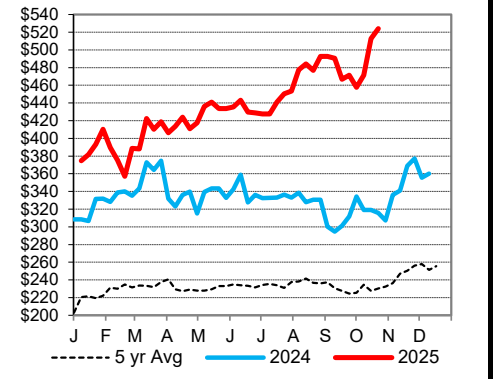

St. Joseph, Missouri
Phone: 816-676-7000
Email: stjoe.lpgmn@usda.gov
http://www.ams.usda.gov/LSMarketNews