

AUCTION SUMMARY

AMS 1245		5,541		Monday	
Joplin Regional Stockyards					
Carthage, MO					
Feeder Steers	500-600 lbs	405.00-460.00	Feeder Heifers	500-600 lbs	365.00-388.00
Medium &	600-700 lbs	379.00-450.00	Medium &	600-700 lbs	340.00-399.00
Large #1	700-800 lbs	372.00-403.00	Large #1	700-800 lbs	334.00-355.00
	800-900 lbs	350.00-370.00		800-900 lbs	321.00-340.00
	900-1000 lbs	335.00-346.00		900-1000 lbs	310.00-317.00

AMS 1280		5,500		Monday	
Oklahoma National Stockyards					
Carthage, MO					
Feeder Steers	400-500 lbs	465.00-512.50	Feeder Heifers	400-500 lbs	370.00-440.00
Medium &	500-600 lbs	408.00-460.00	Medium &	500-600 lbs	353.00-389.00
Large #1	600-700 lbs	379.00-406.00	Large #1	600-700 lbs	344.00-386.00
	700-800 lbs	357.00-388.00		700-800 lbs	328.00-357.50
	800-900 lbs	340.00-367.00		800-900 lbs	312.00-326.00

AMS 2105		3,417		Monday	
Torrington Livestock					
Torrington, WY					
Feeder Steers	300-400 lbs	591.00-620.00	Feeder Heifers	300-400 lbs	500.00-580.00
Medium &	400-500 lbs	510.00-566.00	Medium &	400-500 lbs	465.00-522.00
Large #1	500-600 lbs	441.00-510.00	Large #1	500-600 lbs	390.00-446.00
	600-700 lbs	401.00-444.00		600-700 lbs	375.00-383.00
	700-800 lbs	394.00-408.00		700-800 lbs	

CHICAGO MERCANTILE EXCHANGE LIVESTOCK FUTURES SETTLEMENTS Monday

<u>Live Cattle</u>			<u>Feeder Cattle</u>		
		<u>Change</u>			<u>Change</u>
Oct	231.875	0.850	Oct	362.400	5.225
Dec	236.675	2.175	Nov	360.800	5.375
Feb	239.625	2.800	Jan	355.200	5.475

CHICAGO BOARD OF TRADE GRAIN FUTURES SETTLEMENTS Monday

<u>Corn</u>			<u>Soybeans</u>		
		<u>Change</u>			<u>Change</u>
Dec	4.2175	0.0275	Nov	10.1775	(0.0025)
Mar	4.3825	0.0250	Jan	10.3575	(0.0125)
May	4.4725	0.0200	Mar	10.5100	(0.0125)

KANSAS CITY BOARD OF TRADE		<u>Wheat</u>		<u>Change</u>
		Dec	4.9550	(0.0150)
		Mar	5.1700	(0.0150)
		May	5.3150	(0.0750)

AMS 2466 Monday

5 AREA WKLY ACCUMULATED WTD AVG SLAUGHTER CATTLE PRICE

	<u>Head Count</u>	<u>Avg Weight</u>	<u>Avg Price</u>
Live Steer	17,222	1,531	230.76
Live Heifer	5,978	1,350	230.86
Dressed Steer	9,016	991	359.64
Dressed Heifer	1,749	868	359.78

AMS 2453 Monday

DAILY ESTIMATED BOXED BEEF CUTOUT VALUES

<u>Choice</u>	<u>Select</u>	<u>Choice Cuts</u>	101 loads
<u>600-900#</u>	<u>600-900#</u>	<u>Select Cuts</u>	24 loads
363.34	347.97	<u>Trimmings</u>	8 loads
1.07	2.59	<u>Grinds</u>	8 loads

AMS 3208 Monday

ESTD DAILY CATTLE SLAUGHTER

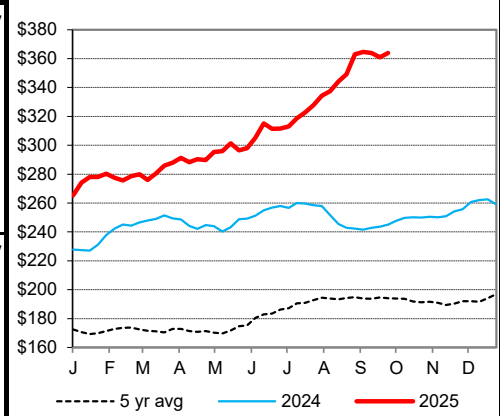
Monday	101,000
Week Ago (est)	113,000
Year Ago (act)	110,000
Wk to date (est)	101,000
Last Week (est)	113,000
Last Year (est)	110,000
Previous Day Estimated:	Steer and Heifer 70,000
	Cow and Bull 21,000

AMS 1788 Monday

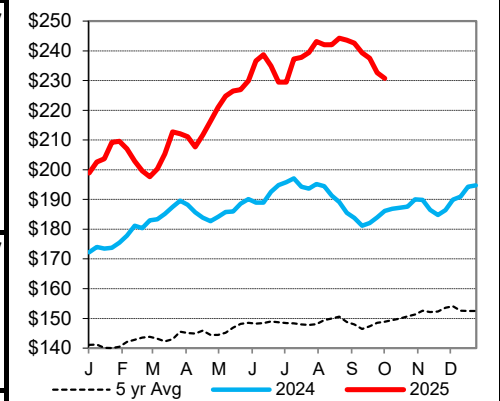
Springfield Livestock Mktg. Springfield, MO

	<u>Pct Lean</u>	<u>Avg Dressing Price</u>
Breaking	75-80	154.00-168.00
Boning	80-85	150.00-166.00
Lean	85-90	130.00-155.00
Friday	Saturday	

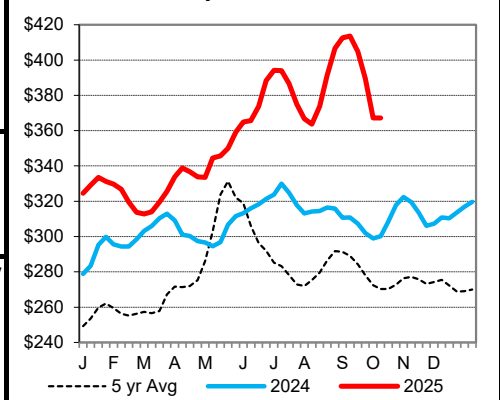
CME Feeder Cattle Index



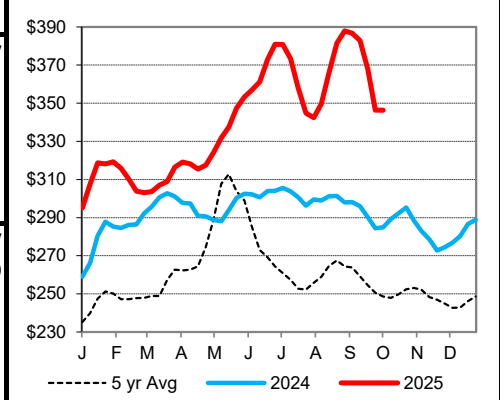
5 Area Wkly Wtd Avg Sltr Steer Price



Weekly Choice Cutout



Weekly Select Cutout



St. Joseph, Missouri

Phone: 816-676-7000

Email: stjoe.lpgmn@usda.gov

<http://www.ams.usda.gov/LSMarketNews>