National Daily Feeder and Stocker Cattle PM Summary
St. Joseph, Missouri **Monday, October 6, 2025**

USDA Livestock, Poultry & Grain Market News

AUCTION SUMMARY

AMS_1857 — 4,708 — Friday
Crawford Livestock — Crawford, NE

Feeder Steers	400-500 lbs	520.00-572.50	Feeder Heifers	300-400 lbs	537.50-587.50
Medium &	500-600 lbs	475.00-522.50	Medium &	400-500 lbs	450.00-522.50
Large #1	600-700 lbs	424.00-485.50	Large #1	500-600 lbs	415.00-462.00
	700-800 lbs	376.00-425.00		600-700 lbs	364.00-405.00
	800-900 lbs	375.00-401.00		700-800 lbs	

AMS_2021 — 4,185 — Friday
Ft. Pierre Livestock — Ft. Pierre, SD

Feeder Steers	400-500 lbs	515.00-545.00	Feeder Heifers	400-500 lbs	446.00-532.50
Medium &	500-600 lbs	458.00-528.00	Medium &	500-600 lbs	422.50-447.00
Large #1	600-700 lbs	399.00-443.00	Large #1	600-700 lbs	394.00
	700-800 lbs	389.00-413.00		700-800 lbs	347.50
	800-900 lbs	340.00-359.00		800-900 lbs	325.00-360.00

AMS_2024 — 2,845 — Friday
Herreid Livestock — Herreid, SD

Feeder Steers	500-600 lbs		Feeder Heifers	500-600 lbs	
Medium &	600-700 lbs	400.00	Medium &	600-700 lbs	351.00
Large #1	700-800 lbs	369.00	Large #1	700-800 lbs	355.50-357.00
	800-900 lbs	359.00-379.25		800-900 lbs	339.25
	900-1000 lbs	349.00-362.50		900-1000 lbs	313.25-314.25

CHICAGO MERCANTILE EXCHANGE LIVESTOCK FUTURES SETTLEMENTS — Monday

Live Cattle		Change	Feeder Cattle		Change
Oct	231.875	0.850	Oct	362.400	5.225
Dec	236.675	2.175	Nov	360.800	5.375
Feb	239.625	2.800	Jan	355.200	5.475

CHICAGO BOARD OF TRADE GRAIN FUTURES SETTLEMENTS — Monday

Corn		Change	Soybeans		Change
Dec	4.2175	0.0275	Nov	10.1775	(0.0025)
Mar	4.3825	0.0250	Jan	10.3575	(0.0125)
May	4.4725	0.0200	Mar	10.5100	(0.0125)

KANSAS CITY BOARD OF TRADE

Wheat		Change
Dec	4.9550	(0.0150)
Mar	5.1700	(0.0150)
May	5.3150	(0.0750)

AMS_2466 — Monday
5 AREA WKLY ACCUMULATED WTD AVG SLAUGHTER CATTLE PRICE

	Head Count	Avg Weight	Avg Price
Live Steer	17,222	1,531	230.76
Live Heifer	5,978	1,350	230.86
Dressed Steer	9,016	991	359.64
Dressed Heifer	1,749	868	359.78

AMS 2453 — Monday
DAILY ESTIMATED BOXED BEEF CUTOUT VALUES

Choice 600-900#	Select 600-900#		
363.34	347.97	**Choice Cuts**	101 loads
1.07	2.59	**Select Cuts**	24 loads
		Trimmings	8 loads
		Grinds	8 loads

AMS_3208
ESTD DAILY CATTLE SLAUGHTER

Monday	101,000
Week Ago **(est)**	113,000
Year Ago **(act)**	110,000
Wk to date **(est)**	101,000
Last Week **(est)**	113,000
Last Year (est)	110,000

Previous Day Estimated:	Friday	Saturday
Steer and Heifer	70,000	12,000
Cow and Bull	21,000	1,000

AMS_2101 — Friday
Torrington Livestock — Torrington, WY

	Pct Lean	Avg Dressing Price
Breaking	75-80	180.00-185.00
Boning	80-85	177.00-182.00
Lean	85-90	

CME Feeder Cattle Index

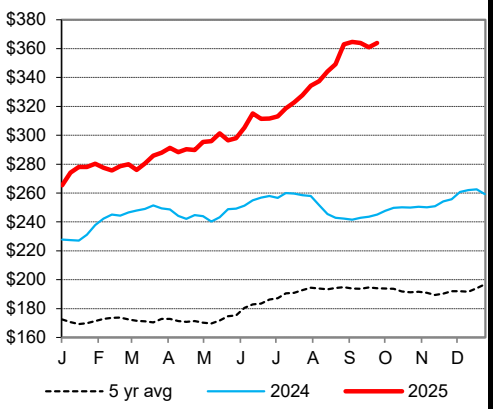

5 Area Wkly Wtd Avg Sltr Steer Price

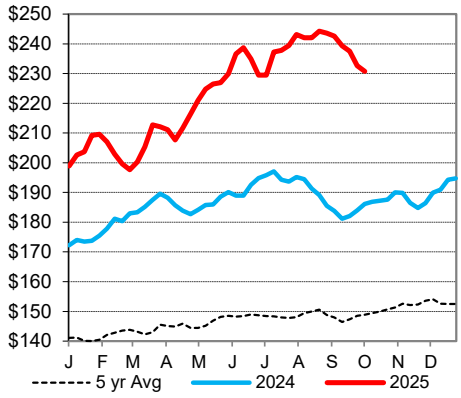

Weekly Choice Cutout

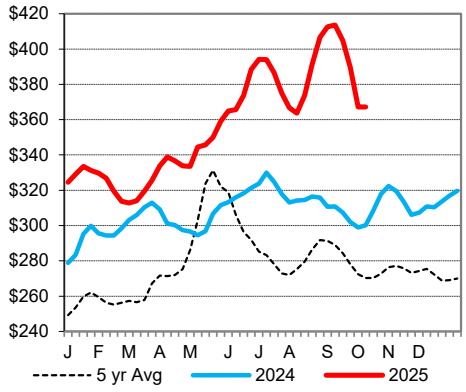

Weekly Select Cutout

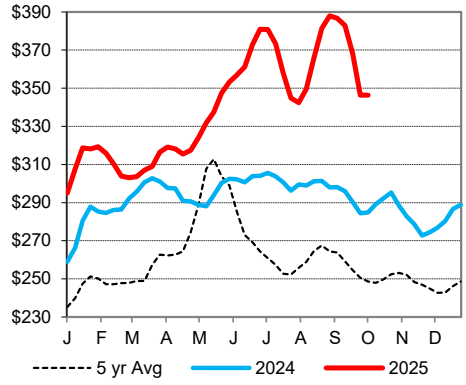

St. Joseph, Missouri
Phone: 816-676-7000
Email: stjoe.lpgmn@usda.gov
http://www.ams.usda.gov/LSMarketNews