

AUCTION SUMMARY

AMS 1850		3,508		Thursday	
Ogallala Livestock		Ogallala, NE			
Feeder Steers	500-600 lbs	425.00-472.50	Feeder Heifers	600-700 lbs	365.00-394.00
Medium &	600-700 lbs	382.00-415.00	Medium &	700-800 lbs	343.00-356.00
Large #1	700-800 lbs	375.00-387.00	Large #1	800-900 lbs	331.00-352.00
	800-900 lbs	357.50-371.00		900-1000 lbs	320.00-334.00
	900-1000 lbs	336.00-363.00		1000-1100 lbs	309.50-314.00

AMS 1777		3,220		Thursday	
Billings Livestock		Billings, MT			
Feeder Steers	500-600 lbs		Feeder Heifers	500-600 lbs	357.50
Medium &	600-700 lbs	417.00-420.00	Medium &	600-700 lbs	375.00
Large #1	700-800 lbs	385.00-409.00	Large #1	700-800 lbs	357.00-379.00
	800-900 lbs			800-900 lbs	328.50-345.00
	900-1000 lbs	330.00-358.00		900-1000 lbs	309.00-334.00

AMS 2098		2,725		Thursday	
Napoleon Livestock		Napoleon, ND			
Feeder Steers	500-600 lbs	405.00-440.00	Feeder Heifers	400-500 lbs	375.00-450.00
Medium &	600-700 lbs	375.00-432.50	Medium &	500-600 lbs	367.50-395.00
Large #1	700-800 lbs	370.00-401.00	Large #1	600-700 lbs	355.00-372.50
	800-900 lbs	342.00-353.00		700-800 lbs	340.00-373.00
	900-1000 lbs	340.00-355.00		800-900 lbs	348.00

CHICAGO MERCANTILE EXCHANGE LIVESTOCK FUTURES SETTLEMENTS Friday

<u>Live Cattle</u>			<u>Feeder Cattle</u>		
		<u>Change</u>			<u>Change</u>
Oct	231.800	(0.250)	Oct	357.000	2.950
Dec	234.300	0.000	Nov	354.475	2.250
Feb	236.500	0.450	Jan	347.825	1.875

CHICAGO BOARD OF TRADE GRAIN FUTURES SETTLEMENTS Friday

<u>Corn</u>			<u>Soybeans</u>		
		<u>Change</u>			<u>Change</u>
Dec	4.2200	(0.0375)	Nov	10.1375	0.0150
Mar	4.3875	(0.0350)	Jan	10.3300	0.0175
May	4.4800	(0.0325)	Mar	10.4900	0.0150

KANSAS CITY BOARD OF TRADE		<u>Wheat</u>		<u>Change</u>
		Dec	5.0550	(0.0675)
		Mar	5.2625	(0.0700)
		May	5.4050	(0.0700)

AMS 2466 Friday

5 AREA WKLY ACCUMULATED WTD AVG SLAUGHTER CATTLE PRICE

	<u>Head Count</u>	<u>Avg Weight</u>	<u>Avg Price</u>
Live Steer	13,580	1,552	232.48
Live Heifer	6,693	1,364	233.65
Dressed Steer	9,268	1,008	364.97
Dressed Heifer	1,854	899	363.65

AMS 2453 Friday

DAILY ESTIMATED BOXED BEEF CUTOUT VALUES

<u>Choice</u>	<u>Select</u>	<u>Choice Cuts</u>	
<u>600-900#</u>	<u>600-900#</u>	<u>Select Cuts</u>	
371.43	352.44	Trimming	19 loads
(0.54)	(1.01)	Grinds	11 loads

AMS 3208 Thursday

ESTD DAILY CATTLE SLAUGHTER

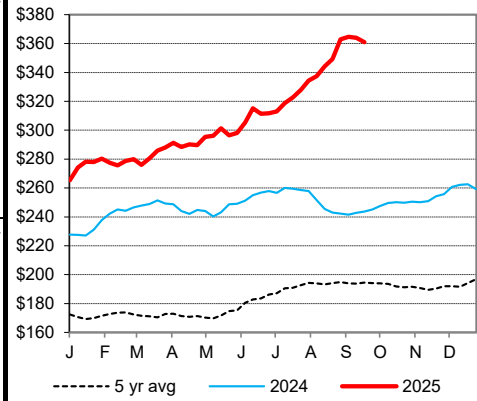
Friday	88,000	Saturday	1000
Week Ago (est)	87,000		5,000
Year Ago (act)	116,000		10,000
Wk to date (est)	554,000		555,000
Last Week (est)	547,000		552,000
Last Year (est)	607,000		617,000
Previous Day Estimated:	Steer and Heifer		92,000
	Cow and Bull		23,000

AMS 1909 Thursday

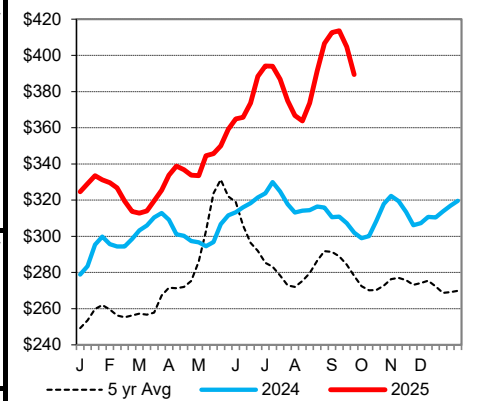
New Holland Livestock New Holland, PA

	<u>Pct Lean</u>	<u>Price</u>
Breaking	75-80	144.00-163.00
Boning	80-85	124.00-149.00
Lean	85-90	114.00-132.50

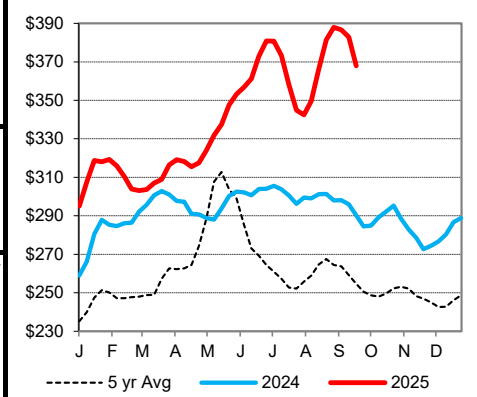
CME Feeder Cattle Index



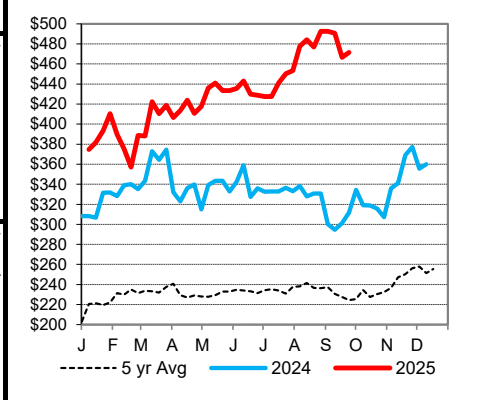
Weekly Choice Cutout



Weekly Select Cutout



Oklahoma City 400-500 lb Steer Price



St. Joseph, Missouri

Phone: 816-676-7000

Email: stjoe.lpgmn@usda.gov

<http://www.ams.usda.gov/LSMarketNews>