**National Daily Feeder and Stocker Cattle PM Summary**
**St. Joseph, Missouri** **Friday, September 5, 2025**

**USDA Livestock, Poultry & Grain Market News**

## AUCTION SUMMARY

AMS_1829 — 2,629 — Thursday

**Apache Livestock Auction** — Apache, OK

| | | | | | |
|---|---|---|---|---|---|
| Feeder Steers | 400-500 lbs | 495.00-512.50 | Feeder Heifers | 300-400 lbs | 495.00-550.00 |
| Medium & | 500-600 lbs | 420.00-465.00 | Medium & | 400-500 lbs | 435.00-475.00 |
| Large #1 | 600-700 lbs | 398.00-416.00 | Large #1 | 500-600 lbs | 370.00-400.00 |
| | 700-800 lbs | 362.00-392.50 | | 600-700 lbs | 340.00-377.50 |
| | 800-900 lbs | 335.00-352.00 | | 700-800 lbs | 315.00-341.00 |

AMS_1856 — 2,490 — Thursday

**Valentine Livestock Auction** — Valentine, NE

| | | | | | |
|---|---|---|---|---|---|
| Feeder Steers | 600-700 lbs | 443.00-448.00 | Feeder Heifers | 600-700 lbs | 394.00-415.00 |
| Medium & | 700-800 lbs | 405.00-437.00 | Medium & | 700-800 lbs | |
| Large #1 | 800-900 lbs | 372.00-399.00 | Large #1 | 800-900 lbs | 343.00-360.50 |
| | 900-1000 lbs | 349.50-369.75 | | 900-1000 lbs | 326.00-347.50 |
| | 1000-1100 lbs | 339.00-349.75 | | 1000-1100 lbs | 317.00-338.00 |

AMS_1891 — 2,411 — Thursday

**Winter Livestock** — Pratt, KS

| | | | | | |
|---|---|---|---|---|---|
| Feeder Steers | 500-600 lbs | 422.50-460.00 | Feeder Heifers | 500-600 lbs | 393.00-430.00 |
| Medium & | 600-700 lbs | 383.00-400.00 | Medium & | 600-700 lbs | 340.00-372.50 |
| Large #1 | 700-800 lbs | 355.00-388.00 | Large #1 | 700-800 lbs | 340.00-362.53 |
| | 800-900 lbs | 339.00-356.00 | | 800-900 lbs | 318.00-337.00 |
| | 900-1000 lbs | 325.00-337.00 | | 900-1000 lbs | 315.00-329.00 |

**CHICAGO MERCANTILE EXCHANGE LIVESTOCK FUTURES SETTLEMENTS** — Friday

| Live Cattle | | Change | Feeder Cattle | | Change |
|---|---|---|---|---|---|
| Oct | 235.975 | (0.975) | Sep | 359.825 | 0.000 |
| Dec | 237.450 | (1.100) | Oct | 357.900 | (1.050) |
| Feb | 238.675 | (1.200) | Nov | 356.150 | (1.925) |

**CHICAGO BOARD OF TRADE GRAIN FUTURES SETTLEMENTS** — Friday

| Corn | | Change | Soybeans | | Change |
|---|---|---|---|---|---|
| Sep | 3.9900 | (0.0075) | Sep | 10.0650 | (0.0550) |
| Dec | 4.1800 | (0.0175) | Nov | 10.2700 | (0.0600) |
| Mar | 4.3650 | (0.0100) | Dec | 10.4550 | (0.0600) |

**KANSAS CITY BOARD OF TRADE**

| Wheat | | Change |
|---|---|---|
| Sep | 4.8175 | 0.0200 |
| Dec | 5.0525 | (0.0100) |
| Mar | 5.2575 | (0.0125) |

AMS_2466 — Friday

**5 AREA WKLY ACCUMULATED WTD AVG SLAUGHTER CATTLE PRICE**

| | Head Count | Avg Weight | Avg Price |
|---|---|---|---|
| **Live Steer** | 23,423 | 1,526 | 242.59 |
| **Live Heifer** | 10,867 | 1,342 | 242.60 |
| **Dressed Steer** | 8,169 | 1,003 | 382.75 |
| **Dressed Heifer** | 974 | 841 | 383.16 |

AMS 2453 — Friday

**DAILY ESTIMATED BOXED BEEF CUTOUT VALUES**

| Choice 600-900# | Select 600-900# | | |
|---|---|---|---|
| 410.76 | 385.19 | **Choice Cuts** | 83 loads |
| (3.45) | (2.58) | **Select Cuts** | 13 loads |
| | | **Trimmings** | 8 loads |
| | | **Grinds** | 15 loads |

AMS_3208

**ESTD DAILY CATTLE SLAUGHTER**

| | | |
|---|---|---|
| Friday | 118,000 | Saturday 6000 |
| Week Ago **(est)** | 101,000 | 2,000 |
| Year Ago **(act)** | 126,000 | 42,000 |
| Wk to date **(est)** | 481,000 | 487,000 |
| Last Week **(est)** | 563,000 | 565,000 |
| Last Year (est) | 506,000 | 548,000 |

**Previous Day Estimated:** **Steer and Heifer** 98,000
**Cow and Bull** 23,000

AMS_1909 — Thursday

**New Holland Livestock** — New Holland, PA

| | Pct Lean | Avg Dressing Price |
|---|---|---|
| **Breaking** | 75-80 | 150.00-158.00 |
| **Boning** | 80-85 | 140.00-149.00 |
| **Lean** | 85-90 | 120.00-128.00 |

Thursday

**CME Feeder Cattle Index**

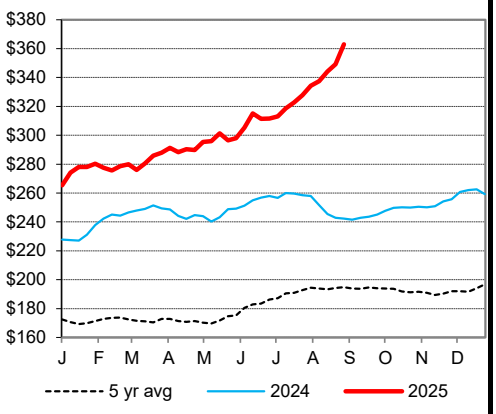


**Weekly Choice Cutout**

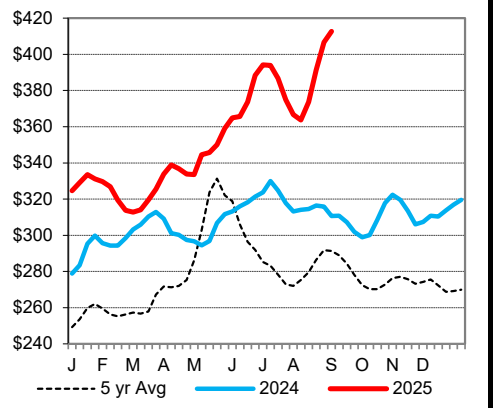


**Weekly Select Cutout**

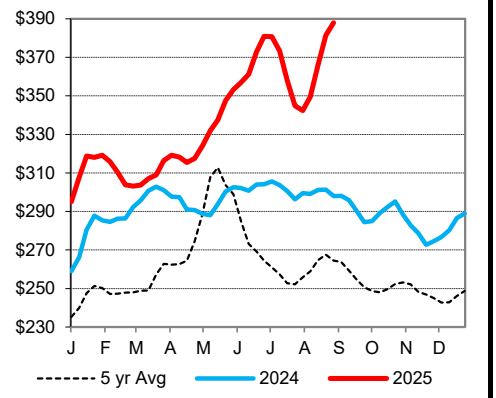


**Oklahoma City 400-500 lb Steer Price**

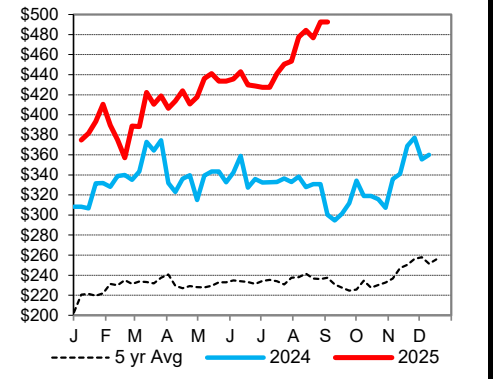



St. Joseph, Missouri
Phone: 816-676-7000
Email: stjoe.lpgmn@usda.gov
http://www.ams.usda.gov/LSMarketNews