

AMS 2453/LM XB403

DAILY ESTIMATED CUTOUT VALUES

	Choice 600-900#	Select 600-900#	Choice/Select Spread
Current Cutout Values:	366.00	358.11	
Change from prior day:	(-0.34)	1.46	

	Choice	Select	Load Count:
Primal Rib	550.82	552.58	
Primal Chuck	292.44	295.53	Choice 76
Primal Round	295.40	295.16	Select 13
Primal Loin	520.43	479.43	Trimming 13
Primal Brisket	313.25	306.42	Grinds 19
Primal Short Plate	251.30	251.30	
Primal Flank	198.79	201.81	

Fresh 50% Trimmings 13 Loads @ 133.40

AMS 2829/NW LS441

USDA BY-PRODUCT DROP VALUE (STEER) - DAILY

11.18 Change: UNCH

AMS 2466/LM CT100

5 AREA WEEKLY ACCUMULATED WEIGHTED AVG CATTLE PRICE

As of 10:00 am

	Head Count	Avg Weight	Avg Price
Live Steer	23,563	1,466	229.94
Live Heifer	8,743	1,314	228.63
Dressed Steer	13,743	954	368.06
Dressed Heifer	1,312	865	369.31

AMS 3208/SJ LS710

DAILY CATTLE SLAUGHTER

Today	115,000		
Week Ago	2,000		
Year Ago (act)	117,863		
Week to Date	115,000		
Same Period Last Week	2,000		
Same Period Last Year	117,863	Friday	Saturday
Previous Day	Steer and Heifer	97,000	4,000
	Cow and Bull	20,000	1,000

AMS 3209/SJ LS712

	5/24/2025	Last Week	
	(Estimate)	(Estimate)	(Actual)
BEEF PRODUCTION			
Slaughter	477,000	570,000	539,000
Live Weights	1,425	1,430	1,396
Dressed Weights	872	874	851
Beef Production (millions of pounds)	415	497	458

AMS 2825/NW LS410

USDA BEEF CARCASS PRICE EQUIVALENT INDEX VALUE

	Choice 600-900#	Select 600-900#	Dressing percent:	
			Steer	Heifer
	\$352.33	\$341.05	63.66	63.48
Change	16.10	2.29		

AMS 2455/LM XB405

USDA NATIONAL CUTTER COW CARCASS CUTOUT

297.21 (-2.31) 90% lean: 380.89

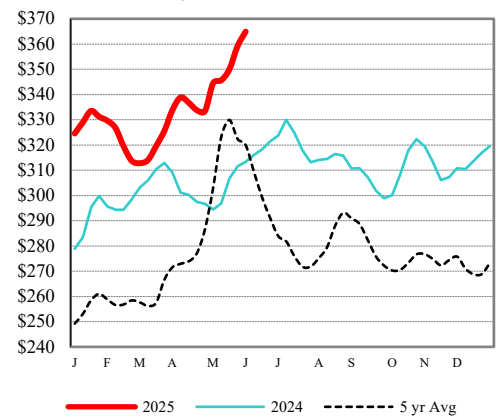
CME LIVE CATTLE

	High	Low	Change	Settle
APR	N/A			
JUN	N/A			
AUG	N/A			

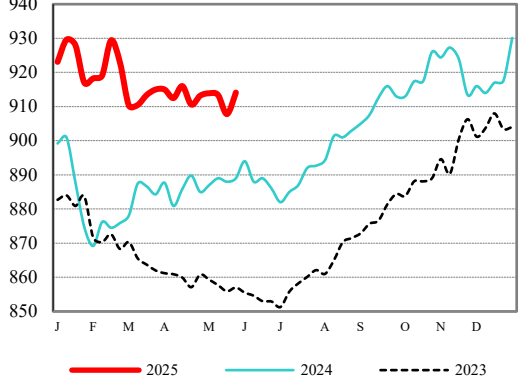
CME FEEDER CATTLE

	High	Low	Change	Settle
APR	N/A			
MAY	N/A			
AUG	N/A			

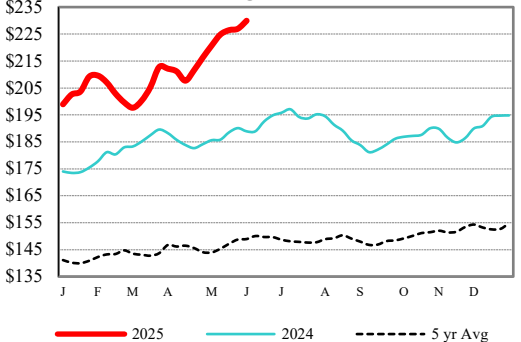
Weekly Choice Cutout



LMR Steer/Heifer Dressed Weights



5 Area Weekly Wtd Avg Steer Price



Weekly Ch/Se Spread

