

NATIONAL WEEKLY FEEDER & STOCKER CATTLE SUMMARY

St. Joseph, Missouri

Monday, May 19, 2025

USDA LIVESTOCK, POULTRY & GRAIN MARKET NEWS

for w/e Saturday, 05/17/25.

Email: stjoe.lpgmn@usda.gov

Receipts:	This Week	Last Week	Year Ago
SJ LS850	236,100	215,500	221,100

Compared to last week, steers and heifers sold steady to 5.00 higher. Demand was mostly good to very good early week and still remained good later in the week even though futures took a tumble. The CME Cattle Complex took a sharp downturn mid-week after a sharp upturn on Monday. This pullback comes after weeks of strong gains fueled by tight supply and very good demand. It seems that fundamentals are ruling the day in the fed cattle sector as the nearby Live cattle contract was 18.00 under the cash. Something will have to give in the coming few weeks. The correction this week did seem harsh to the downside, however the weekly trend on the Live Cattle contracts were from 2.450 to 2.975 lower. The Feeder Cattle contracts were mostly 2.750 to 3.100 lower. The market watcher felt like they had been whipsawed this week from one extreme to the other. Cattle producers are feeling very optimistic about the market for the remainder of the year and want to make sure they have cattle in their pens. More areas of the High Plains find themselves embroiled in another year of limited moisture in the first quarter of this year. However, over this coming week, some much needed moisture is forecasted, and farmers are hoping for a good start to the growing season. Over 55 pct of the country currently has some type of drought designation. Negotiated sales of fed cattle in Kansas sold steady to 2.00 higher at 220.00. In TX/OK/NM, live sales sold mostly 1.00 higher at 218.00 to mostly 220.00. In Nebraska, live sales were 1.00 to 4.00 higher at 229.00, while dressed sales sold mostly 3.00 higher at 358.00. For the week, Choice Boxed beef closed on Friday at 352.49, 6.52 higher and Select closed at 342.39, 11.22 higher. Weekly Cattle Slaughter under federal inspection estimated at 566K, 7K more than last week and 31K less than a year ago. Auction volume this week included 56 percent weighing over 600 lbs and 43 percent heifers.

[More.....](#)

REGIONAL WEIGHTED AVERAGE

FEEDER STEER PRICES

NORTH CENTRAL REGION

Steers:	This Week	Last Week	Last Year
600-700 lbs	\$359.99	\$362.31	\$296.19
700-800 lbs	\$328.42	\$326.90	\$278.13
800-900 lbs	\$302.99	\$306.84	\$252.17

USDA AMS

SOUTH CENTRAL REGION

Steers:	This Week	Last Week	Last Year
500-600 lbs	\$390.65	\$383.74	\$317.66
600-700 lbs	\$346.77	\$346.17	\$285.32
700-800 lbs	\$306.52	\$307.64	\$253.93

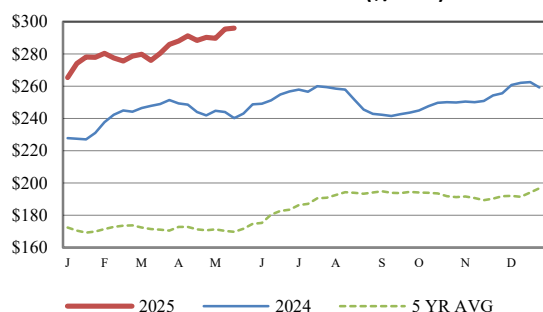
USDA AMS

SOUTHEAST REGION

Steers:	This Week	Last Week	Last Year
400-500 lbs	\$399.64	\$397.46	\$322.04
500-600 lbs	\$362.61	\$362.96	\$297.67
600-700 lbs	\$326.66	\$329.60	\$269.13

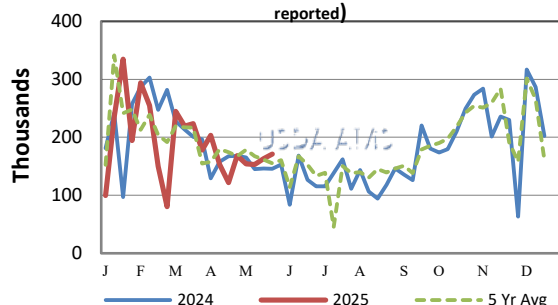
USDA AMS

CME FEEDER CATTLE INDEX (\$/CWT)

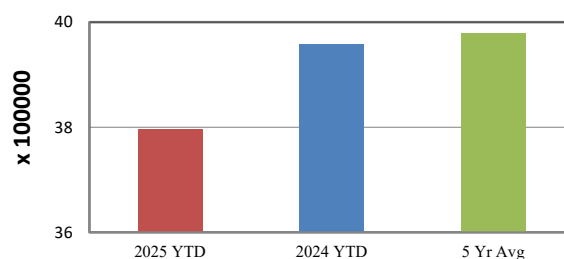


NATIONWIDE REPORTED WEEKLY FEEDER CATTLE AUCTION RECEIPTS

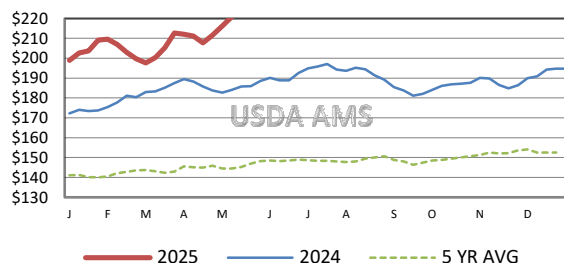
(Receipts vary depending on the number of auctions reported)



YEAR TO DATE AUCTION RECEIPTS



5 AREA WEEKLY WEIGHTED AVERAGE SLTR STEER PRICE (\$/CWT)



USDA Livestock, Poultry, & Grain Market News

St. Joseph, Missouri

Phone: 816-676-7000



For detailed state-by-state feeder cattle quotes:

[National Feeder & Stocker Cattle Summary](#)

<http://www.ams.usda.gov/LSMarketNews>