

[AMS 2453/LM_XB403](#)

DAILY ESTIMATED CUTOUT VALUES

	Choice <u>600-900#</u>	Select <u>600-900#</u>	Choice/Select Spread
Current Cutout Values:	313.73	303.97	
Change from prior day:	2.96	1.41	
Primal Rib	466.62	435.12	
Primal Chuck	267.82	263.79	
Primal Round	284.64	286.96	
Primal Loin	402.94	377.72	
Primal Brisket	240.07	238.93	
Primal Short Plate	215.41	215.41	
Primal Flank	144.28	142.14	

Load Count:	
Total	85
Choice	46
Select	16
Trimming	9
Grinds	13

Fresh 50% Trimmings 9 Loads @ 108.77

[AMS 2829/NW_LS441](#)

USDA BY-PRODUCT DROP VALUE (STEER) - DAILY

11.95 Change: UNCH

[AMS 2466/LM_CT100](#)

5 AREA WEEKLY ACCUMULATED WEIGHTED AVG CATTLE PRICE

As of 10:00 am

	Head Count	Avg Weight	Avg Price
Live Steer	17,068	1,495	199.64
Live Heifer	8,277	1,370	199.43
Dressed Steer	4,854	968	315.12
Dressed Heifer	1,273	874	315.18

[AMS 3208/SJ_LS710](#)

DAILY CATTLE SLAUGHTER

Today	95,000		
Week Ago	95,000		
Year Ago (act)	121,493		
Week to Date	95,000		
Same Period Last Week	95,000		
Same Period Last Year	121,493	Friday	Saturday
Previous Day	Steer and Heifer	87,000	12,000
	Cow and Bull	20,000	3,000

[AMS 3209/SJ_LS712](#)

	2/22/2025	Last Week	
BEEF PRODUCTION	(Estimate)	(Estimate)	(Actual)
Slaughter	563000	561000	590000
Live Weights	1437	1439	1387
Dressed Weights	874	874	834
Beef Production (millions of pounds)	491.1	489.2	491.1

[AMS 2825/NW_LS410](#)

USDA BEEF CARCASS PRICE EQUIVALENT INDEX VALUE

	Choice <u>600-900#</u>	Select <u>600-900#</u>	Dressing percent:	
			<u>Steer</u>	<u>Heifer</u>
Change	\$300.56	\$288.18	63.45	63.41
	0.06	(-0.59)		

[AMS 2455/LM_XB405](#)

USDA NATIONAL CUTTER COW CARCASS CUTOUT

293.00 (-0.94) 90% lean: 377.31

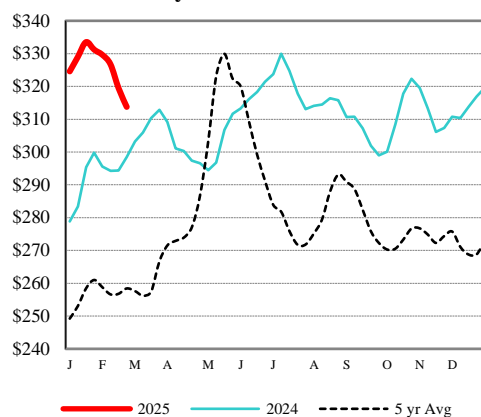
CME LIVE CATTLE

	High	Low	Change	Settle
APR	N/A			
JUN	N/A			
AUG	N/A			

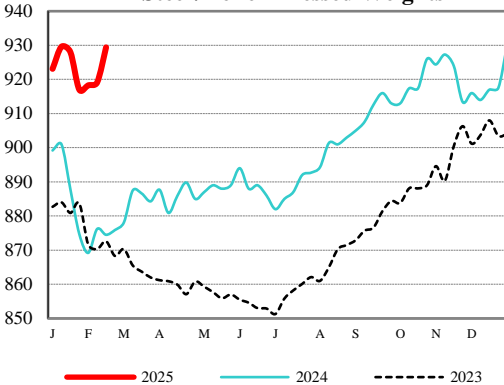
CME FEEDER CATTLE

	High	Low	Change	Settle
APR	N/A			
MAY	N/A			
AUG	N/A			

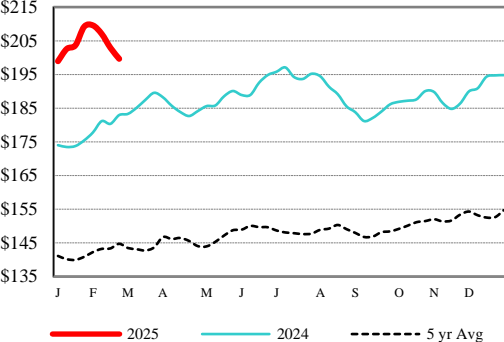
Weekly Choice Cutout



LMR Steer/Heifer Dressed Weights



5 Area Weekly Wtd Avg Steer Price



Weekly Ch/Se Spread

