

DAILY DIRECT HOGS PLANT DELIVERED as of 1:30 PM

Negotiated Barrow and Gilt:	Carcass Base Price		Live Price	
<u>NATIONAL - AMS 2675/LM_HG203:</u>				
Range:	\$83.00	\$92.00	\$64.00	\$69.40
Weighted Average:	\$89.13		\$67.75	
Change from Prior Day:	\$0.09		\$0.68	
Head Count:	8,416		1,029	
<u>IOWA/MINNESOTA - AMS 2675/LM_HG206:</u>				
Weighted Average:	\$90.15		*	
Change from Prior Day:	(-\$0.75)		*	
<u>WESTERN CORNBELT - AMS 2675/LM_HG212:</u>				
Weighted Average:	\$89.35		*	
Change from Prior Day:	(-\$1.01)		*	
<u>EASTERN CORNBELT - AMS 2675/LM_HG210:</u>				
Weighted Average:	*		*	
Change from Prior Day:	*		*	

*Price not reported due to confidentiality.

NATIONAL DAILY PORK REPORT FOB PLANT - AMS 2498/LM_PK602:

Carcass Cutout Values		Change:	
Primal Loin	99.55		0.00
Primal Butt	99.72		1.37
Primal Picnic	127.97		2.45
Primal Rib	76.62		0.49
Primal Ham	164.41		(-3.09)
Primal Belly	85.88		(-1.10)
Total Loads	122.41		(-2.34)
Pork Cuts	236.50	Lds	
Trim/Process Pork	216.28	Lds	
	20.22		

DAILY HOG SLAUGHTER UNDER FIS - AMS 3208/SJ_LS710

Today (est)	486,000
Week Ago (est)	489,000
Year Ago (act)	477,217
Week to Date (est)	1,454,000
Same Period Last Week (est)	1,428,000
Same Period Last Year (act)	1,425,150

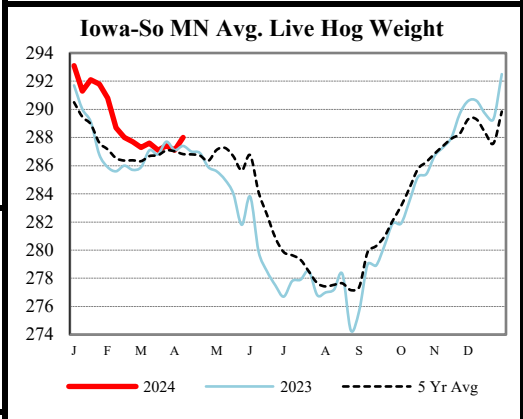
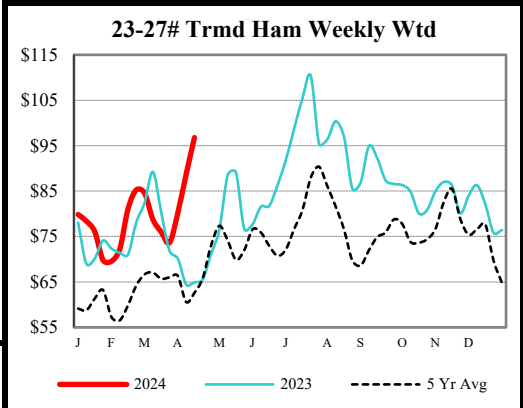
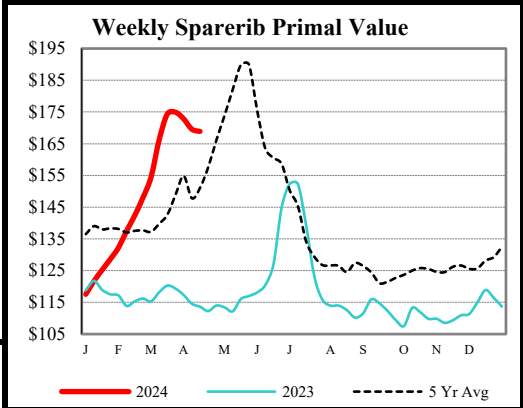
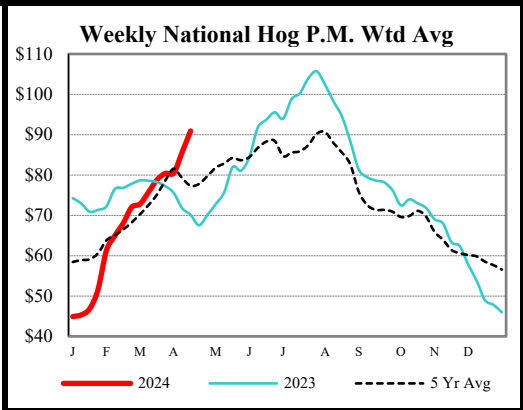
CME Lean Hog Close

	<u>High</u>	<u>Low</u>	<u>Change</u>	<u>Settle</u>
APR	N/A			
MAY	N/A			
JUN	N/A			
JLY	N/A			

CME Lean Hog Delayed Futures

IOWA-SOUTHERN MINNESOTA WEEKLY AVERAGE WEIGHT - AMS 2840/NW_LS720

For Week Ending Sat,		Head	Average
Apr 13, 2024	<u>Ending</u>	<u>Count</u>	<u>Weight</u>
	4/13/2024	791,000	288.0
Week Ago:	4/6/2024	786,000	288.0
Year Ago:	4/15/2023	773,000	287.0



USDA Livestock, Poultry & Grain Market News
Des Moines, Iowa | PH 515-284-4460
Email: Desm.LPGMN@usda.gov
<https://mymarketnews.ams.usda.gov/viewReport/2872>
[USDA AMS Livestock, Poultry & Grain Market News](https://www.usda.gov/ams)