

**AUCTION SUMMARY**

<b>AMS 1280</b>		6,691		Monday	
<b>Oklahoma National Stockyards</b>					
Oklahoma City, OK					
Feeder Steers	400-500 lbs	304.00-332.00	Feeder Heifers	300-400 lbs	294.00
Medium &	500-600 lbs	280.00-320.00	Medium &	400-500 lbs	268.00-305.00
Large #1	600-700 lbs	250.00-304.00	Large #1	500-600 lbs	255.00-278.00
	700-800 lbs	238.00-268.00		600-700 lbs	224.00-258.00
	800-900 lbs	220.00-251.00		700-800 lbs	214.00-241.00

<b>AMS 2026</b>		3,161		Monday	
<b>Sioux Falls Regional Cattle Auction</b>					
Worthington, SD					
Feeder Steers	500-600 lbs	308.00-342.50	Feeder Heifers	400-500 lbs	295.00-350.00
Medium &	600-700 lbs	271.00-312.00	Medium &	500-600 lbs	280.00-298.00
Large #1	700-800 lbs	246.00-287.50	Large #1	600-700 lbs	239.00-268.00
	800-900 lbs	224.00-246.00		700-800 lbs	228.00-254.00
	900-1000 lbs	217.50-227.00		800-900 lbs	205.00-229.50

<b>AMS 1245</b>		6,151		Monday	
<b>Joplin Regional Stockyards</b>					
Carthage, MO					
Feeder Steers	400-500 lbs	325.00-365.00	Feeder Heifers	400-500 lbs	285.00-320.00
Medium &	500-600 lbs	295.00-330.00	Medium &	500-600 lbs	260.00-290.00
Large #1	600-700 lbs	273.00-300.00	Large #1	600-700 lbs	225.00-259.00
	700-800 lbs	235.00-266.00		700-800 lbs	214.50-225.50
	800-900 lbs	224.25-236.50		800-900 lbs	201.00-218.00

<b>CHICAGO MERCANTILE EXCHANGE LIVESTOCK FUTURES SETTLEMENT</b>					
Monday					
<u>Live Cattle</u>		<u>Change</u>	<u>Feeder Cattle</u>		<u>Change</u>
Apr	180.300	1.400	Apr	239.550	1.950
Jun	173.825	2.350	May	238.000	3.800
Aug	171.125	2.375	Aug	249.775	4.275

<b>CHICAGO BOARD OF TRADE GRAIN FUTURES SETTLEMENTS</b>					
Monday					
<u>Corn</u>		<u>Change</u>	<u>Soybeans</u>		<u>Change</u>
May	4.3150	(0.0400)	May	11.5825	(0.1550)
Jul	4.4425	(0.0300)	Jul	11.7200	(0.1450)
Sep	4.5375	(0.0300)	Aug	11.7150	(0.1300)

<b>KANSAS CITY BOARD OF TRADE</b>			<u>Wheat</u>		<u>Change</u>
			May	5.8400	(0.0575)
			Jul	5.8700	(0.0625)
			Sep	5.9150	(0.0600)

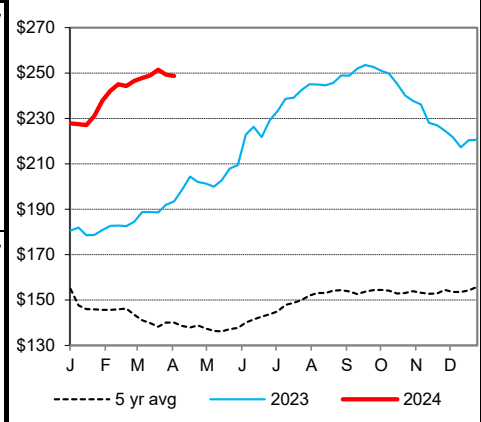
<b>AMS 2466</b>		Monday	
<b>5 AREA WKLY ACCUMULATED WTD AVG SLAUGHTER CATTLE PRICE</b>			
	<u>Head Count</u>	<u>Avg Weight</u>	<u>Avg Price</u>
Live Steer	18,535	1,495	183.84
Live Heifer	9,456	1,344	183.19
Dressed Steer	15,048	966	293.09
Dressed Heifer	3,593	865	293.16

<b>AMS 2453</b>		Monday	
<b>DAILY ESTIMATED BOXED BEEF CUTOUT VALUES</b>			
<b>Choice</b>	<b>Select</b>	<b>Choice Cuts</b>	53 loads
<b>600-900#</b>	<b>600-900#</b>	<b>Select Cuts</b>	22 loads
300.88	291.34	<b>Trimming</b>	0 loads
0.31	(4.20)	<b>Grinds</b>	15 loads

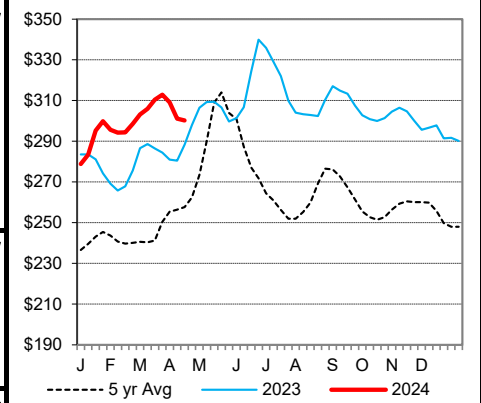
<b>AMS 3208</b>		Monday	
<b>ESTD DAILY CATTLE SLAUGHTER</b>			
Monday	121,000	Friday	Saturday
Week Ago (est)	121,000	85,000	10,000
Year Ago (act)	122,000	24,000	2,000
Wk to date (est)	121,000		
Last Week (est)	121,000		
Last Year (act)	122,000		
<b>Previous Day Estimated:</b>	<b>Steer and Heifer</b>		
	<b>Cow and Bull</b>		

<b>AMS 1788</b>		Monday	
<b>Springfield Livestock</b>			
Springfield, MO			
Avg Dressing			
	<u>Pct Lean</u>	<u>Price</u>	
<b>Breaking</b>	75-80	123.00-135.00	
<b>Boning</b>	80-85	123.00-135.00	
<b>Lean</b>	85-90	110.00-126.00	

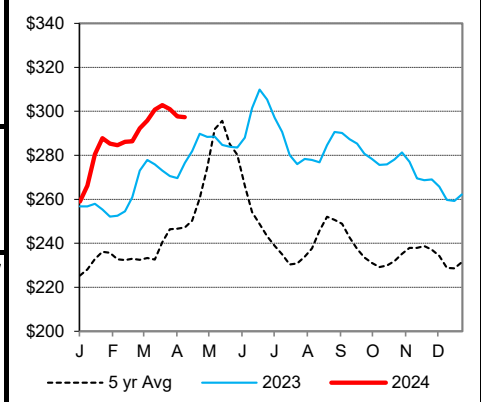
**CME Feeder Cattle Index**



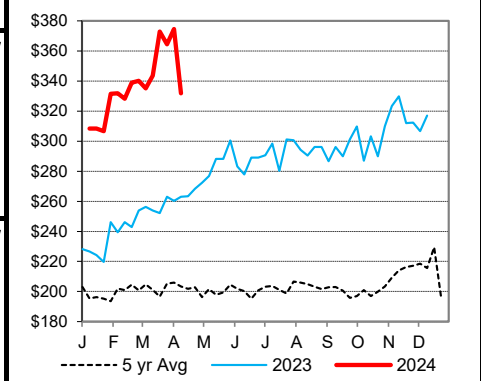
**Weekly Choice Cutout**



**Weekly Select Cutout**



**Oklahoma City 400-500 lb Steer Price**



St. Joseph, Missouri  
Phone: 816-676-7000  
Email: [stjoe.lpgmn@usda.gov](mailto:stjoe.lpgmn@usda.gov)  
<http://www.ams.usda.gov/LSMarketNews>