

[AMS 2453/LM XB403](#)

DAILY ESTIMATED CUTOUT VALUES

	<u>Choice</u> <u>600-900#</u>	<u>Select</u> <u>600-900#</u>	Choice/Select Spread
Current Cutout Values:	299.79	285.81	13.98
Change from prior day:	1.99	1.35	
Primal Rib	454.07	414.22	
Primal Chuck	262.72	251.28	
Primal Round	255.96	250.20	
Primal Loin	388.68	367.19	
Primal Brisket	232.76	229.38	
Primal Short Plate	200.40	200.40	
Primal Flank	140.12	139.36	

Load Count:	
Total	143
Choice	101
Select	19
Trimming	8
Grinds	15

Fresh 50% Trimmings	8 Loads @	99.10
---------------------	-----------	-------

[AMS 2829/NW LS441](#)

USDA BY-PRODUCT DROP VALUE (STEER) - DAILY

	11.66	Change:	0.16
--	-------	---------	------

[AMS 2466/LM CT100](#)

5 AREA WEEKLY ACCUMULATED WEIGHTED AVG CATTLE PRICE

<i>As of 10:00 am</i>	<u>Head Count</u>	<u>Avg Weight</u>	<u>Avg Price</u>
Live Steer	96	1,550	182.00
Live Heifer	118	1,425	180.00
Dressed Steer	100	877	284.60
Dressed Heifer	60	868	288.00

[AMS 3208/SJ LS710](#)

DAILY CATTLE SLAUGHTER

Today	123,000
Week Ago	123,000
Year Ago (act)	120,229
Week to Date	472,000
Same Period Last Week	486,000
Same Period Last Year	473,476
Previous Day	Steer and Heifer 93,000 Cow and Bull 27,000

[AMS 3209/SJ LS712](#)

BEEF PRODUCTION

	2/17/2024 (Estimate)	Last Week (Estimate)	Last Year (Actual)
Slaughter	608,000	622,000	625,000
Live Weights	1385	1388	1377
Dressed Weights	835	838	825
Beef Production (millions of pounds)	506.9	519.9	514.4

[AMS 2825/NW LS410](#)

USDA BEEF CARCASS PRICE EQUIVALENT INDEX VALUE

	<u>Choice</u> <u>600-900#</u>	<u>Select</u> <u>600-900#</u>	<u>Dressing percent:</u>	
			<u>Steer</u>	<u>Heifer</u>
Change	0.98	0.66	62.33	62.35

[AMS 2455/LM XB405](#)

USDA NATIONAL CUTTER COW CARCASS CUTOUT

	238.46	(-0.34)	90% lean:	308.67
--	--------	----------------	------------------	--------

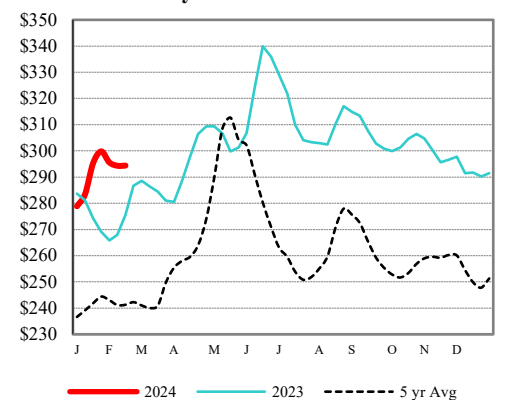
CME LIVE CATTLE

	<u>High</u>	<u>Low</u>	<u>Change</u>	<u>Settle</u>
FEB	185.25	183.50	(-0.48)	183.50
APR	189.20	186.23	(-1.15)	186.55
JUN	184.38	182.15	(-0.60)	182.70

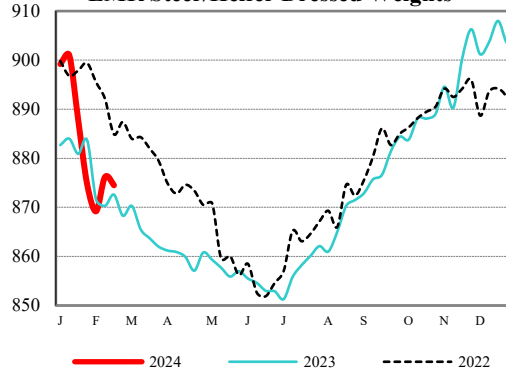
CME FEEDER CATTLE

	<u>High</u>	<u>Low</u>	<u>Change</u>	<u>Settle</u>
MAR	254.73	250.73	0.70	252.05
APR	258.93	255.40	0.78	256.70
MAY	261.23	258.30	0.20	259.33

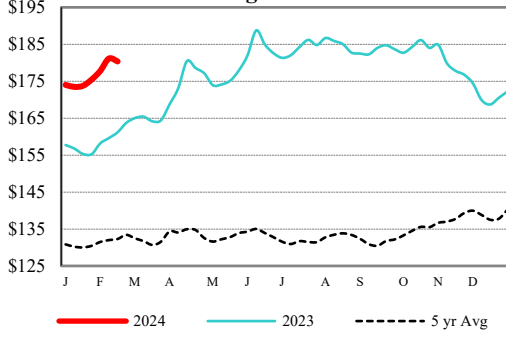
Weekly Choice Cutout



LMR Steer/Heifer Dressed Weights



5 Area Weekly Wtd Avg Steer Price



Weekly Ch/Se Spread

