

[AMS 2453/LM XB403](#)

DAILY ESTIMATED CUTOUT VALUES

	<u>Choice</u> <u>600-900#</u>	<u>Select</u> <u>600-900#</u>	Choice/Select Spread
Current Cutout Values:	297.80	284.46	13.34
Change from prior day:	0.43	(-3.36)	
Primal Rib	454.43	416.07	
Primal Chuck	256.78	248.81	
Primal Round	253.13	245.88	
Primal Loin	390.84	368.36	
Primal Brisket	232.44	227.08	
Primal Short Plate	200.57	200.57	
Primal Flank	137.26	138.83	

Load Count:	
Total	105
Choice	54
Select	20
Trimming	12
Grinds	19

Fresh 50% Trimmings 12 Loads @ 90.99

[AMS 2829/NW LS441](#)

USDA BY-PRODUCT DROP VALUE (STEER) - DAILY

11.50 Change: UNCH

[AMS 2466/LM CT100](#)

5 AREA WEEKLY ACCUMULATED WEIGHTED AVG CATTLE PRICE

<i>As of 10:00 am</i>	<u>Head Count</u>	<u>Avg Weight</u>	<u>Avg Price</u>
Live Steer			
Live Heifer	118	1,425	180.00
Dressed Steer	20	730	283.00
Dressed Heifer			

[AMS 3208/SJ LS710](#)

DAILY CATTLE SLAUGHTER

Today	120,000
Week Ago	123,000
Year Ago (act)	125,212
Week to Date	349,000
Same Period Last Week	363,000
Same Period Last Year	353,247
Previous Day	Steer and Heifer 98,000 Cow and Bull 27,000

[AMS 3209/SJ LS712](#)

BEEF PRODUCTION

	2/17/2024	Last Week	Last Year
Slaughter	608,000	622,000	625,000
Live Weights	1385	1388	1377
Dressed Weights	835	838	825
Beef Production (millions of pounds)	506.9	519.9	514.4

[AMS 2825/NW LS410](#)

USDA BEEF CARCASS PRICE EQUIVALENT INDEX VALUE

	<u>Choice</u> <u>600-900#</u>	<u>Select</u> <u>600-900#</u>	Dressing percent:	
			<u>Steer</u>	<u>Heifer</u>
Change	0.21	(-1.68)	62.37	62.38

[AMS 2455/LM XB405](#)

USDA NATIONAL CUTTER COW CARCASS CUTOUT

238.80 2.48 90% lean: 309.48

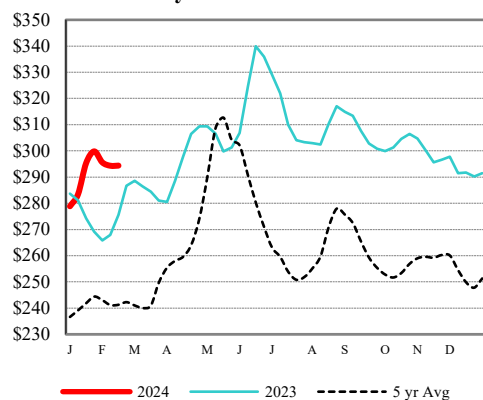
[CME LIVE CATTLE](#)

	<u>High</u>	<u>Low</u>	<u>Change</u>	<u>Settle</u>
FEB	185.78	183.95	(-0.43)	183.98
APR	188.90	186.78	0.38	187.70
JUN	184.28	182.63	0.35	183.30

[CME FEEDER CATTLE](#)

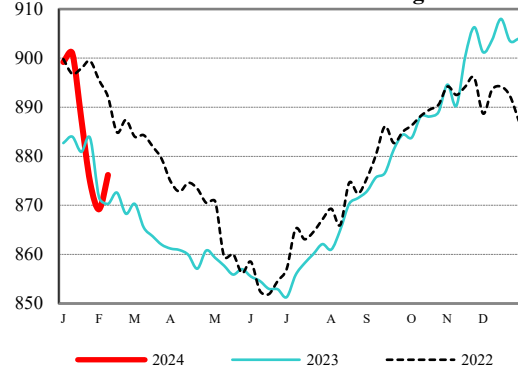
	<u>High</u>	<u>Low</u>	<u>Change</u>	<u>Settle</u>
MAR	253.45	250.40	(-0.03)	251.35
APR	257.55	254.98	0.58	255.93
MAY	260.35	257.98	1.00	259.13

Weekly Choice Cutout



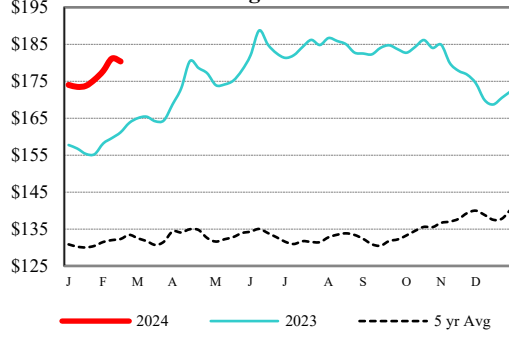
— 2024 — 2023 - - - 5 yr Avg

LMR Steer/Heifer Dressed Weights



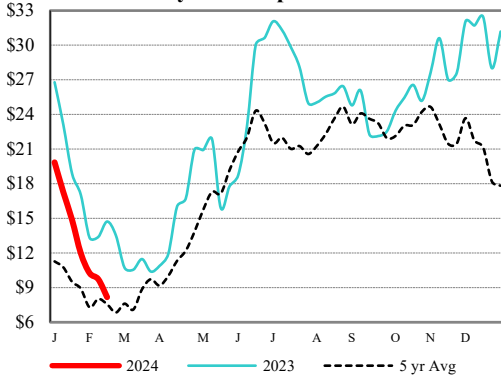
— 2024 — 2023 - - - 2022

5 Area Weekly Wtd Avg Steer Price



— 2024 — 2023 - - - 5 yr Avg

Weekly Ch/Se Spread



— 2024 — 2023 - - - 5 yr Avg

USDA Livestock, Poultry & Grain Market News

Des Moines, Iowa | PH 515-284-4460

Email: Desm.LPGMN@usda.gov

<https://mymarketnews.ams.usda.gov/viewReport/2870>

[USDA AMS Livestock, Poultry & Grain Market News](#)