

[AMS 2453/LM XB403](#)

DAILY ESTIMATED CUTOUT VALUES

	Choice 600-900#	Select 600-900#	Choice/Select Spread
Current Cutout Values:	297.37	287.82	9.55
Change from prior day:	0.28	0.42	
Primal Rib	459.91	423.22	
Primal Chuck	254.98	253.15	
Primal Round	249.46	250.84	
Primal Loin	392.98	370.90	
Primal Brisket	234.41	226.96	
Primal Short Plate	196.78	196.78	
Primal Flank	137.60	135.59	
			<b>Load Count:</b>
			Total 110
			Choice 66
			Select 17
			Trimming 11
			Grinds 16

Fresh 50% Trimmings	11 Loads @	93.71
---------------------	------------	-------

[AMS 2829/NW LS441](#)

USDA BY-PRODUCT DROP VALUE (STEER) - DAILY

	11.50	Change:	(-0.03)
--	-------	---------	---------

[AMS 2466/LM CT100](#)

5 AREA WEEKLY ACCUMULATED WEIGHTED AVG CATTLE PRICE

As of 10:00 am	Head Count	Avg Weight	Avg Price
Live Steer			
Live Heifer			
Dressed Steer			
Dressed Heifer			

[AMS 3208/SJ LS710](#)

DAILY CATTLE SLAUGHTER

Today	125,000	
Week Ago	125,000	
Year Ago (act)	126,175	
Week to Date	229,000	
Same Period Last Week	240,000	
Same Period Last Year	228,035	
Previous Day	Steer and Heifer 78,000	Cow and Bull 26,000

[AMS 3209/SJ LS712](#)

BEEF PRODUCTION

	2/17/2024 (Estimate)	Last Week (Estimate)	Last Year (Actual)
Slaughter	608,000	622,000	625,000
Live Weights	1385	1388	1377
Dressed Weights	835	838	825
Beef Production (millions of pounds)	506.9	519.9	514.4

[AMS 2825/NW LS410](#)

USDA BEEF CARCASS PRICE EQUIVALENT INDEX VALUE

	Choice 600-900#	Select 600-900#	Dressing percent:	
			Steer	Heifer
Change	0.19	0.26	62.37	62.37

[AMS 2455/LM XB405](#)

USDA NATIONAL CUTTER COW CARCASS CUTOUT

	236.32	0.01	90% lean:	306.76
--	--------	------	-----------	--------

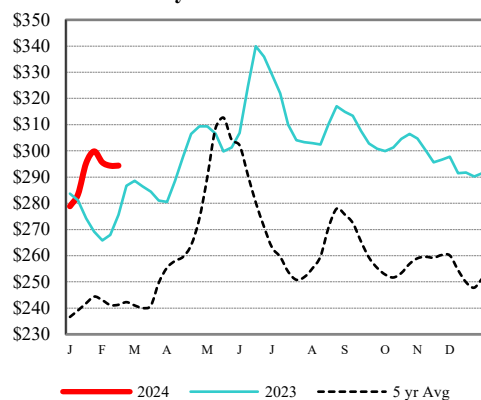
[CME LIVE CATTLE](#)

	High	Low	Change	Settle
FEB	185.00	184.03	(-0.38)	184.40
APR	188.08	186.85	(-0.23)	187.33
JUN	183.63	182.55	0.13	182.95

[CME FEEDER CATTLE](#)

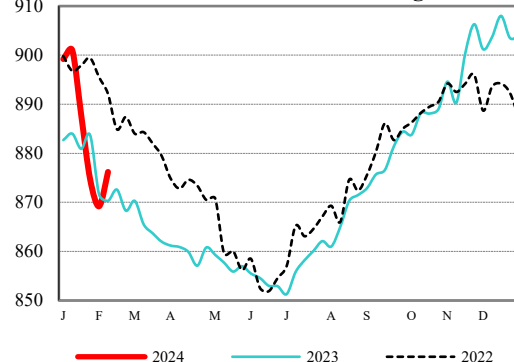
	High	Low	Change	Settle
MAR	252.25	249.25	0.35	251.38
APR	256.18	252.63	1.80	255.35
MAY	258.85	255.30	2.50	258.13

Weekly Choice Cutout



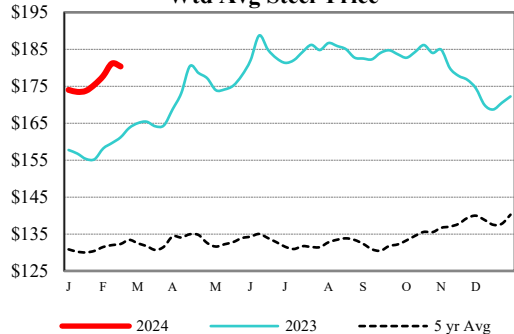
— 2024 — 2023 - - - 5 yr Avg

LMR Steer/Heifer Dressed Weights



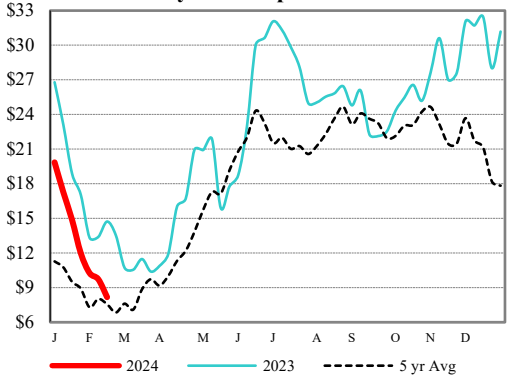
— 2024 — 2023 - - - 2022

5 Area Weekly Wtd Avg Steer Price



— 2024 — 2023 - - - 5 yr Avg

Weekly Ch/Se Spread



— 2024 — 2023 - - - 5 yr Avg

USDA Livestock, Poultry & Grain Market News

Des Moines, Iowa | PH 515-284-4460

Email: [Desm.LPGMN@usda.gov](mailto:Desm.LPGMN@usda.gov)

<https://mymarketnews.ams.usda.gov/viewReport/2870>

[USDA AMS Livestock, Poultry & Grain Market News](#)