

[AMS 2453/LM XB403](#)

DAILY ESTIMATED CUTOUT VALUES

	Choice 600-900#	Select 600-900#	Choice/Select Spread
Current Cutout Values:	296.20	286.66	9.54
Change from prior day:	0.90	(-1.33)	
Primal Rib	458.70	421.88	
Primal Chuck	257.58	253.01	
Primal Round	249.94	251.56	
Primal Loin	385.40	364.71	
Primal Brisket	228.09	229.71	
Primal Short Plate	195.91	195.91	
Primal Flank	140.15	139.11	
			Load Count:
			Total 108
			Choice 76
			Select 9
			Trimming 7
			Grinds 16

Fresh 50% Trimmings 7 Loads @ 100.27

[AMS 2829/NW LS441](#)

USDA BY-PRODUCT DROP VALUE (STEER) - DAILY

	11.53	Change:	(-0.06)
--	-------	---------	---------

[AMS 2466/LM CT100](#)

5 AREA WEEKLY ACCUMULATED WEIGHTED AVG CATTLE PRICE

As of 10:00 am	Head Count	Avg Weight	Avg Price
Live Steer	28,910	1,471	180.30
Live Heifer	14,921	1,321	179.87
Dressed Steer	5,808	939	286.37
Dressed Heifer	1,646	829	286.82

[AMS 3208/SJ LS710](#)

DAILY CATTLE SLAUGHTER

		Saturday
Today	120,000	2,000
Week Ago	117,000	4,000
Year Ago (act)	121,652	7,478
Week to Date	606,000	608,000
Same Period Last Week	618,000	622,000
Same Period Last Year	617,794	625,272
Previous Day	Steer and Heifer	96,000
	Cow and Bull	27,000

[AMS 3209/SJ LS712](#)

BEEF PRODUCTION	2/17/2024 (Estimate)	Last Week (Estimate)	Last Year (Actual)
Slaughter	608,000	622,000	625,000
Live Weights	1385	1388	1377
Dressed Weights	835	838	825
Beef Production (millions of pounds)	506.9	519.9	514.4

[AMS 2825/NW LS410](#)

USDA BEEF CARCASS PRICE EQUIVALENT INDEX VALUE

	Choice 600-900#	Select 600-900#	Dressing percent:	
			Steer	Heifer
	\$280.23	\$269.38	62.33	62.27
Change	0.34	(-0.78)		

[AMS 2455/LM XB405](#)

USDA NATIONAL CUTTER COW CARCASS CUTOUT

	236.36	1.46	90% lean:	306.14
--	--------	------	-----------	--------

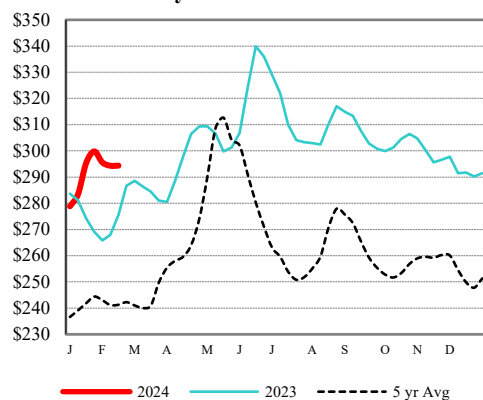
[CME LIVE CATTLE](#)

	High	Low	Change	Settle
FEB	185.40	183.40	1.38	184.78
APR	188.13	185.43	1.95	187.55
JUN	183.63	181.73	0.95	182.83

[CME FEEDER CATTLE](#)

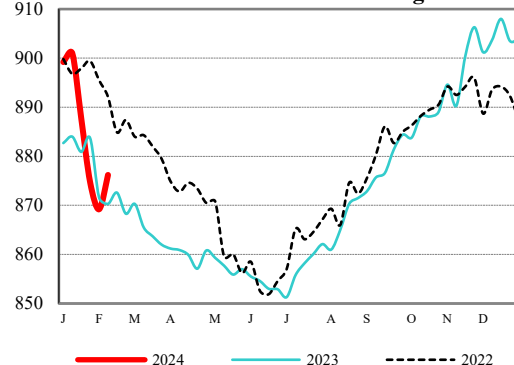
	High	Low	Change	Settle
MAR	251.93	247.13	3.93	251.03
APR	254.00	250.28	3.33	253.55
MAY	255.95	253.03	2.73	255.63

Weekly Choice Cutout



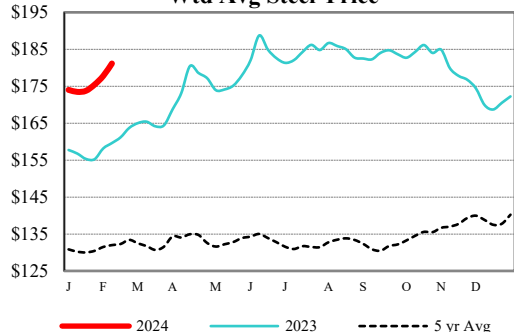
— 2024 — 2023 - - - - 5 yr Avg

LMR Steer/Heifer Dressed Weights



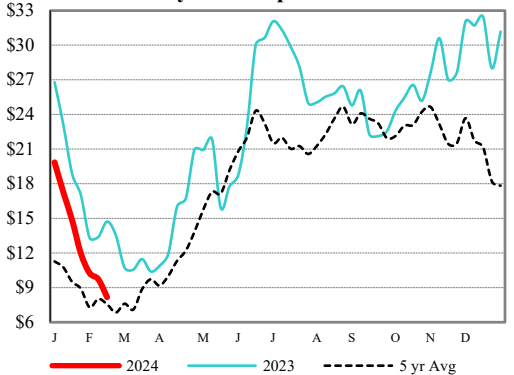
— 2024 — 2023 - - - - 2022

5 Area Weekly Wtd Avg Steer Price



— 2024 — 2023 - - - - 5 yr Avg

Weekly Ch/Se Spread



— 2024 — 2023 - - - - 5 yr Avg

USDA Livestock, Poultry & Grain Market News

Des Moines, Iowa | PH 515-284-4460

Email: Desm.LPGMN@usda.gov

<https://mymarketnews.ams.usda.gov/viewReport/2870>

[USDA AMS Livestock, Poultry & Grain Market News](#)