

[AMS 2453/LM XB403](#)

DAILY ESTIMATED CUTOUT VALUES

	Choice <u>600-900#</u>	Select <u>600-900#</u>	Choice/Select Spread
Current Cutout Values:	280.24	260.62	19.62
Change from prior day:	(-0.08)	(-0.06)	
Primal Rib	471.34	392.54	
Primal Chuck	228.18	225.59	
Primal Round	251.67	247.49	
Primal Loin	338.65	297.90	
Primal Brisket	249.93	245.75	
Primal Short Plate	185.50	185.50	
Primal Flank	155.55	153.65	
			Load Count:
			Total 154
			Choice 109
			Select 25
			Trimming 10
			Grinds 9

Fresh 50% Trimmings 10 Loads @ 103.33

[AMS 2829/NW LS441](#)

USDA BY-PRODUCT DROP VALUE (STEER) - DAILY

16.32 Change: unchanged

[AMS 2466/LM CT100](#)

5 AREA WEEKLY ACCUMULATED WEIGHTED AVG CATTLE PRICE

As of 10:00 am	Head Count	Avg Weight	Avg Price
Live Steer	36,077	1,497	123.85
Live Heifer	13,955	1,324	123.84
Dressed Steer	13,633	966	195.73
Dressed Heifer	3,637	843	195.62

[AMS 3208/SJ LS710](#)

DAILY CATTLE SLAUGHTER

Today	107,000
Week Ago	116,000
Year Ago (act)	116,000
Week to Date	587,000
Same Period Last Week	599,000
Same Period Last Year	596,000
Previous Day	Steer and Heifer 92,000 Cow and Bull 27,000

[AMS 3209/SJ LS712](#)

	10/16/2021 (Estimate)	Last Week (Estimate)	Last Year (Actual)
BEEF PRODUCTION			
Slaughter	646,000	657,000	659,000
Live Weights	1370	1369	1388
Dressed Weights	830	830	845
Beef Production (millions of pounds)	535.1	544.1	555.3

[AMS 2825/NW LS410](#)

USDA BEEF CARCASS PRICE EQUIVALENT INDEX VALUE

	Choice <u>600-900#</u>	Select <u>600-900#</u>	Dressing percent:	
			<u>Steer</u>	<u>Heifer</u>
Change	\$222.48	\$201.46	63.21	63.18
	0.02	0.02		

[AMS 2455/LM XB405](#)

USDA NATIONAL CUTTER COW CARCASS CUTOUT

231.69 1.33 **90% lean:** 277.17

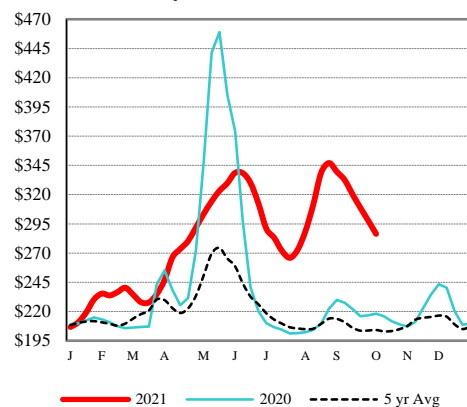
[CME LIVE CATTLE](#)

	High	Low	Change	Settle
OCT	126.00	125.38	0.23	125.98
DEC	131.08	129.98	0.68	130.98
FEB	135.55	134.35	0.70	135.35

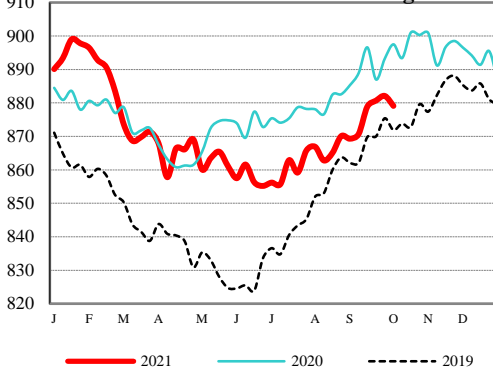
[CME FEEDER CATTLE](#)

	High	Low	Change	Settle
OCT	158.23	157.30	(0.85)	157.58
NOV	161.95	160.90	(0.73)	161.43
JAN	162.18	161.08	(0.83)	161.53

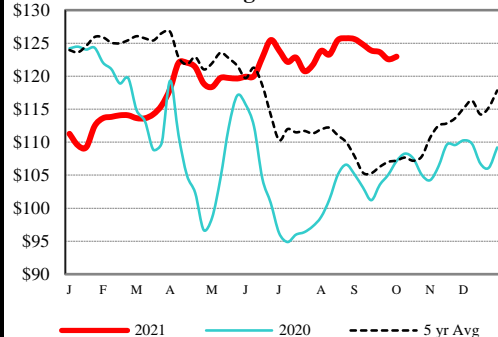
Weekly Choice Cutout



LMR Steer/Heifer Dressed Weights



5 Area Weekly Wtd Avg Steer Price



Weekly Ch/Se Spread

