

[AMS 2453/LM_XB403](#)

DAILY ESTIMATED CUTOUT VALUES

	Choice 600-900#	Select 600-900#	Choice/Select Spread
Current Cutout Values:	307.83	275.50	32.33
Change from prior day:	(-3.54)	(-2.51)	
Primal Rib	574.06	446.59	
Primal Chuck	252.08	232.94	
Primal Round	242.01	239.44	
Primal Loin	368.96	324.17	
Primal Brisket	276.93	239.30	
Primal Short Plate	228.89	228.89	
Primal Flank	158.30	153.48	

Fresh 50% Trimmings 3 Loads @ 138.91

[AMS 2829/NW_LS441](#)

USDA BY-PRODUCT DROP VALUE (STEER) - DAILY

15.41 Change: 0.14

[AMS 2466/LM_CT100](#)

5 AREA WEEKLY ACCUMULATED WEIGHTED AVG CATTLE PRICE

As of 10:00 am	Head Count	Avg Weight	Avg Price
Live Steer	3,291	1,429	123.85
Live Heifer	1,014	1,283	124.00
Dressed Steer	4,744	962	196.39
Dressed Heifer	40	834	198.00

[AMS 3208/SJ_LS710](#)

DAILY CATTLE SLAUGHTER

Today	122,000
Week Ago	121,000
Year Ago (act)	121,000
Week to Date	363,000
Same Period Last Week	355,000
Same Period Last Year	361,000
Previous Day	Steer and Heifer 95,000 Cow and Bull 27,000

[AMS 3209/SJ_LS712](#)

	9/18/2021 (Estimate)	Last Week (Estimate)	Last Year (Actual)
BEEF PRODUCTION			
Slaughter	660,000	577,000	581,000
Live Weights	1359	1357	1383
Dressed Weights	823	822	840
Beef Production (millions of pounds)	542.2	473.2	543.3

[AMS 2825/NW_LS410](#)

USDA BEEF CARCASS PRICE EQUIVALENT INDEX VALUE

	Choice 600-900#	Select 600-900#	Dressing percent:	
			Steer	Heifer
Change	\$237.78 (-1.96)	\$208.66 (-1.45)	63.40	63.31

[AMS 2455/LM_XB405](#)

USDA NATIONAL CUTTER COW CARCASS CUTOUT

233.41 (-1.13) 90% lean: 277.26

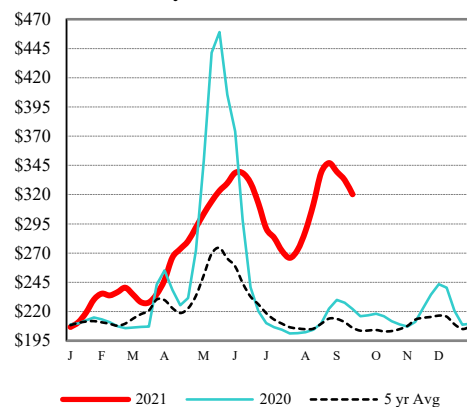
[CME LIVE CATTLE](#)

	High	Low	Change	Settle
OCT	123.45	122.70	0.83	123.28
DEC	128.70	127.95	0.75	128.55
FEB	132.78	131.60	1.13	132.60

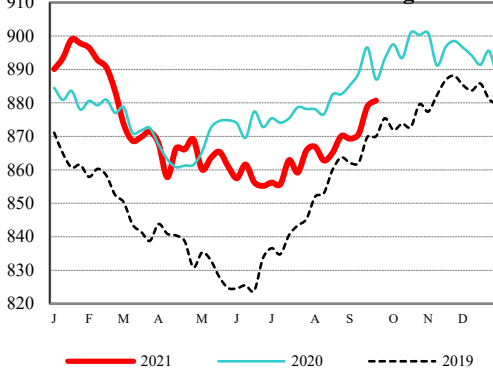
[CME FEEDER CATTLE](#)

	High	Low	Change	Settle
SEP	155.10	154.55	(0.05)	154.80
OCT	157.98	156.00	1.05	157.68
NOV	158.38	156.63	1.28	158.23

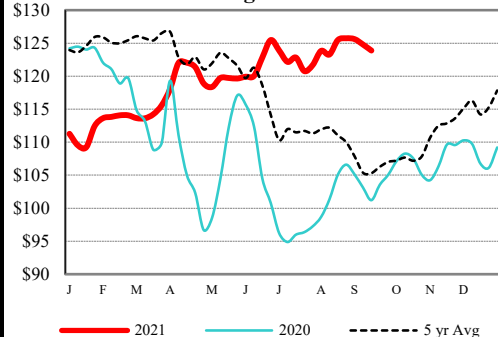
Weekly Choice Cutout



LMR Steer/Heifer Dressed Weights



5 Area Weekly Wtd Avg Steer Price



Weekly Ch/Se Spread

