

[AMS 2453/LM\\_XB403](#)

DAILY ESTIMATED CUTOUT VALUES

	Choice 600-900#	Select 600-900#	Choice/Select Spread
Current Cutout Values:	285.84	267.49	18.35
Change from prior day:	4.84	4.11	
Primal Rib	462.43	373.52	
Primal Chuck	239.69	236.10	
Primal Round	232.94	231.89	
Primal Loin	361.29	328.92	
Primal Brisket	236.58	235.74	
Primal Short Plate	237.94	237.94	
Primal Flank	140.90	141.05	

Load Count:	
Total	130
Choice	67
Select	24
Trimming	19
Grinds	20

Fresh 50% Trimmings 19 Loads @ 144.58

[AMS 2829/NW\\_LS441](#)

USDA BY-PRODUCT DROP VALUE (STEER) - DAILY

14.32 Change: unchanged

[AMS 2466/LM\\_CT100](#)

5 AREA WEEKLY ACCUMULATED WEIGHTED AVG CATTLE PRICE

As of 10:00 am	Head Count	Avg Weight	Avg Price
Live Steer	1,344	1,450	125.00
Live Heifer			
Dressed Steer	205	902	197.00
Dressed Heifer			

[AMS 3208/SJ\\_LS710](#)

DAILY CATTLE SLAUGHTER

Today	122,000
Week Ago	119,000
Year Ago (act)	116,000
Week to Date	238,000
Same Period Last Week	238,000
Same Period Last Year	228,000
Previous Day	Steer and Heifer 92,000 Cow and Bull 24,000

[AMS 3209/SJ\\_LS712](#)

BEEF PRODUCTION

	7/31/2021 (Estimate)	Last Week (Estimate)	Last Year (Actual)
Slaughter	649,000	652,000	636,000
Live Weights	1348	1348	1365
Dressed Weights	816	815	835
Beef Production (millions of pounds)	528.3	530.4	530.0

[AMS 2825/NW\\_LS410](#)

USDA BEEF CARCASS PRICE EQUIVALENT INDEX VALUE

	Choice 600-900#	Select 600-900#	Dressing percent:	
			Steer	Heifer
Change	2.47	2.10	63.64	63.59

[AMS 2455/LM\\_XB405](#)

USDA NATIONAL CUTTER COW CARCASS CUTOUT

228.39 (-0.38) 90% lean: 275.50

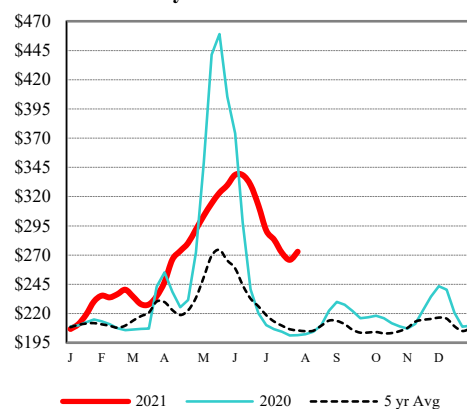
[CME LIVE CATTLE](#)

	High	Low	Change	Settle
AUG	123.50	122.15	1.13	123.25
OCT	128.73	127.18	0.88	128.15
DEC	133.73	132.63	0.45	133.20

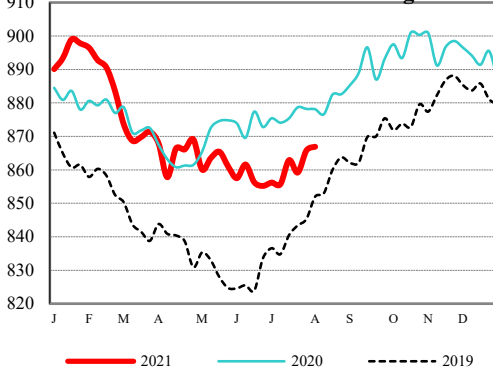
[CME FEEDER CATTLE](#)

	High	Low	Change	Settle
AUG	160.00	158.13	0.65	158.90
SEP	163.83	161.55	0.55	162.53
OCT	166.20	163.98	0.58	165.05

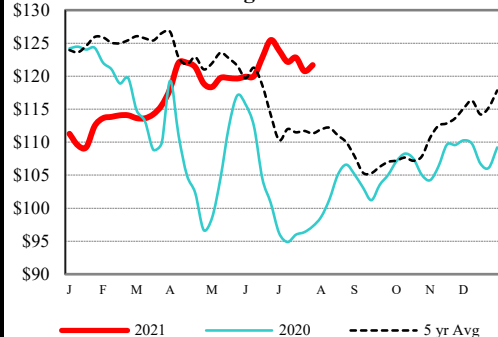
Weekly Choice Cutout



LMR Steer/Heifer Dressed Weights



5 Area Weekly Wtd Avg Steer Price



Weekly Ch/Se Spread

