

[AMS 2453/LM\\_XB403](#)

DAILY ESTIMATED CUTOUT VALUES

	Choice 600-900#	Select 600-900#	Choice/Select Spread
Current Cutout Values:	275.22	256.82	18.40
Change from prior day:	2.06	0.70	
Primal Rib	435.01	365.98	
Primal Chuck	227.11	223.07	
Primal Round	226.94	224.99	
Primal Loin	350.89	315.92	
Primal Brisket	226.53	197.51	
Primal Short Plate	243.72	243.72	
Primal Flank	136.88	136.15	

Fresh 50% Trimmings 19 Loads @ 140.06

[AMS 2829/NW\\_LS441](#)

USDA BY-PRODUCT DROP VALUE (STEER) - DAILY

14.15 Change: unchanged

[AMS 2466/LM\\_CT100](#)

5 AREA WEEKLY ACCUMULATED WEIGHTED AVG CATTLE PRICE

As of 10:00 am	Head Count	Avg Weight	Avg Price
Live Steer	6,787	1,437	121.44
Live Heifer	3,125	1,304	121.30
Dressed Steer	4,152	940	199.60
Dressed Heifer	642	840	198.82

[AMS 3208/SJ\\_LS710](#)

DAILY CATTLE SLAUGHTER

Today	119,000
Week Ago	118,000
Year Ago (act)	119,000
Week to Date	477,000
Same Period Last Week	467,000
Same Period Last Year	474,000
Previous Day	Steer and Heifer 94,000 Cow and Bull 26,000

[AMS 3209/SJ\\_LS712](#)

BEEF PRODUCTION

	7/24/2021 (Estimate)	Last Week (Estimate)	Last Year (Actual)
Slaughter	652,000	653,000	640,000
Live Weights	1348	1346	1368
Dressed Weights	815	815	836
Beef Production (millions of pounds)	530.4	531.2	533.7

[AMS 2825/NW\\_LS410](#)

USDA BEEF CARCASS PRICE EQUIVALENT INDEX VALUE

	Choice 600-900#	Select 600-900#	Dressing percent:	
			Steer	Heifer
Change	1.60	0.93	63.70	63.73

[AMS 2455/LM\\_XB405](#)

USDA NATIONAL CUTTER COW CARCASS CUTOUT

228.07 (-0.94) 90% lean: 274.03

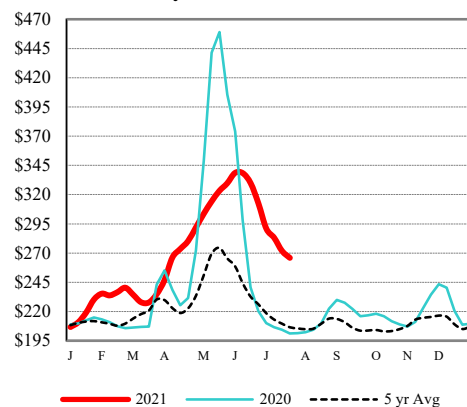
[CME LIVE CATTLE](#)

	High	Low	Change	Settle
AUG	123.53	122.43	(0.58)	122.50
OCT	128.90	127.75	(0.38)	128.15
DEC	133.78	132.83	(0.23)	133.28

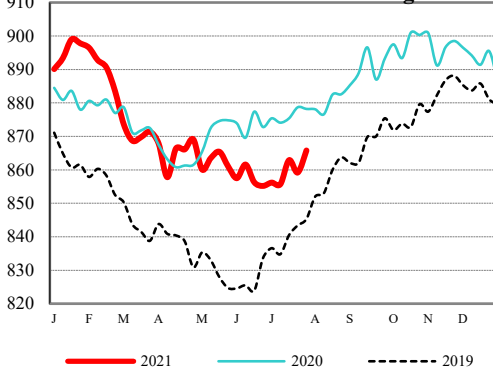
[CME FEEDER CATTLE](#)

	High	Low	Change	Settle
AUG	160.28	158.30	(1.68)	158.50
SEP	163.55	161.58	(1.50)	161.95
OCT	165.50	163.68	(1.38)	164.20

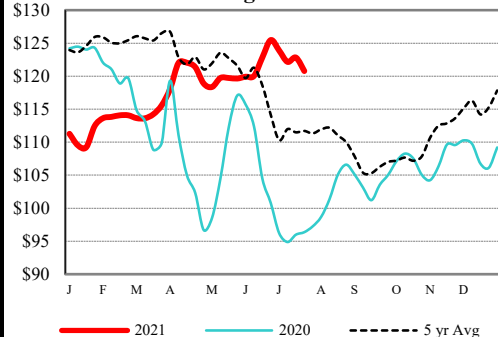
Weekly Choice Cutout



LMR Steer/Heifer Dressed Weights



5 Area Weekly Wtd Avg Steer Price



Weekly Ch/Se Spread

