

[AMS 2453/LM_XB403](#)

DAILY ESTIMATED CUTOUT VALUES

	Choice 600-900#	Select 600-900#	Choice/Select Spread
Current Cutout Values:	276.05	269.10	6.95
Change from prior day:	(-0.57)	0.67	
Primal Rib	479.65	426.99	
Primal Chuck	204.59	206.93	
Primal Round	197.48	194.38	
Primal Loin	403.94	400.39	
Primal Brisket	250.71	245.84	
Primal Short Plate	193.00	193.00	
Primal Flank	140.37	141.75	
			Load Count:
			Total 88
			Choice 55
			Select 10
			Trimming 11
			Grinds 13

Fresh 50% Trimmings 11 Loads @ 100.19

[AMS 2829/NW_LS441](#)

USDA BY-PRODUCT DROP VALUE (STEER) - DAILY

10.92 Change: unchanged

[AMS 2466/LM_CT100](#)

5 AREA WEEKLY ACCUMULATED WEIGHTED AVG CATTLE PRICE

As of 10:00 am	Head Count	Avg Weight	Avg Price
Live Steer	23,153	1,433	121.93
Live Heifer	8,357	1,295	121.11
Dressed Steer	15,161	940	195.63
Dressed Heifer	7,688	851	195.85

[AMS 3208/SJ_LS710](#)

DAILY CATTLE SLAUGHTER

		Saturday
Today	113,000	70,000
Week Ago	111,000	66,000
Year Ago (act)	86,000	38,000
Week to Date	570,000	640,000
Same Period Last Week	575,000	641,000
Same Period Last Year	449,000	486,000
Previous Day	Steer and Heifer 86,000 Cow and Bull 28,000	

[AMS 3209/SJ_LS712](#)

BEEF PRODUCTION

	4/17/2021 (Estimate)	Last Week (Estimate)	Last Year (Actual)
Slaughter	640,000	641,000	486,000
Live Weights	1375	1375	1358
Dressed Weights	830	830	816
Beef Production (millions of pounds)	530.2	530.9	395.6

[AMS 2825/NW_LS410](#)

USDA BEEF CARCASS PRICE EQUIVALENT INDEX VALUE

	Choice 600-900#	Select 600-900#	Dressing percent:	
			Steer	Heifer
Change	\$222.49 (-0.61)	\$213.10 0.01	63.76	63.77

[AMS 2455/LM_XB405](#)

USDA NATIONAL CUTTER COW CARCASS CUTOUT

191.50 (-1.67) 90% lean: 234.45

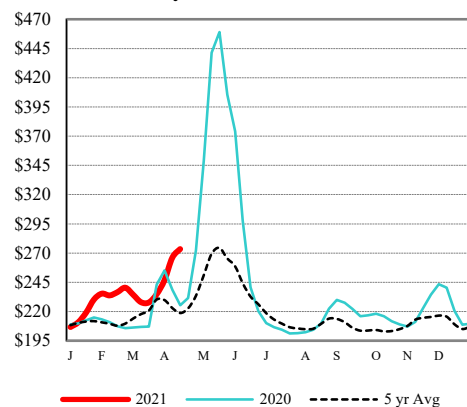
[CME LIVE CATTLE](#)

	High	Low	Change	Settle
APR	122.00	120.70	(0.75)	120.85
JUN	120.15	119.00	(0.48)	119.18
AUG	120.08	118.98	(0.55)	119.15

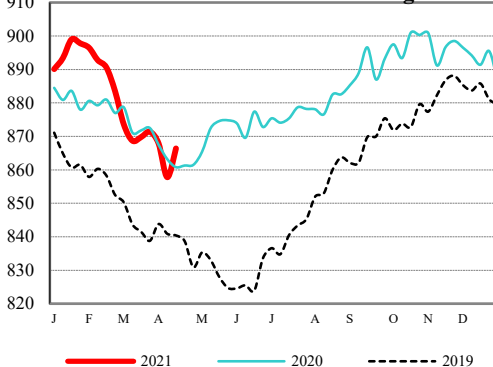
[CME FEEDER CATTLE](#)

	High	Low	Change	Settle
APR	140.33	139.38	(0.43)	139.63
MAY	144.68	143.03	(0.70)	143.73
AUG	156.20	153.88	(1.05)	154.55

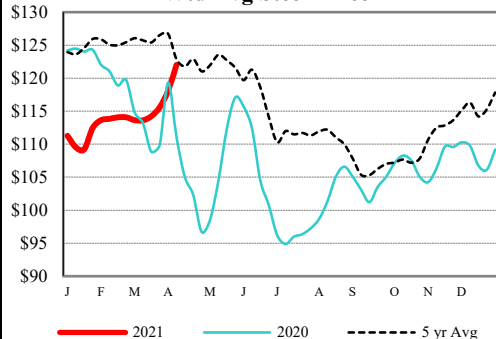
Weekly Choice Cutout



LMR Steer/Heifer Dressed Weights



5 Area Weekly Wtd Avg Steer Price



Weekly Ch/Se Spread

