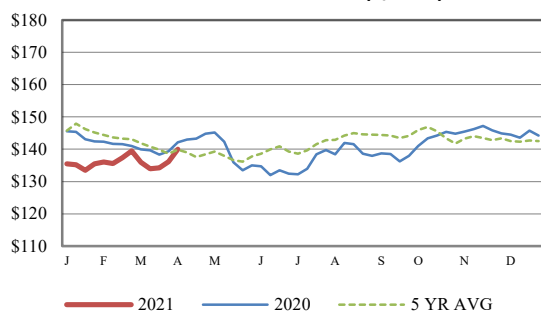


Receipts:	This Week	Last Week	Year Ago
SJ LS850	257,000	276,500	201,100

Compared to last week, steers and heifers sold 1.00 to 4.00 higher. Demand was good to very good again this week especially early week sales that did not get to take full advantage of the price increases the previous week. Cost of gains in the feedyard took front and center this week when the WASDE report was released on Wednesday mid-day. Corn and soybean futures immediately locked limit up and closed there. Planting intentions were released with 91.144 million acres of corn projected to be planted, while soybeans were estimated at 87.600 million acres and both less than industry guesses. As the major feedstocks for cattle were sharply higher, buyers wanted to procure more thinner fleshed cattle that will have compensatory gain instead of a fleshier one that will not feed very efficiently. On Wednesday, the CME Feeder Cattle contracts were rocked by the higher grain prices and closed from 2.100 to 3.025 lower on all CY 2021 contracts. Negotiated live cash cattle in the Southern Plains sold at 117.00 this week, 2.00 higher than the previous week and Nebraska dressed sales were quoted at 188.00 to 190.00, 3.00 to 5.00 higher. Wholesale beef demand by retailers and food service is sending wholesale prices soaring for this time of year. Grilling season is right around the corner and grocery stores are gearing up as warmer April and May weather will bring out the grills that have been under a tarp for the winter. Choice boxed beef values closed the week 15.19 higher at 252.85, while Select was 19.20 higher at 246.97. The Choice - Select spread was nearly half of last week and was published at 5.88. Cattle Slaughter under federal inspection estimated at 609K for the week, 40K less than last week, and 22K less than a year ago. Around Easter every year, beef and hog slaughter facilities take some time to give the workers an extra day on either side of the holiday. Auction volume this week included 54 percent weighing over 600 lbs and 46 percent heifers.

[More.....](#)

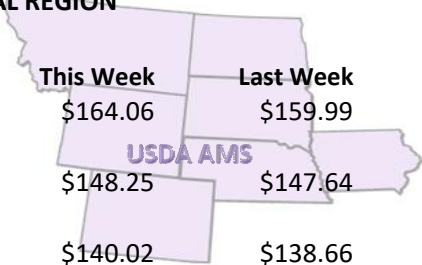
CME FEEDER CATTLE INDEX (\$/CWT)



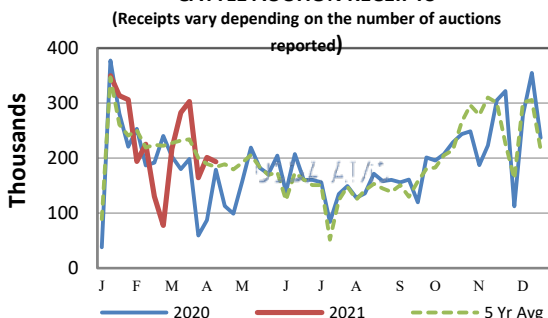
REGIONAL WEIGHTED AVERAGE FEEDER STEER PRICES

NORTH CENTRAL REGION

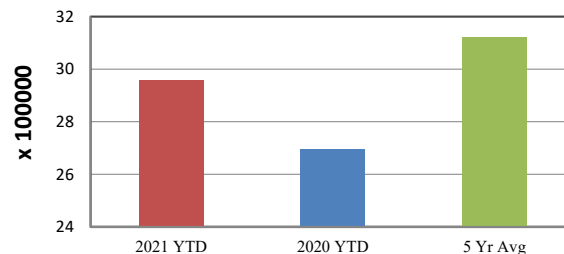
Steers:	This Week	Last Week	Last Year
600-700 lbs	\$164.06	\$159.99	\$148.60
700-800 lbs	\$148.25	\$147.64	\$132.56
800-900 lbs	\$140.02	\$138.66	\$120.70



NATIONWIDE REPORTED WEEKLY FEEDER CATTLE AUCTION RECEIPTS




YEAR TO DATE

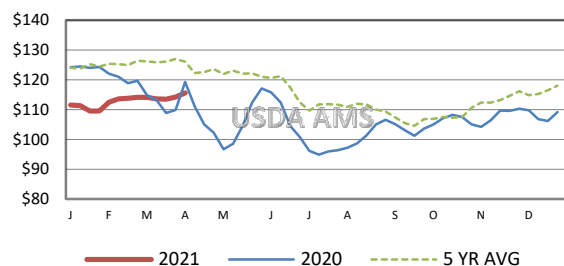


SOUTH CENTRAL REGION

Steers:	This Week	Last Week	Last Year
500-600 lbs	\$168.69	\$165.33	\$156.29
600-700 lbs	\$155.00	\$151.52	\$142.17
700-800 lbs	\$142.00	\$139.62	\$122.73




5 AREA WEEKLY WEIGHTED AVERAGE SLTR STEER PRICE (\$/CWT)



SOUTHEAST REGION

Steers:	This Week	Last Week	Last Year
400-500 lbs	\$165.92	\$162.97	\$156.01
500-600 lbs	\$153.19	\$151.64	\$144.64
600-700 lbs	\$142.27	\$139.04	\$131.40



USDA Livestock, Poultry, & Grain Market News

St. Joseph, Missouri
Phone: 816-676-7000



For detailed state-by-state feeder cattle quotes:

[National Feeder & Stocker Cattle Summary](#)

<http://www.ams.usda.gov/LSMarketNews>