

DAILY DIRECT HOGS PLANT DELIVERED as of 1:30 PM

Negotiated Barrow and Gilt:	Carcass Base Price	Live Price
<u>NATIONAL - AMS 2675/LM HG203:</u>		
Range:	\$74.00 - \$90.00	-
Weighted Average:	\$81.04	*Price not reported due to confidentiality*
Change from Prior Day:	3.64 lower	
Head Count:	5,189	786

<u>IOWA/MINNESOTA - AMS 2675/LM HG206:</u>		
Weighted Average:	\$84.27	*Price not reported due to confidentiality*

<u>WESTERN CORNBELT - AMS 2675/LM HG212:</u>		
Weighted Average:	\$83.79	*Price not reported due to confidentiality*

<u>EASTERN CORNBELT - AMS 2675/LM HG210:</u>		
Weighted Average:	*Price not reported due to confidentiality*	*Price not reported due to confidentiality*

NATIONAL DAILY PORK REPORT FOB PLANT- AMS 2498/LM PK602:

Carcass Cutout Values		Change:	
Primal Loin	95.14		1.62
Primal Butt	83.14		0.48
Primal Picnic	89.65		1.22
Primal Rib	62.32		(-3.14)
Primal Ham	150.97		2.09
Primal Belly	79.56		(-1.62)
Total Loads	168.24		11.21
Pork Cuts	290.80		
Trim/Process Pork	246.64	lds.	
	44.15	lds.	

Weekly USDA By-Product Drop Value (Hog): 4.60 0.03

DAILY HOG SLAUGHTER UNDER FIS - AMS 3208/SJ LS710

Today (est)	483,000	Saturday:	98,000
Week Ago (est)	488,000		174,000
Year Ago (act)	494,000		205,000
Week to Date (est)	2,465,000		2,563,000
Same Period Last Week (est)	2,468,000		2,642,000
Same Period Last Year (act)	2,475,000		2,680,000

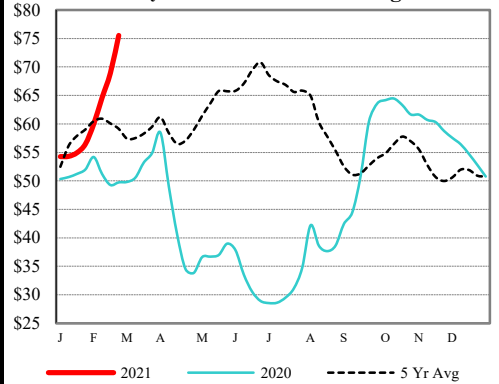
CME Lean Hog Close	High	Low	Change	Settle
APR	87.80	86.70	(0.13)	87.18
MAY	90.20	88.88	0.08	89.48
JUN	95.65	94.65	0.70	95.43
JLY	96.20	95.10	0.63	95.93

CME Lean Hog Delayed Futures

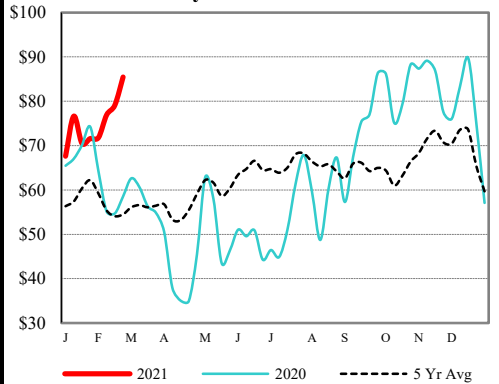
US Direct Delivered Feeder Pig Summary for Weekending 5-Mar-21

Formula, Cash, & Composite Wtd Avg Prices				
		Formula	Cash	Composite
SEW	10-12 lb Basis	54.25	55.14	54.66
Feeder Pigs	40 lb Basis		90.21	90.21

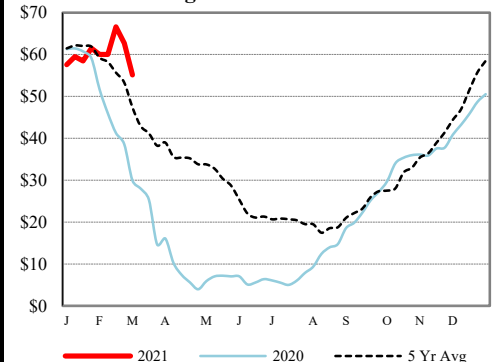
Weekly National P.M. Wtd Avg



Weekly Ham Primal Value



SEW Pigs - 10# Basis - Delivered



Pork Production

