

[AMS 2453/LM_XB403](#)

DAILY ESTIMATED CUTOUT VALUES

| | Choice 600-900# | Select 600-900# | Choice/Select Spread |
|------------------------|--------------------|--------------------|----------------------|
| Current Cutout Values: | 222.82 | 213.34 | 9.48 |
| Change from prior day: | 1.62 | 3.06 | |
| Primal Rib | 352.83 | 325.77 | |
| Primal Chuck | 196.67 | 199.34 | |
| Primal Round | 188.71 | 189.89 | |
| Primal Loin | 288.60 | 254.59 | |
| Primal Brisket | 167.70 | 165.34 | |
| Primal Short Plate | 127.86 | 127.86 | |
| Primal Flank | 104.08 | 101.05 | |

| Load Count: | |
|-------------|-----|
| Total | 143 |
| Choice | 82 |
| Select | 22 |
| Trimming | 22 |
| Grinds | 17 |

Fresh 50% Trimmings 22 Loads @ 49.91

[AMS 2829/NW_LS441](#)

USDA BY-PRODUCT DROP VALUE (STEER) - DAILY

9.35 Change: unchanged

[AMS 2466/LM_CT100](#)

5 AREA WEEKLY ACCUMULATED WEIGHTED AVG CATTLE PRICE

| As of 10:00 am | Head Count | Avg Weight | Avg Price |
|----------------|------------|------------|-----------|
| Live Steer | 26,104 | 1,483 | 109.23 |
| Live Heifer | 16,483 | 1,319 | 109.83 |
| Dressed Steer | 14,237 | 971 | 172.59 |
| Dressed Heifer | 3,745 | 878 | 172.51 |

[AMS 3208/SJ_LS710](#)

DAILY CATTLE SLAUGHTER

| | | Saturday |
|-----------------------|----------------------------------|------------------|
| Today | 119,000 | 69,000 |
| Week Ago | 115,000 | 67,000 |
| Year Ago (act) | 121,000 | 33,000 |
| Week to Date | 588,000 | 657,000 |
| Same Period Last Week | 584,000 | 651,000 |
| Same Period Last Year | 610,000 | 644,000 |
| Previous Day | Steer and Heifer Cow and Bull | 93,000 27,000 |

[AMS 3209/SJ_LS712](#)

BEEF PRODUCTION

| | 1/23/2021 (Estimate) | Last Week (Estimate) | Last Year (Actual) |
|--------------------------------------|-------------------------|-------------------------|-----------------------|
| Slaughter | 657,000 | 651,000 | 644,000 |
| Live Weights | 1393 | 1391 | 1376 |
| Dressed Weights | 839 | 839 | 827 |
| Beef Production (millions of pounds) | 550.2 | 544.8 | 530.9 |

[AMS 2825/NW_LS410](#)

USDA BEEF CARCASS PRICE EQUIVALENT INDEX VALUE

| | Choice 600-900# | Select 600-900# | Dressing percent: | |
|--------|--------------------|--------------------|-------------------|--------|
| | | | Steer | Heifer |
| Change | \$186.62 | \$175.85 | 63.81 | 63.84 |
| | 0.79 | 1.51 | | |

[AMS 2455/LM_XB405](#)

USDA NATIONAL CUTTER COW CARCASS CUTOUT

180.32 2.37 90% lean: 222.28

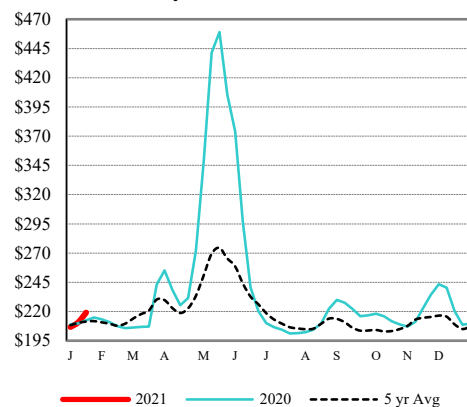
[CME LIVE CATTLE](#)

| | High | Low | Change | Settle |
|-----|--------|--------|--------|--------|
| FEB | 116.78 | 114.18 | 2.63 | 116.73 |
| APR | 122.60 | 119.83 | 2.58 | 122.53 |
| JUN | 118.95 | 116.95 | 1.68 | 118.80 |

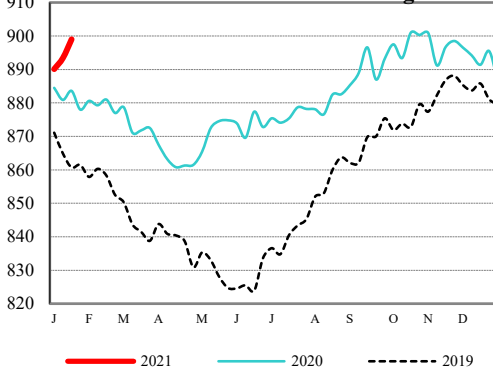
[CME FEEDER CATTLE](#)

| | High | Low | Change | Settle |
|-----|--------|--------|--------|--------|
| JAN | 138.80 | 135.88 | 1.38 | 137.25 |
| MAR | 144.15 | 139.30 | 5.00 | 144.15 |
| APR | 146.33 | 142.08 | 4.25 | 146.13 |

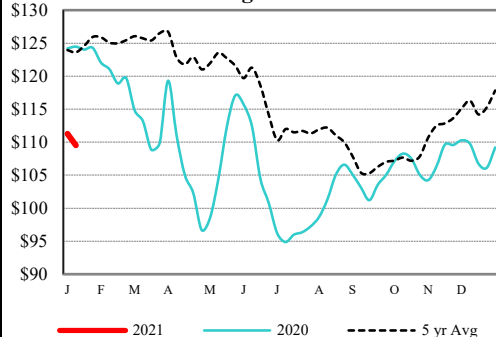
Weekly Choice Cutout



LMR Steer/Heifer Dressed Weights



5 Area Weekly Wtd Avg Steer Price



Weekly Ch/Se Spread

