

[AMS 2453/LM_XB403](#)

DAILY ESTIMATED CUTOUT VALUES

| | Choice 600-900# | Select 600-900# | Choice/Select Spread |
|------------------------|--------------------|--------------------|----------------------|
| Current Cutout Values: | 238.35 | 214.98 | 23.37 |
| Change from prior day: | 0.65 | 1.09 | |
| Primal Rib | 477.30 | 360.72 | |
| Primal Chuck | 197.65 | 186.79 | |
| Primal Round | 194.30 | 192.23 | |
| Primal Loin | 291.71 | 262.41 | |
| Primal Brisket | 153.50 | 151.27 | |
| Primal Short Plate | 124.19 | 124.19 | |
| Primal Flank | 107.15 | 105.41 | |

| Load Count: | |
|-------------|-----|
| Total | 105 |
| Choice | 50 |
| Select | 18 |
| Trimming | 12 |
| Grinds | 25 |

Fresh 50% Trimmings 17 Loads @ 41.16

[AMS 2829/NW_LS441](#)

USDA BY-PRODUCT DROP VALUE (STEER) - DAILY

8.43 Change: (-0.21)

[AMS 2466/LM_CT100](#)

5 AREA WEEKLY ACCUMULATED WEIGHTED AVG CATTLE PRICE

| As of 10:00 am | Head Count | Avg Weight | Avg Price |
|----------------|------------|------------|-----------|
| Live Steer | 39,680 | 1,482 | 109.59 |
| Live Heifer | 15,761 | 1,316 | 109.85 |
| Dressed Steer | 11,267 | 981 | 171.73 |
| Dressed Heifer | 3,817 | 881 | 171.93 |

[AMS 3208/SJ_LS710](#)

DAILY CATTLE SLAUGHTER

| | | Saturday |
|-----------------------|----------------------------------|------------------|
| Today | 115,000 | 72,000 |
| Week Ago | 118,000 | 63,000 |
| Year Ago (act) | 116,000 | 79,000 |
| Week to Date | 593,000 | 665,000 |
| Same Period Last Week | 590,000 | 653,000 |
| Same Period Last Year | 589,000 | 668,000 |
| Previous Day | Steer and Heifer Cow and Bull | 94,000 25,000 |

[AMS 3209/SJ_LS712](#)

BEEF PRODUCTION

| | 11/21/2020 (Estimate) | Last Week (Estimate) | Last Year (Actual) |
|--------------------------------------|--------------------------|-------------------------|-----------------------|
| Slaughter | 665,000 | 653,000 | 668,000 |
| Live Weights | 1391 | 1389 | 1378 |
| Dressed Weights | 842 | 844 | 831 |
| Beef Production (millions of pounds) | 559.1 | 549.8 | 553.7 |

[AMS 2825/NW_LS410](#)

USDA BEEF CARCASS PRICE EQUIVALENT INDEX VALUE

| | Choice 600-900# | Select 600-900# | Dressing percent: | |
|--------|--------------------|--------------------|-------------------|--------|
| | | | Steer | Heifer |
| Change | 0.61 | 0.84 | 63.88 | 63.86 |

[AMS 2455/LM_XB405](#)

USDA NATIONAL CUTTER COW CARCASS CUTOUT

167.27 (-0.87) 90% lean: 200.41

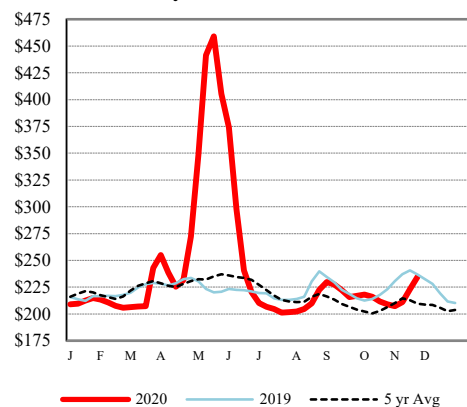
[CME LIVE CATTLE](#)

| | High | Low | Change | Settle |
|-----|--------|--------|---------|--------|
| DEC | 108.65 | 106.60 | (-0.15) | 108.10 |
| FEB | 111.00 | 109.00 | 0.13 | 110.65 |
| APR | 114.73 | 113.05 | 0.25 | 114.45 |

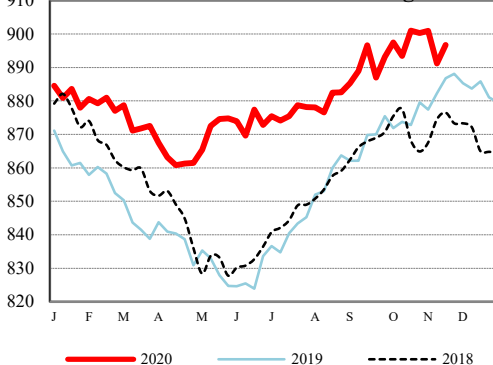
[CME FEEDER CATTLE](#)

| | High | Low | Change | Settle |
|-----|--------|--------|---------|--------|
| JAN | 135.60 | 133.00 | (-0.95) | 134.60 |
| MAR | 135.03 | 132.45 | (-0.58) | 134.38 |
| APR | 136.60 | 134.18 | (-0.40) | 136.18 |

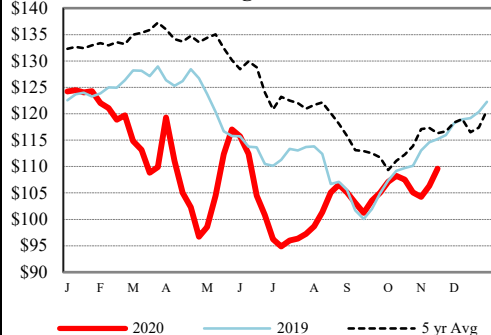
Weekly Choice Cutout



LMR Steer/Heifer Dressed Weights



5 Area Weekly Wtd Avg Steer Price



Weekly Ch/Se Spread

