

[AMS 2453/LM XB403](#)

**DAILY ESTIMATED CUTOUT VALUES**

	<b>Choice</b> <u>600-900#</u>	<b>Select</b> <u>600-900#</u>	<b>Choice/Select Spread</b>
Current Cutout Values:	210.95	197.41	13.54
Change from prior day:	1.86	1.42	
			<b>Load Count:</b>
Primal Rib	351.62	307.85	Total 139
Primal Chuck	164.98	161.26	Choice 73
Primal Round	171.07	171.21	Select 27
Primal Loin	293.67	261.13	Trimming 15
Primal Brisket	151.81	141.52	Grinds 25
Primal Short Plate	139.45	139.45	
Primal Flank	118.34	116.72	

Fresh 50% Trimmings 18 Loads @ 55.13

[AMS 2829/NW LS441](#)

**USDA BY-PRODUCT DROP VALUE (STEER) - DAILY**

7.63 Change: unchanged

[AMS 2466/LM CT100](#)

**5 AREA WEEKLY ACCUMULATED WEIGHTED AVG CATTLE PRICE**

<i>As of 10:00 am</i>	<b>Head Count</b>	<b>Avg Weight</b>	<b>Avg Price</b>
Live Steer	22,420	1,430	104.51
Live Heifer	14,582	1,285	104.01
Dressed Steer	8,423	946	168.21
Dressed Heifer	3,288	850	168.82

[AMS 3208/SJ LS710](#)

**ESTIMATED DAILY CATTLE SLAUGHTER**

Today (est)	118,000	
Week Ago (est)	118,000	
Year Ago (act)	117,000	
Week to Date	465,000	
Same Period Last Week	464,000	
Same Period Last Year	464,000	<b>Wednesday</b>
<b>Previous Day Estimated</b>	<b>Steer and Heifer</b>	92,000
	<b>Cow and Bull</b>	25,000

[AMS 3209/SJ LS712](#)

<b>BEEF PRODUCTION</b>	<b>8/8/2020</b> (Estimate)	<b>Last Week</b> (Estimate)	<b>Last Year</b> (Actual)
Slaughter	633,000	638,000	647,000
Live Weights	1366	1365	1336
Dressed Weights	835	833	813
Beef Production (millions of pounds)	527.2	530.3	524.7

[AMS 2825/NW LS410](#)

**USDA BEEF CARCASS PRICE EQUIVALENT INDEX VALUE**

	<b>Choice</b> <u>600-900#</u>	<b>Select</b> <u>600-900#</u>	<b>Dressing percent:</b>	
			<u>Steer</u>	<u>Heifer</u>
Change	\$178.33	\$164.89	63.76	63.65
	1.70	1.49		

[AMS 2455/LM XB405](#)

**USDA NATIONAL CUTTER COW CARCASS CUTOUT**

181.05 (-2.81) 90% lean: 224.00

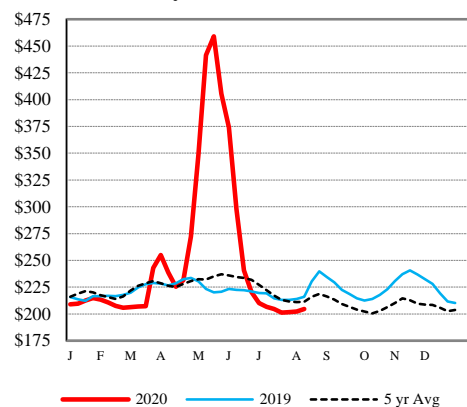
[CME LIVE CATTLE](#)

	<b>High</b>	<b>Low</b>	<b>Change</b>	<b>Settle</b>
AUG	107.35	106.30	0.70	107.05
OCT	110.50	109.50	0.58	110.15
DEC	113.23	112.40	0.28	112.83

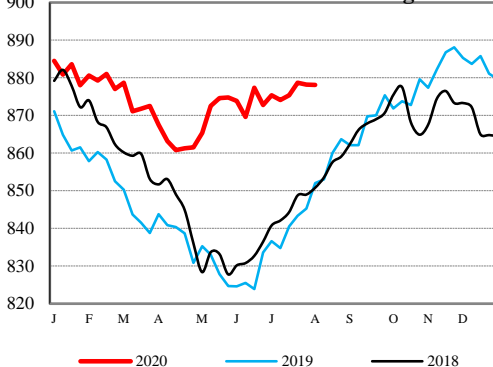
[CME FEEDER CATTLE](#)

	<b>High</b>	<b>Low</b>	<b>Change</b>	<b>Settle</b>
AUG	145.85	144.60	(-0.30)	144.95
SEP	148.40	147.15	(-0.58)	147.38
OCT	149.48	148.20	(-0.63)	148.48

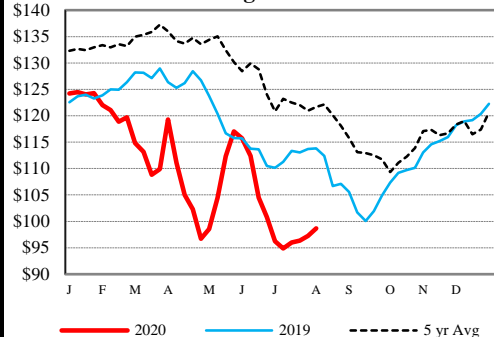
**Weekly Choice Cutout**



**LMR Steer/Heifer Dressed Weights**



**5 Area Weekly Wtd Avg Steer Price**



**Weekly Ch/Se Spread**

