# Electrical Fire Safety



**Follow these electrical safety tips to help keep your home fire safe.**

## Outlet safety

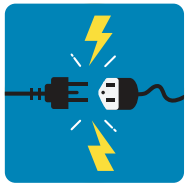

- Do not overload outlets.
- Insert plugs fully into sockets.
- Never force a three-prong cord into a two-slot outlet.
- Install tamper-resistant electrical outlets if you have young children.
- Replace wall outlets if plugs do not fit snugly.

## Extension cords, power strips and surge protector safety

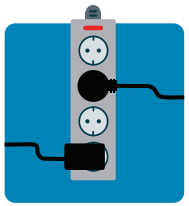

- Do not overload power strips.
- Use power strips that have internal overload protection.
- Replace worn, old or damaged extension cords right away.
- Avoid putting cords where they can be damaged or pinched, like under a carpet or rug.

FEMA | U.S. Fire Administration | Fire is Everyone's Fight®


# Electrical Fire Safety



**Follow these electrical safety tips to help keep your home fire safe.**

## Outlet safety

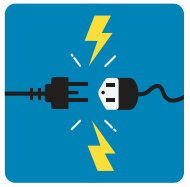

- Do not overload outlets.
- Insert plugs fully into sockets.
- Never force a three-prong cord into a two-slot outlet.
- Install tamper-resistant electrical outlets if you have young children.
- Replace wall outlets if plugs do not fit snugly.

## Extension cords, power strips and surge protector safety

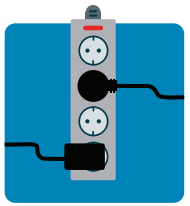

- Do not overload power strips.
- Use power strips that have internal overload protection.
- Replace worn, old or damaged extension cords right away.
- Avoid putting cords where they can be damaged or pinched, like under a carpet or rug.

FEMA | U.S. Fire Administration | Fire is Everyone's Fight®



# Electrical Fire Safety



**Follow these electrical safety tips to help keep your home fire safe.**

## Outlet safety

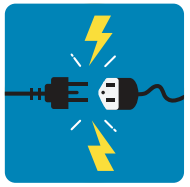

- Do not overload outlets.
- Insert plugs fully into sockets.
- Never force a three-prong cord into a two-slot outlet.
- Install tamper-resistant electrical outlets if you have young children.
- Replace wall outlets if plugs do not fit snugly.

## Extension cords, power strips and surge protector safety

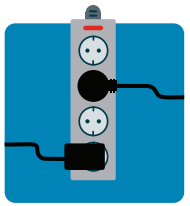

- Do not overload power strips.
- Use power strips that have internal overload protection.
- Replace worn, old or damaged extension cords right away.
- Avoid putting cords where they can be damaged or pinched, like under a carpet or rug.

FEMA | U.S. Fire Administration | Fire is Everyone's Fight®




**Follow these appliance safety tips to help keep your home fire safe.**

- Always plug major appliances — refrigerators, stoves, washers and dryers — directly into a wall outlet.
- Never use an extension cord with a major appliance. The extension cord can overheat and start a fire.

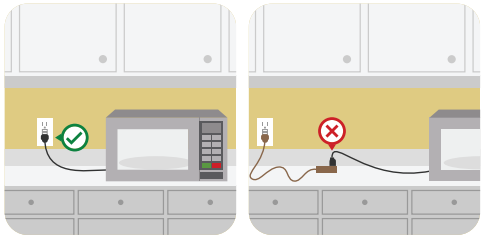

- Unplug small appliances when you are not using them.
- Keep anything that can burn away from lamps, light fixtures and light bulbs.
- Use light bulbs that match the recommended wattage on the lamp or fixture.
- If the appliance has a cracked, damaged or loose cord, replace the appliance.

U.S. Fire Administration

For more information, visit
**www.usfa.fema.gov.**

usfire




**Follow these appliance safety tips to help keep your home fire safe.**

- Always plug major appliances — refrigerators, stoves, washers and dryers — directly into a wall outlet.
- Never use an extension cord with a major appliance. The extension cord can overheat and start a fire.

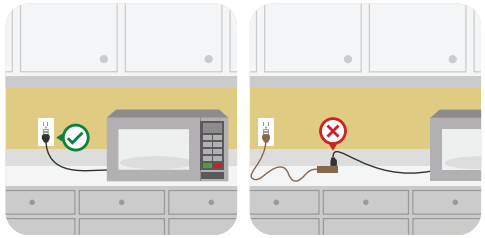

- Unplug small appliances when you are not using them.
- Keep anything that can burn away from lamps, light fixtures and light bulbs.
- Use light bulbs that match the recommended wattage on the lamp or fixture.
- If the appliance has a cracked, damaged or loose cord, replace the appliance.

U.S. Fire Administration

For more information, visit
**www.usfa.fema.gov.**

usfire




**Follow these appliance safety tips to help keep your home fire safe.**

- Always plug major appliances — refrigerators, stoves, washers and dryers — directly into a wall outlet.
- Never use an extension cord with a major appliance. The extension cord can overheat and start a fire.

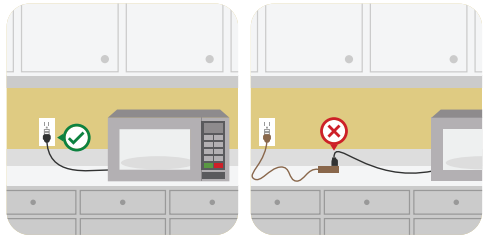

- Unplug small appliances when you are not using them.
- Keep anything that can burn away from lamps, light fixtures and light bulbs.
- Use light bulbs that match the recommended wattage on the lamp or fixture.
- If the appliance has a cracked, damaged or loose cord, replace the appliance.

U.S. Fire Administration

For more information, visit
**www.usfa.fema.gov.**

usfire