

FY26-31 CAPITAL IMPROVEMENT PROGRAM REPORT

ORDINANCE OF ESTIMATES

Baltimore City Department of Planning

Published May 07, 2025.

Last updated May 27, 2025.



Table of contents

Introduction	4
About the Capital Improvement Program	4
Capital budget	4
Review and adoption timeline	4
Participating agencies	6
Capital funding sources	6
Evaluation criteria	8
About the Capital Improvement Program report	9
Required information	9
Report organization	9
Projects by Agency	12
Baltimore City Information Technology	13
Agency overview	13
Project details	14
Baltimore City Mayor's Office	29
Agency overview	29
Project details	30
Baltimore City Public Schools	43
Agency overview	43
Project details	44
Baltimore Development Corporation	56
Agency overview	56
Project details	57
Department of General Services	66
Agency overview	66
Project details	67
Department of Housing and Community Development	149
Agency overview	149
Project details	150
Department of Planning	181
Agency overview	181
Project details	182
Department of Public Works	187
Agency overview	187
Project details	188
Department of Recreation and Parks	341

Agency overview	341
Project details	342
Department of Transportation	400
Agency overview	400
Project details	401

Introduction

About the Capital Improvement Program

Capital budget

The City Charter requires that the Baltimore City Planning Commission recommend a six-year [Capital Improvement Program \(CIP\)](#) to the [Board of Estimates](#) each year. The first year of the six-year program is included as the capital portion of the Baltimore City budget, adopted by the Baltimore City Council in June of each year in a bill known as the [Ordinance of Estimates](#).

The Ordinance of Estimates includes both the Operating Budget and the Capital Budget. The operating budget funds the daily business of the City, specifically covering programs, services, staff, and supplies. The capital budget funds major renovations, upgrades, or replacements of physical infrastructure and assets. Annual budget publications are available through [the Bureau of the Budget and Management Research website](#).

The process of preparing the capital budget begins each fall when participating City agencies submit capital requests for inclusion in the six-year capital program. In January, each agency presents their proposed capital projects and programs to the Planning Commission. The Planning Commission reviews the proposals and makes a recommendation to the Board of Estimates on which projects and programs to include in six-year CIP. The recommended program must fit within the funding levels set forth by the Department of Finance.

Review and adoption timeline

The Planning Commission recommends a new six-year CIP each year.

- Starting in late September, the Department of Planning works with participating City agencies to solicit project requests.
- Between December and February, Department staff prioritize projects for funding, and prepare the six-year plan.
- In January, City agencies present CIP priorities to the Planning Commission followed by the Planning Commission review and approval of the CIP in February and March.
- Between March and June, following Planning Commission approval, the six year CIP is reviewed and approved by the Board of Finance and the Board of Estimates,

and the first year is reviewed and approved by the City Council as part of the Ordinance of Estimates.

Participating agencies

The following City agencies participate in the annual capital budget process:

- Baltimore City Information Technology
- Baltimore City Mayor's Office
- Baltimore City Public School System
- Baltimore Development Corporation
- Department of General Services
- Department of Housing and Community Development
- Department of Public Works
- Department of Recreation and Parks
- Department of Transportation
- Parking Authority of Baltimore City

The Department of General Services (DGS) manages buildings used by other City agencies including the Fire Department, Police Department, and Health Department. The Department of General Services also makes requests and identifies priorities on behalf of the Convention Center and the Enoch Pratt Free Library.

The Baltimore City Public School System (BCPSS) Capital Improvement Program is approved separately from that of other agencies. The largest share of funds for the school system's capital budget come from the State, through the State Public School Construction Program (PSCP) supported by the [Interagency Commission on School Construction](#) (IAC). The Planning Commission reviews the school system's six-year program and request to the PSCP in the fall of each year. Baltimore City's CIP only includes City's funds contributed to the school system's regular capital budget so only projects supported by this funding are included in this report.

Capital funding sources

Funding for capital improvements comes from a variety of sources, including general fund-backed sources, state and local funds, utility-related sources, and more.

General Funds (Pay-as-you-go)

Revenue received from various payments to the City, such as property taxes and sale of property. General Funds are mostly used for the operating budget, but Finance allocates a certain amount for PAYGO capital each year.

Highway User Revenue (HUR)

Formerly known as Motor Vehicle Revenue (MVR), State Highway User Revenues are allocated by formula. These state funds are restricted to eligible uses, such as transportation projects.

General Obligation Bonds (GO Bonds)

With voter approval, the City borrows money for specific improvements by selling General Obligation Bonds. GO bonds are debt secured by the full faith and credit of the City, and are presented to voters for approval every two years through questions on the general election ballot. This is a flexible fund source that allows the City to maintain some of its highest priority capital assets and programs, particularly those that are not eligible for any other fund source.

i General Obligation Bonds in FY26-31 CIP

For the FY26 and FY27 capital budgets, voters approved \$250 million in General Obligation (GO) bonds across four specific loans: the 5th Affordable Housing loan (\$20 million), the 51st School loan (\$55 million), the 5th Community and Economic Development loan (\$50 million), and 3rd Public Infrastructure loan (\$125 million). The loans are for two years, so each year half of the amount is budgeted.

State Funds

Funds from the State are typically in the form of grants, including grants made through Program Open Space.

Federal Funds

Federal loans and grants include Community Development Block Grants (CDBG), Federal Highway Administration (FHWA) grants, and other sources.

Revenue Bonds

Bonds issued by city agencies to be repaid with future dedicated revenue, such as water, wastewater, and stormwater revenue collected from water bills by the Department of Public Works. At times, revenue bonds can be used for non-utility related projects (if an appropriate revenue source is identified and approved by the Department of Finance).

i Revenue Bonds in FY26-31 CIP

The Department of Finance authorized the Parking Authority of Baltimore City to budget Parking Revenue bonds as a source for FY25 to FY29 budgets. Parking revenue bonds are loans for improvements that are paid back by future revenues from parking fees and fines.

Utility Funds

Utility funds include current operating revenues from City utilities such as water bills and conduit fees.

Other

Other possible sources include County payments for utilities, Local Impact Aid, private monies, and more.

Evaluation criteria

Planning staff work with agency staff to determine priority projects for each agency. In making their recommendations, staff consider alignment with agency priorities, evaluation criteria and scores, what additional funding may be needed to bid projects or continue to assemble funds for construction, programmatic items at the level prioritized by the agency, constraints of the fund source, and potential for alternative sources of funding.

In recent years, Department staff worked with focus groups to update the evaluation criteria used in this process. In addition to providing helpful information for the decision-making process, the criteria can act as a guide to what is most important in a capital project, to help agencies develop the most impactful projects. The evaluation criteria are detailed in the table below.

Criteria	Key questions
Mandate	Is this required by Federal, State, or local law?
Equity	Does this address a gap in outcomes based on race, religion, gender, sexual orientation, or income?
Health and Safety	Is there an immediate or long-term health or safety benefit?
Asset Condition	What is the condition of the building or asset?
Return on Investment	Will this increase tax revenue, reduce costs to the City, or leverage other funds?

Criteria	Key questions
Environmental Impact	Will the project improve air or water quality or reduce greenhouse gas emissions?
Efficiency and Effectiveness	Is the project an efficient and effective solution to a problem the agency is trying to solve?

About the Capital Improvement Program report

Required information

The [City Charter](#) requires the Department of Planning to publish the six-year Capital Improvement Program as a public report. The CIP report must include the following items for each project:

- a brief description and location,
- the total estimated cost,
- the appropriations authorized to date,
- the appropriations proposed for the next fiscal year,
- the appropriations required thereafter to complete the project,
- and the estimated additional annual maintenance and operation cost.

Due to recent changes in Baltimore City's accounting systems, this report does not include appropriations authorized to date, however, Department staff expect to add this information in a future update.

Report organization

This report is organized into sections by agency. Each section starts with an agency overview including:

- A description of the agency and the agency's typical capital projects
- A summary table of projects and detailed project profiles with the agency requests for the 6-year program

Following the agency overview, the report provides a detailed profile of projects for this stage of the 6-year program. Each detailed project profile includes:


- A project code and name
- A project category (City-Owned Project, Non-City Owned Project, City-Owned Program, or Grant and Loan Program) and type (State of Good Repair, Modernization, New Asset, Community/Economic Development, or Replacement)
- A Cost Center

- A location description
- A table showing projects by source for the next six years (FY26-31)
- A table showing estimated project costs or information on agency-provided optimal funding levels

Project locations

Capital funding (including design, planning, and implementation costs) associated with citywide systems and infrastructure may not be tied to a specific location. Other agency budgets support projects that may be used at one or more location as needed to respond to future urgent needs.

For projects that are specific to one or more physical locations, the profile includes a locator map showing the project location and, for projects within the City, the Community Statistical Area where the project is located. It is important to remember, however, that projects often provide critical services or benefits for residents beyond the surrounding neighborhood. The Department of Planning prepares a separate distribution analysis to evaluate the distributional equity of investments included in the proposed Capital Improvement Program.

 Explore project locations online

You can explore prior project locations from FY2018 to FY2025 in this online webmap.

Recommendation and estimate tables

Detailed project profiles include tables showing projects by year and source and estimated design, construction, and other project costs.

The detail table listing project amounts by source and fiscal year includes an abbreviated name for the source. The table below serves as a reference to explain these abbreviations.

Type	Revenue source	Abbreviation
General Fund	General Fund PAYGO	PAYGO
Backed Source		
“	GO Bond - 3rd Public Infrastructure	GO Bond - Infra.
“	GO Bond - 5th Affordable Housing	GO Bond - AH
“	GO Bond - 1st Community/Economic Development	GO Bond - CED
“	GO Bond - 2nd Community/Economic Development	GO Bond - CED
“	GO Bond - 3rd Community/Economic Development	GO Bond - CED
“	GO Bond - 6th Community/Economic Development	GO Bond - CED
“	GO Bond - 51st Schools	GO Bond - Schools
“	GO Bond - 2nd Rec and Parks/Facilities	GO Bond - Parks
“	GO Bond - 3rd Rec and Parks/Facilities	GO Bond - Parks
“	Highway User Revenue	HUR
Utility Related	Utility Revenue	Utility Rev.
“	County Utility Payments	County Utility Pay.
“	Revenue Bonds	Rev. Bonds
State and Federal Funds	State Grants	State Grant
“	Federal Grants	Fed. Grant
“	Casino Impact Aid	Casino Impact
“	Pimlico Impact Aid	Pimlico Impact
Other	Other Capital Funds	Other Cap.

Projects by Agency

Baltimore City Information Technology

Agency overview

The Baltimore City Office of Information and Technology (BCIT) is responsible for providing information technology leadership to the entire City, utilizing and leveraging information technology to enhance productivity, broaden the capabilities, and reduce the operating costs of Baltimore City government, thereby improving the quality and timeliness of services delivered to residents. Through the agency's capital program, BCIT aims to stabilize and modernize the infrastructure and applications underlying critical city services to enable them to meet the ever-increasing demands of a digital society.

BCIT's capital projects include updating major applications, public safety technology, and network infrastructure upgrades.

[Learn more on the BCIT website »](#)

Project details

The program for the Baltimore City Information Technology includes \$84.80M for twenty-two projects. No locations are mapped and twenty-two projects have a citywide scope.

Projects by Cost Center

Project Name	FY26	FY27-31
PRJ001978 929030 Broadband Network Upgrade	\$0	\$13,400
PRJ002410 915079 117-079 Infrastructure Platforms Upgrades	\$0	\$12,000
PRJ002414 920071 117-071 Public Safety Technology System Infrastructure Upgrade	\$0	\$13,000
PRJ002417 922029 117-029 Citywide Cyber Security Systems Upgrade	\$0	\$11,000
PRJ002418 923059 117-059 Application Infrastructure and Integration Upgrade	\$0	\$24,250
PRJ003119 Permitting	\$1,262	\$0
PRJ003238 Tax Application Modernization	\$2,020	\$0
PRJ003464 CitiWatch Infrastructure Investments	\$1,668	\$0
PRJ003466 Network Access Control	\$300	\$0
PRJ003467 Exchange 2016 & Email Architecture Redesign	\$150	\$0
PRJ003468 Unity Storage Replacement	\$200	\$0
PRJ003469 VDI Expansion to Azure Environment	\$0	\$1,700
PRJ003470 Salesforce 311 Migration	\$150	\$2,700
PRJ003471 GIS Transformation	\$1,000	\$0
Total - CAP009116 CAP Information and Technology (BCIT)	\$6,750	\$78,050

PRJ001978 929030 Broadband Network Upgrade

Expand and maintain the City’s public Wi-Fi network.

Project type

City-owned Program – New Asset

Cost center

CAP009116 CAP Information and Technology (BCIT)

Operating impact

\$3,200K annually (starting FY2027)

Location

Citywide

Recommended funding by phase and revenue source

Phase	FY26	FY27	FY28	FY29	FY30	FY31
Information Technology	0	0	2,000	2,400	4,000	5,000

Source	FY26	FY27	FY28	FY29	FY30	FY31
GO Bond - Infra.	0	0	2,000	2,400	4,000	5,000
Total	\$0	\$0	\$2,000	\$2,400	\$4,000	\$5,000

Optimal program funding level

\$32,000K

PRJ002410 915079 117-079 Infrastructure Platforms Upgrades

Upgrade, replace or mitigate infrastructure switches, servers and storage to ensure availability and security of the City’s information technology resources. All infrastructure platforms have a three-to-five-year lifespan.

Project type

City-owned Program – Replacement

Cost center

CAP009116 CAP Information and Technology (BCIT)

Location

Citywide

Recommended funding by phase and revenue source

Phase	FY26	FY27	FY28	FY29	FY30	FY31
Information Technology	0	0	3,000	3,000	3,000	3,000

Source	FY26	FY27	FY28	FY29	FY30	FY31
PAYGO	0	0	3,000	3,000	3,000	3,000
Total	\$0	\$0	\$3,000	\$3,000	\$3,000	\$3,000

Optimal program funding level

\$3,000K

PRJ002414 920071 117-071 Public Safety Technology System Infrastructure Upgrade

Upgrade or replace public safety technology system infrastructure. This project focuses on emergent issues in the public safety communication space. Oftentimes, unforeseen issues arise, and public safety hardware or software needs to be replaced immediately due to unanticipated issues with a particular project; a change in legislation that places additional requirements on technology within the public safety space; or possible the need to bring in a subject matter expert to assist in further developing the solution.

Project type

City-owned Program – Replacement

Cost center

CAP009116 CAP Information and Technology (BCIT)

Location

Citywide

Recommended funding by phase and revenue source

Phase	FY26	FY27	FY28	FY29	FY30	FY31
Information Technology	0	1,000	3,000	3,000	3,000	3,000
Source	FY26	FY27	FY28	FY29	FY30	FY31
PAYGO	0	1,000	3,000	3,000	3,000	3,000
Total	\$0	\$1,000	\$3,000	\$3,000	\$3,000	\$3,000

Optimal program funding level

\$8,787K

PRJ002417 922029 117-029 Citywide Cyber Security Systems Upgrade

Upgrade the City’s cyber security systems to enhance the security capabilities of the City’s cyberinfrastructure. The City’s very recent experience with a crippling cyber-attack speaks to why moderate but consistent investments in cybersecurity initiatives pay extraordinary dividends when it comes to the continuity of operations and maintenance of city services for government stakeholders, residents, and visitors. Supporting this investment in cyber-security will keep our systems and sensitive information safe while in this hybrid-working environment.

Project type

City-owned Program – New Asset

Cost center

CAP009116 CAP Information and Technology (BCIT)

Location

Citywide

Recommended funding by phase and revenue source

Phase	FY26	FY27	FY28	FY29	FY30	FY31
Information Technology	0	1,000	2,500	2,500	2,500	2,500

Source	FY26	FY27	FY28	FY29	FY30	FY31
PAYGO	0	1,000	2,500	2,500	2,500	2,500
Total	\$0	\$1,000	\$2,500	\$2,500	\$2,500	\$2,500

Optimal program funding level

\$1,000K

PRJ002418 923059 117-059 Application Infrastructure and Integration Upgrade

Create new applications and upgrade the integration between existing applications to meet the business needs of City agencies.

Project type

City-owned Program – Modernization

Cost center

CAP009116 CAP Information and Technology (BCIT)

Location

Citywide

Recommended funding by phase and revenue source

Phase	FY26	FY27	FY28	FY29	FY30	FY31
Information Technology	0	1,600	5,675	5,675	5,650	5,650

Source	FY26	FY27	FY28	FY29	FY30	FY31
PAYGO	0	1,600	5,675	5,675	5,650	5,650
Total	\$0	\$1,600	\$5,675	\$5,675	\$5,650	\$5,650

Optimal program funding level

\$4,476K

PRJ003119 Permitting

Moves BCFD and BCHD permitting workflows to Accela and integrate with key city applications.

Project type

City-Owned Project – Replacement

Cost center

CAP009116 CAP Information and Technology
(BCIT)

Operating impact

\$1,234K annually (starting FY2027)

Location

Citywide

Recommended funding by phase and revenue source

Phase	FY26	FY27	FY28	FY29	FY30	FY31
Information Technology	1,262	0	0	0	0	0

Source	FY26	FY27	FY28	FY29	FY30	FY31
PAYGO	1,262	0	0	0	0	0
Total	\$1,262	\$0	\$0	\$0	\$0	\$0

Estimated costs

	Estimate
Design	—
Construction	2,155
Other	—
Total	\$2,155

PRJ003238 Tax Application Modernization

Modernizing the City’s tax application system in order to consolidate tax management throughout the City and transition us from an aging and costly infrastructure to a modern, SaaS solution that is easier to scale.

Project type

City-Owned Project – Replacement

Cost center

CAP009116 CAP Information and Technology (BCIT)

Operating impact

\$2,398K annually (starting FY2028)

Location

Citywide

Recommended funding by phase and revenue source

Phase	FY26	FY27	FY28	FY29	FY30	FY31
Information Technology	2,020	0	0	0	0	0

Source	FY26	FY27	FY28	FY29	FY30	FY31
PAYGO	2,020	0	0	0	0	0
Total	\$2,020	\$0	\$0	\$0	\$0	\$0

Estimated costs

	Estimate
Design	—
Construction	16,600
Other	—
Total	\$16,600

PRJ003464 CitiWatch Infrastructure Investments

Replace existing, aged and unsupported area infrastructure that support CitiWatch camera. Upgrading cameras and all equipment associated with CitiWatch (network switches, cameras, electrical need etc.)

Project type

City-owned Program – Replacement

Cost center

CAP009116 CAP Information and Technology (BCIT)

Operating impact

\$962K annually (starting FY2028)

Location

Citywide

Recommended funding by phase and revenue source

Phase	FY26	FY27	FY28	FY29	FY30	FY31
Information Technology	1,668	0	0	0	0	0

Source	FY26	FY27	FY28	FY29	FY30	FY31
PAYGO	1,668	0	0	0	0	0
Total	\$1,668	\$0	\$0	\$0	\$0	\$0

Optimal program funding level

\$9,331K

PRJ003466 Network Access Control

Implement network access control hardware, which will protect the City network from unauthorized access.

Project type

City-Owned Project – Modernization

Cost center

CAP009116 CAP Information and Technology (BCIT)

Operating impact

\$180K annually (starting FY2028)

Location

Citywide

Recommended funding by phase and revenue source

Phase	FY26	FY27	FY28	FY29	FY30	FY31
Information Technology	300	0	0	0	0	0

Source	FY26	FY27	FY28	FY29	FY30	FY31
PAYGO	300	0	0	0	0	0
Total	\$300	\$0	\$0	\$0	\$0	\$0

Estimated costs

	Estimate
Design	0
Construction	300
Other	—
Total	\$300

PRJ003467 Exchange 2016 & Email Architecture Redesign

Replace the City’s email architecture as the 2016 Microsoft application is at the end of life.

Project type

City-Owned Project – Replacement

Cost center

CAP009116 CAP Information and Technology
(BCIT)

Location

Citywide

Recommended funding by phase and revenue source

Phase	FY26	FY27	FY28	FY29	FY30	FY31
Information Technology	150	0	0	0	0	0

Source	FY26	FY27	FY28	FY29	FY30	FY31
PAYGO	150	0	0	0	0	0
Total	\$150	\$0	\$0	\$0	\$0	\$0

Estimated costs

	Estimate
Design	—
Construction	150
Other	—
Total	\$150

PRJ003468 Unity Storage Replacement

Replace the Unity storage solution product with a new storage to maximize the City’s storage capacity and support the increasing demand for IT services.

Project type

City-Owned Project – Replacement

Cost center

CAP009116 CAP Information and Technology
(BCIT)

Operating impact

\$60K annually (starting FY2027)

Location

Citywide

Recommended funding by phase and revenue source

Phase	FY26	FY27	FY28	FY29	FY30	FY31
Information Technology	200	0	0	0	0	0

Source	FY26	FY27	FY28	FY29	FY30	FY31
PAYGO	200	0	0	0	0	0
Total	\$200	\$0	\$0	\$0	\$0	\$0

Estimated costs

	Estimate
Design	—
Construction	200
Other	—
Total	\$200

PRJ003469 VDI Expansion to Azure Environment

Expand the Virtual Desktop Infrastructure (VDI) Environment to an additional location, the Azure environment.

Project type

City-owned Program – Modernization

Cost center

CAP009116 CAP Information and Technology (BCIT)

Operating impact

\$240K annually (starting FY2027)

Location

Citywide

Recommended funding by phase and revenue source

Phase	FY26	FY27	FY28	FY29	FY30	FY31
Information Technology	0	1,700	0	0	0	0
Source	FY26	FY27	FY28	FY29	FY30	FY31
PAYGO	0	1,700	0	0	0	0
Total	\$0	\$1,700	\$0	\$0	\$0	\$0

Optimal program funding level

\$1,700K

PRJ003470 Salesforce 311 Migration

Developing a plan to improve Salesforce efficiency and performance by migrating Salesforce and its associated data from its current system to a new one.

Project type

City-Owned Project – Modernization

Cost center

CAP009116 CAP Information and Technology (BCIT)

Location

Citywide

Recommended funding by phase and revenue source

Phase	FY26	FY27	FY28	FY29	FY30	FY31
Information Technology	150	2,700	0	0	0	0
Source	FY26	FY27	FY28	FY29	FY30	FY31
PAYGO	150	2,700	0	0	0	0
Total	\$150	\$2,700	\$0	\$0	\$0	\$0

Estimated costs

	Estimate
Design	150
Construction	2,693
Other	0
Total	\$2,843

PRJ003471 GIS Transformation

Implement a disaster recovery instance in our cloud and improve the performance of the system by upgrading current GIS servers.

Project type

City-Owned Project – Modernization

Cost center

CAP009116 CAP Information and Technology (BCIT)

Location

Citywide

Recommended funding by phase and revenue source

Phase	FY26	FY27	FY28	FY29	FY30	FY31
Information Technology	1,000	0	0	0	0	0

Source	FY26	FY27	FY28	FY29	FY30	FY31
PAYGO	1,000	0	0	0	0	0
Total	\$1,000	\$0	\$0	\$0	\$0	\$0

Estimated costs

	Estimate
Design	—
Construction	1,000
Other	1,350
Total	\$2,350

Baltimore City Mayor's Office

Agency overview

The Baltimore City Charter establishes the Mayor as the chief executive officer and empowers the appointment of persons to aid in the discharge of duties. The Mayor's Office oversees the operation of City departments, establishes citywide policies, reviews and develops programs, and executes ordinances and resolutions.

Typical capital projects include those funded through the Cultural Spaces Capital Support program, through which it supports organizations that promote arts and culture in Baltimore City. Capital projects also include Mayoral priorities.

[Learn more on the Mayor website »](#)

Project details

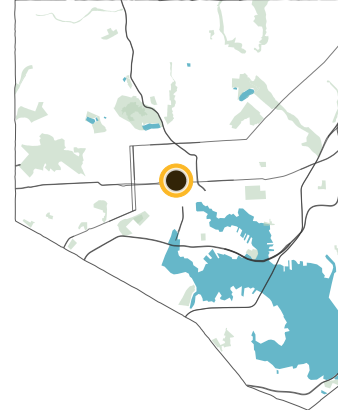
The program for the Baltimore City Mayor's Office includes \$44.62M for sixteen projects. Six locations are mapped and four projects have a citywide scope.

Projects by Cost Center

Project Name	FY26	FY27-31
PRJ000016 901152 Baltimore City Heritage Area Small Capital Grants	\$100	\$500
PRJ000707 905228 Pinderhughes School Active	-\$503	\$0
PRJ001246 909068 Surplus Schools	\$2,250	\$9,780
PRJ001790 919052 BGN Smithson Park	-\$721	\$0
PRJ001841 921053 BGN Harlem Park	-\$50	\$0
PRJ003354 Rash Field Park Phase 2	\$2,000	\$0
PRJ003504 Cultural Spaces Capital Support Program	\$1,000	\$5,000
PRJ003536 Homeless Services Facilities	\$18,000	\$0
PRJ003538 Public Art	\$1,000	\$5,000
PRJ003539 Economic Development Support	\$2,000	\$0
Total - CAP009127 CAP Mayoralty-Related	\$25,076	\$20,280
PRJ000987 907048 Green Network Plan	-\$185	\$0
PRJ001537 912088 Vincent Street Park Expansion	-\$546	\$0
Total - RES009129 RES Mayoralty-Related	-\$731	\$0

PRJ000016 901152 Baltimore City Heritage Area Small Capital Grants

Through the Baltimore City Heritage Area small capital grant program, the City extends its support of cultural organizations to smaller organizations and projects within the National Heritage Area boundaries.



Project type

Grant and Loan Program – Community or Economic Development

Cost center

CAP009127 CAP Mayoralty-Related

Location

Various locations in Baltimore National Heritage Area

Recommended funding by phase and revenue source

Phase	FY26	FY27	FY28	FY29	FY30	FY31
Construction	100	100	100	100	100	100
Source	FY26	FY27	FY28	FY29	FY30	FY31
GO Bond - CED	100	100	100	100	100	100
Total	\$100	\$100	\$100	\$100	\$100	\$100

Optimal program funding level

\$100K

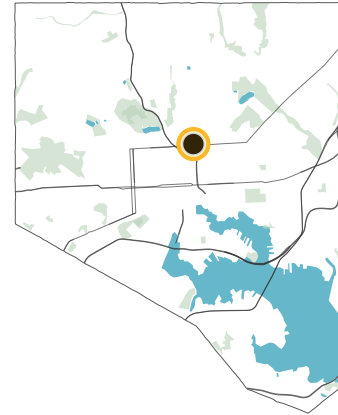
PRJ000707 905228 Pinderhughes School Active

Project type

—

Cost center

CAP009127 CAP Mayoralty-Related



Recommended funding by phase and revenue source

Phase	FY26	FY27	FY28	FY29	FY30	FY31
Unspecified	-503	0	0	0	0	0

Source	FY26	FY27	FY28	FY29	FY30	FY31
GO Bond - CED	-503	0	0	0	0	0
Total	-\$503	\$0	\$0	\$0	\$0	\$0

PRJ001246 909068 Surplus Schools

Retrofit or demolish buildings based on re-use potential and interest. As part of the 21st Century Schools Initiative Memorandum of Understanding, Baltimore City Schools are required to surplus 26 school buildings.

Project type

City-owned Program – Community or Economic Development

Cost center

CAP009127 CAP Mayoralty-Related

Location

Multiple locations citywide

Recommended funding by phase and revenue source

Phase	FY26	FY27	FY28	FY29	FY30	FY31
Post-construction	2,250	0	0	3,000	3,500	3,280
Source	FY26	FY27	FY28	FY29	FY30	FY31
GO Bond - Infra.	2,250	0	0	3,000	3,500	3,280
Total	\$2,250	\$0	\$0	\$3,000	\$3,500	\$3,280

PRJ001790 919052 BGN Smithson Park

Project type

—

Cost center

CAP009127 CAP Mayoralty-Related

Recommended funding by phase and revenue source

Phase	FY26	FY27	FY28	FY29	FY30	FY31
Unspecified	-721	0	0	0	0	0

Source	FY26	FY27	FY28	FY29	FY30	FY31
GO Bond - CED	-721	0	0	0	0	0
Total	-\$721	\$0	\$0	\$0	\$0	\$0

PRJ001841 921053 BGN Harlem Park

Project type

—

Cost center

CAP009127 CAP Mayoralty-Related

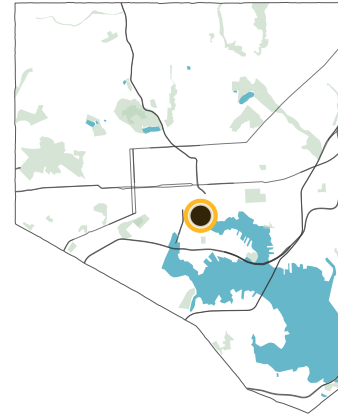
Recommended funding by phase and revenue source

Phase	FY26	FY27	FY28	FY29	FY30	FY31
Unspecified	-50	0	0	0	0	0

Source	FY26	FY27	FY28	FY29	FY30	FY31
GO Bond - CED	-50	0	0	0	0	0
Total	-\$50	\$0	\$0	\$0	\$0	\$0

PRJ003354 Rash Field Park Phase 2

Implement phase 2 improvements to Rash Field Park, including a lawn area, jogging track, exercise equipment, walking areas, beach volleyball courts, and more.



Project type

City-Owned Project – Modernization

Cost center

CAP009127 CAP Mayoralty-Related

Operating impact

\$100K annually (starting FY2026)

Location

Rash Field Park

Recommended funding by phase and revenue source

Phase	FY26	FY27	FY28	FY29	FY30	FY31
Construction	2,000	0	0	0	0	0

Source	FY26	FY27	FY28	FY29	FY30	FY31
GO Bond - Infra.	2,000	0	0	0	0	0
Total	\$2,000	\$0	\$0	\$0	\$0	\$0

Estimated costs

	Estimate
Design	—
Construction	15,000
Other	—
Total	\$15,000

PRJ003504 Cultural Spaces Capital Support Program

Provide capital support to organizations that promote arts and culture in Baltimore City and contribute to the City's unique identity, ensuring opportunities to experience arts and culture for residents and tourists alike.

Project type

Grant and Loan Program – Community or Economic Development

Cost center

CAP009127 CAP Mayoralty-Related

Location

Multiple locations citywide

Recommended funding by phase and revenue source

Phase	FY26	FY27	FY28	FY29	FY30	FY31
Construction	1,000	1,000	1,000	1,000	1,000	1,000
Source	FY26	FY27	FY28	FY29	FY30	FY31
GO Bond - CED	1,000	1,000	1,000	1,000	1,000	1,000
Total	\$1,000	\$1,000	\$1,000	\$1,000	\$1,000	\$1,000

Optimal program funding level

\$1,000K

PRJ003536 Homeless Services Facilities

Acquire and renovate facilities serving homeless populations.

Project type

City-Owned Project —

Cost center

CAP009127 CAP Mayoralty-Related

Recommended funding by phase and revenue source

Phase	FY26	FY27	FY28	FY29	FY30	FY31
Unspecified	18,000	0	0	0	0	0

Source	FY26	FY27	FY28	FY29	FY30	FY31
PAYGO	18,000	0	0	0	0	0
Total	\$18,000	\$0	\$0	\$0	\$0	\$0

PRJ003538 Public Art

Construct and restore large scale public art projects, particularly in connection with capital projects.

Project type

City-owned Program —

Cost center

CAP009127 CAP Mayoralty-Related

Location

Citywide

Recommended funding by phase and revenue source

Phase	FY26	FY27	FY28	FY29	FY30	FY31
Unspecified	1,000	1,000	1,000	1,000	1,000	1,000

Source	FY26	FY27	FY28	FY29	FY30	FY31
GO Bond - Infra.	1,000	1,000	1,000	1,000	1,000	1,000
Total	\$1,000	\$1,000	\$1,000	\$1,000	\$1,000	\$1,000

PRJ003539 Economic Development Support

Provide support for strategic economic development capital projects.

Project type

City-owned Program – Community or Economic Development

Cost center

CAP009127 CAP Mayoralty-Related

Location

Citywide

Recommended funding by phase and revenue source

Phase	FY26	FY27	FY28	FY29	FY30	FY31
Unspecified	2,000	0	0	0	0	0
Source	FY26	FY27	FY28	FY29	FY30	FY31
PAYGO	2,000	0	0	0	0	0
Total	\$2,000	\$0	\$0	\$0	\$0	\$0

PRJ000987 907048 Green Network Plan

Project type

—

Cost center

RES009129 RES Mayoralty-Related

Recommended funding by phase and revenue source

Phase	FY26	FY27	FY28	FY29	FY30	FY31
Unspecified	-185	0	0	0	0	0

Source	FY26	FY27	FY28	FY29	FY30	FY31
GO Bond - CED	-185	0	0	0	0	0
Total	-\$185	\$0	\$0	\$0	\$0	\$0

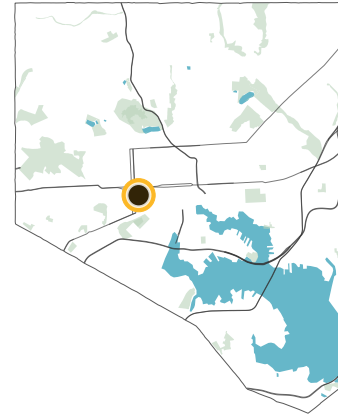
PRJ001537 912088 Vincent Street Park Expansion

Project type

—

Cost center

RES009129 RES Mayoralty-Related



Recommended funding by phase and revenue source

Phase	FY26	FY27	FY28	FY29	FY30	FY31
Unspecified	-546	0	0	0	0	0
Source	FY26	FY27	FY28	FY29	FY30	FY31
GO Bond - CED	-546	0	0	0	0	0
Total	-\$546	\$0	\$0	\$0	\$0	\$0

Baltimore City Public Schools

Agency overview

The Baltimore City Public School System mission is to provide excellence in education for every child at every level by focusing on quality instruction, managing systems efficiently, and sustaining a culture of excellence. To support City Schools mission, the Board of School Commissioners is responsible for providing policy direction and wide-ranging oversight that includes closely monitoring student achievement and the budget, as well as appointing key staff. The agency is responsible for maintaining 138 buildings, as well as an additional 10 administrative buildings, 10 modular buildings, and 29 portables (151 rooms).

Typical projects include major renovations and replacements for schools not being upgraded through the 21st Century Schools initiative, as well as systemic building improvements (windows, doors, electrical systems, fire suppression systems, HVAC systems, and more).

[Learn more on the BCPSS website »](#)

Project details

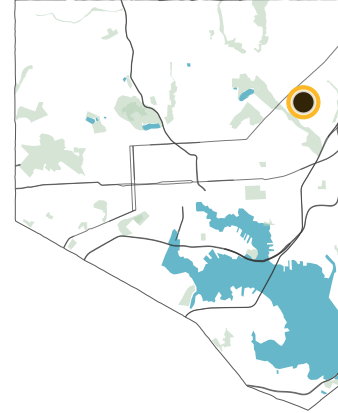
The program for the Baltimore City Public Schools includes \$195.00M for eleven projects. Seven locations are mapped and four projects have a citywide scope.

Projects by Cost Center

Project Name	FY26	FY27-31
PRJ001287 909212 Systemic Improvements	\$0	\$84,500
PRJ002071 961005 Programmatic Space Upgrades	\$0	\$10,000
PRJ002123 906177 Armistead Gardens 243	\$1,427	\$0
PRJ003526 Curtis Bay Elementary 207 HVAC	\$2,300	\$0
PRJ003528 Healthy Schools FY25 Projects	\$10,300	\$0
PRJ003529 Healthy Schools FY24 Windows & Doors	\$7,000	\$0
Total - CAP009417 CAP City Schools System Upgrades Systemic	\$21,027	\$94,500
PRJ002475 938011 418-011 Furley Elementary School Replacement	\$2,500	\$0
PRJ002876 Northeast Middle School Building 49 Renovation	\$1,000	\$0
PRJ002877 Benjamin Franklin High School Renovation	\$0	\$28,000
PRJ002878 Edmondson High School Renovation	\$2,973	\$36,000
PRJ003527 Ben Franklin High 239 Modular Addition	\$0	\$9,000
Total - CAP009418 CAP City Schools System Upgrades Construction	\$6,473	\$73,000

PRJ002475 938011 418-011 Furley Elementary School Replacement

Replace the existing Furley facility that is outdated and at the end of its useful life. The building replacement will provide a modern, state of the art 21st century educational environment for PK-5th grade students who attend the school.



Project type

City-Owned Project – Replacement

Cost center

CAP009418 CAP City Schools System Upgrades Construction

Location

4633 Furley Ave.

Recommended funding by phase and revenue source

Phase	FY26	FY27	FY28	FY29	FY30	FY31
Construction	2,500	0	0	0	0	0

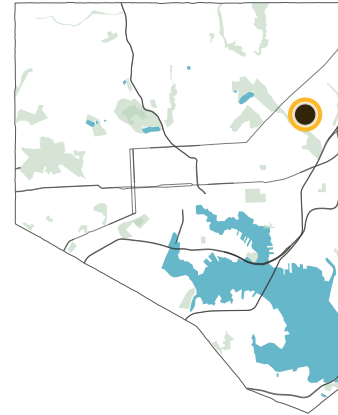
Source	FY26	FY27	FY28	FY29	FY30	FY31
GO Bond - Schools	2,500	0	0	0	0	0
Total	\$2,500	\$0	\$0	\$0	\$0	\$0

Estimated costs

	Estimate
Design	4,866
Construction	43,797
Other	0
Total	\$48,663

PRJ002876 Northeast Middle School Building #49 Renovation

Renovate the existing Northeast facility that is outdated with many systems at the end of their useful life. The building renovation will provide a modern, state-of-the-art 21st Century educational environment for students who attend the school.
417-006



Project type

City-Owned Project – Modernization

Cost center

CAP009418 CAP City Schools System Upgrades
Construction

Location

5001 Moravia Rd.

Recommended funding by phase and revenue source

Phase	FY26	FY27	FY28	FY29	FY30	FY31
Construction	1,000	0	0	0	0	0

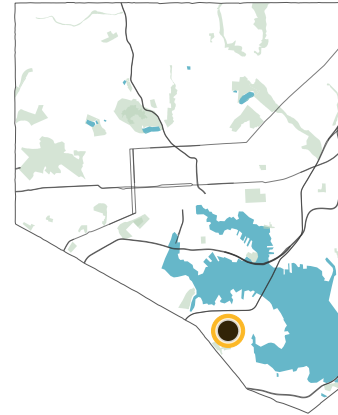
Source	FY26	FY27	FY28	FY29	FY30	FY31
GO Bond - Schools	1,000	0	0	0	0	0
Total	\$1,000	\$0	\$0	\$0	\$0	\$0

Estimated costs

	Estimate
Design	2,383
Construction	21,443
Other	0
Total	\$23,826

PRJ002877 Benjamin Franklin High School Renovation

Renovate the existing Benjamin Franklin facility that is outdated and add an addition to address the overcrowding. The building renovation will provide a modern, state of the art 21st century educational environment for students who attend the school.
418-015



Project type

City-Owned Project – Modernization

Cost center

CAP009418 CAP City Schools System Upgrades
Construction

Location

1201 Cambria St.

Recommended funding by phase and revenue source

Phase	FY26	FY27	FY28	FY29	FY30	FY31
Planning/Design	0	4,000	3,000	7,000	14,000	0

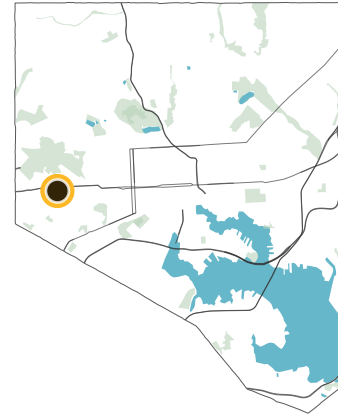
Source	FY26	FY27	FY28	FY29	FY30	FY31
GO Bond - Schools	0	4,000	3,000	7,000	14,000	0
Total	\$0	\$4,000	\$3,000	\$7,000	\$14,000	\$0

Estimated costs

	Estimate
Design	16,800
Construction	151,200
Other	0
Total	\$168,000

PRJ002878 Edmondson High School Renovation

Renovate the existing Edmondson High School facility to provide a modern environment. Consolidate program into single building and surplus Westside Skills Center facility. 418-017



Project type

City-Owned Project – Modernization

Cost center

CAP009418 CAP City Schools System Upgrades Construction

Location

501 N. Athol Ave.

Recommended funding by phase and revenue source

Phase	FY26	FY27	FY28	FY29	FY30	FY31
Construction	0	1,000	16,000	9,000	5,000	0
Planning/Design	2,973	5,000	0	0	0	0

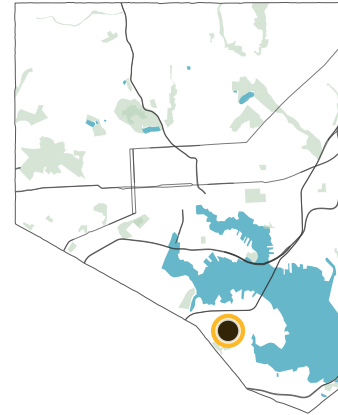
Source	FY26	FY27	FY28	FY29	FY30	FY31
GO Bond - Schools	2,973	6,000	16,000	9,000	5,000	0
Total	\$2,973	\$6,000	\$16,000	\$9,000	\$5,000	\$0

Estimated costs

	Estimate
Design	16,800
Construction	151,200
Other	0
Total	\$168,000

PRJ003527 Ben Franklin High #239 Modular Addition

Replace the modular with a multi-story pre-fabricated modular building to address overcrowding and provide science labs and CTE spaces. The proposed modular building will be a two-story building, with a permanent foundation, upgraded exterior walls, two stair towers, and an elevator. The building will be approximately 22,000 sf, with 20 classrooms.



Project type

City-Owned Project – Modernization

Cost center

CAP009418 CAP City Schools System Upgrades
Construction

Location

1201 Cambria St.

Recommended funding by phase and revenue source

Phase	FY26	FY27	FY28	FY29	FY30	FY31
Construction	0	9,000	0	0	0	0
Source	FY26	FY27	FY28	FY29	FY30	FY31
GO Bond - Schools	0	9,000	0	0	0	0
Total	\$0	\$9,000	\$0	\$0	\$0	\$0

PRJ001287 909212 Systemic Improvements

Replace, renovate, repair or provide various building systems such as air conditioning, fire safety systems, roofs, elevators, toilet room upgrades, etc.

Project type

City-owned Program – State of Good Repair

Cost center

CAP009417 CAP City Schools System Upgrades
Systemic

Location

Citywide

Recommended funding by phase and revenue source

Phase	FY26	FY27	FY28	FY29	FY30	FY31
Construction	0	6,500	9,000	12,000	19,000	38,000

Source	FY26	FY27	FY28	FY29	FY30	FY31
GO Bond - Schools	0	6,500	9,000	12,000	19,000	38,000
Total	\$0	\$6,500	\$9,000	\$12,000	\$19,000	\$38,000

Estimated costs

	Estimate
Design	9,652
Construction	111,470
Other	0
Total	\$121,122

PRJ002071 961005 Programmatic Space Upgrades

The funds allocated for programmatic space upgrades will provide local funding to support academic initiatives that impact facilities.

Project type

City-owned Program – State of Good Repair

Cost center

CAP009417 CAP City Schools System Upgrades
Systemic

Location

Citywide

Recommended funding by phase and revenue source

Phase	FY26	FY27	FY28	FY29	FY30	FY31
Construction	0	2,000	2,000	2,000	2,000	2,000

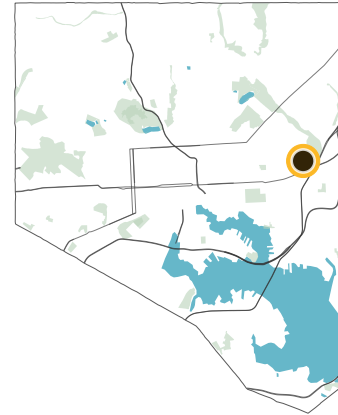
Source	FY26	FY27	FY28	FY29	FY30	FY31
GO Bond - Schools	0	2,000	2,000	2,000	2,000	2,000
Total	\$0	\$2,000	\$2,000	\$2,000	\$2,000	\$2,000

Estimated costs

	Estimate
Design	50
Construction	450
Other	0
Total	\$500

PRJ002123 906177 Armistead Gardens 243

Renovate and add an addition to the existing Armistead Gardens PK-8 facility that is outdated and overcrowded. The building renovation/addition will provide a modern, state of the art 21st century educational environment for the students who attend.



Project type

City-Owned Project – Modernization

Cost center

CAP009417 CAP City Schools System Upgrades Systemic

Location

5001 E. Eager St.

Recommended funding by phase and revenue source

Phase	FY26	FY27	FY28	FY29	FY30	FY31
Construction	1,427	0	0	0	0	0

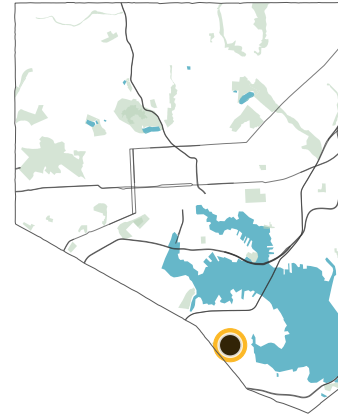
Source	FY26	FY27	FY28	FY29	FY30	FY31
GO Bond - Schools	1,427	0	0	0	0	0
Total	\$1,427	\$0	\$0	\$0	\$0	\$0

Estimated costs

	Estimate
Design	6,400
Construction	57,595
Other	0
Total	\$63,995

PRJ003526 Curtis Bay Elementary #207 HVAC

Replace the HVAC system at Curtis Bay Elementary. City Schools received Healthy Schools FY25 funding to replace the HVAC system at Curtis Bay Elementary, but the awarded amount is no longer sufficient to complete the projects due to construction cost increases.



Project type

City-Owned Project – State of Good Repair

Cost center

CAP009417 CAP City Schools System Upgrades Systemic

Location

4301 W. Bay Ave.

Recommended funding by phase and revenue source

Phase	FY26	FY27	FY28	FY29	FY30	FY31
Construction	2,300	0	0	0	0	0

Source	FY26	FY27	FY28	FY29	FY30	FY31
GO Bond - Schools	2,300	0	0	0	0	0
Total	\$2,300	\$0	\$0	\$0	\$0	\$0

PRJ003528 Healthy Schools FY25 Projects

Complete roof replacements and HVAC projects funded with Healthy Schools funding. City Schools received Healthy Schools FY25 funding for 5 roof replacements and 1 HVAC project, but the awarded amounts are no longer sufficient to complete the projects due to construction cost increases.

Project type

City-Owned Project – State of Good Repair

Cost center

CAP009417 CAP City Schools System Upgrades
Systemic

Location

Citywide

Recommended funding by phase and revenue source

Phase	FY26	FY27	FY28	FY29	FY30	FY31
Construction	10,300	0	0	0	0	0

Source	FY26	FY27	FY28	FY29	FY30	FY31
GO Bond - Schools	10,300	0	0	0	0	0
Total	\$10,300	\$0	\$0	\$0	\$0	\$0

PRJ003529 Healthy Schools FY24 Windows & Doors

Replace 21 windows and doors. City Schools received Healthy Schools FY24 funding for 21 windows & doors projects, but the awarded amounts are no longer sufficient to complete the projects due to construction cost increases.

Project type

City-Owned Project – State of Good Repair

Cost center

CAP009417 CAP City Schools System Upgrades
Systemic

Location

Citywide

Recommended funding by phase and revenue source

Phase	FY26	FY27	FY28	FY29	FY30	FY31
Construction	7,000	0	0	0	0	0
Source	FY26	FY27	FY28	FY29	FY30	FY31
GO Bond - Schools	7,000	0	0	0	0	0
Total	\$7,000	\$0	\$0	\$0	\$0	\$0

Baltimore Development Corporation

Agency overview

The Baltimore Development Corporation (BDC) is a non-profit organization, which serves as the economic development agency for the City of Baltimore. BDC's mission is to grow the city's economy in an inclusive manner by retaining, expanding and attracting businesses, and promoting investment, thereby increasing career opportunities for residents.

BDC's capital program is focused on its business support programs, including loans and grants for small businesses.

[Learn more on the BDC website »](#)

Project details

The program for the Baltimore Development Corporation includes \$17.80M for eight projects. Three locations are mapped and five projects have a citywide scope.

Projects by Cost Center

Project Name	FY26	FY27-31
PRJ000167 901860 Industrial and Commercial	\$0	\$1,100
PRJ000665 905109 Micro Loan Active	\$0	\$1,100
PRJ001861 922053 Inner Harbor Infrastructure Active	\$250	\$1,250
PRJ002025 937013 Facade Improvements Active	\$1,450	\$3,450
PRJ002282 910098 Warner St. Entertainment Distr	\$1,000	\$1,000
PRJ002932 Innovation Fund	\$700	\$3,500
PRJ003437 Charm TV Community Incubator	\$600	\$400
PRJ003540 Small Business Assistance Program	\$2,000	\$0
Total - CAP009601 CAP Baltimore Development Corporation (BDC)	\$6,000	\$11,800

PRJ000167 901860 Industrial and Commercial

Stimulate employment and the growth of the local economy by providing loans that attract new businesses to Baltimore City.

Project type

Grant and Loan Program – Community or Economic Development

Cost center

CAP009601 CAP Baltimore Development Corporation (BDC)

Location

Citywide

Recommended funding by phase and revenue source

Phase	FY26	FY27	FY28	FY29	FY30	FY31
Unspecified	0	100	100	300	300	300

Source	FY26	FY27	FY28	FY29	FY30	FY31
GO Bond - CED	0	100	100	300	300	300
Total	\$0	\$100	\$100	\$300	\$300	\$300

PRJ000665 905109 Micro Loan Active

Stimulate employment and the growth of local small business by providing small loans (\$5,000 to \$30,000) for working capital, machinery, and equipment.

Project type

Grant and Loan Program – Community or Economic Development

Cost center

CAP009601 CAP Baltimore Development Corporation (BDC)

Location

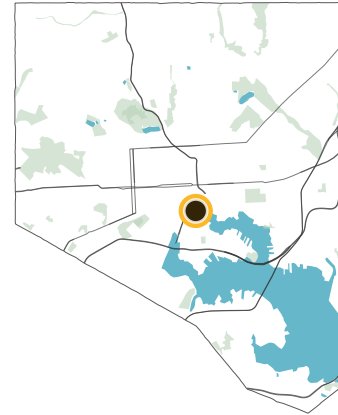
Citywide

Recommended funding by phase and revenue source

Phase	FY26	FY27	FY28	FY29	FY30	FY31
Unspecified	0	100	100	300	300	300
Source	FY26	FY27	FY28	FY29	FY30	FY31
GO Bond - CED	0	100	100	300	300	300
Total	\$0	\$100	\$100	\$300	\$300	\$300

PRJ001861 922053 Inner Harbor Infrastructure Active

Upgrade and restore aging infrastructure around the Inner Harbor, including surface improvements, lighting and electrical upgrades, dock and marina improvements, and more.



Project type

City-owned Program – State of Good Repair

Cost center

CAP009601 CAP Baltimore Development Corporation (BDC)

Location

Inner Harbor

Recommended funding by phase and revenue source

Phase	FY26	FY27	FY28	FY29	FY30	FY31
Unspecified	250	250	250	250	250	250

Source	FY26	FY27	FY28	FY29	FY30	FY31
GO Bond - CED	250	250	250	250	250	250
Total	\$250	\$250	\$250	\$250	\$250	\$250

PRJ002025 937013 Facade Improvements Active

Enhance the exterior appearance of commercial and industrial properties throughout Baltimore City to increase the attractiveness of local businesses and commercial corridors.

Project type

Grant and Loan Program – Community or Economic Development

Cost center

CAP009601 CAP Baltimore Development Corporation (BDC)

Location

Citywide

Recommended funding by phase and revenue source

Phase	FY26	FY27	FY28	FY29	FY30	FY31
Unspecified	1,450	1,450	800	400	400	400
Source	FY26	FY27	FY28	FY29	FY30	FY31
GO Bond - CED	1,450	1,450	800	400	400	400
Total	\$1,450	\$1,450	\$800	\$400	\$400	\$400

PRJ002282 910098 Warner St. Entertainment Distr

Support construction of The Walk at Warner Street streetscaping project. The Walk at Warner Street is a public-private partnership to connect multiple entertainment and attraction venues along the Warner Street Entertainment District from the Horseshoe Casino to M&T Bank Stadium.

Project type

– Modernization

Cost center

CAP009601 CAP Baltimore Development Corporation (BDC)

Location

Warner Street (between W. Ostend St. and Worcester St.)

Recommended funding by phase and revenue source

Phase	FY26	FY27	FY28	FY29	FY30	FY31
Unspecified	1,000	1,000	0	0	0	0
Source	FY26	FY27	FY28	FY29	FY30	FY31
Casino Impact	1,000	1,000	0	0	0	0
Total	\$1,000	\$1,000	\$0	\$0	\$0	\$0

PRJ002932 Innovation Fund

The Baltimore Development Corporation’s (BDC’s) InnovationFund was established to promote economic development in the City of Baltimore for small businesses. The Innovation Fund will serve as catalytic funding to attract scalable, high growth small businesses to start and stay in Baltimore. The goal of the programmatic funds will be to position Baltimore for job growth in the industries of the future, which are likely to have strong growth prospects over time and be in areas of the economy that are adding jobs nationwide with higher than average salaries across all education levels.

Project type

Grant and Loan Program – Community or Economic Development

Cost center

CAP009601 CAP Baltimore Development Corporation (BDC)

Location

Citywide

Recommended funding by phase and revenue source

Phase	FY26	FY27	FY28	FY29	FY30	FY31
Unspecified	700	700	700	700	700	700

Source	FY26	FY27	FY28	FY29	FY30	FY31
GO Bond - CED	700	700	700	700	700	700
Total	\$700	\$700	\$700	\$700	\$700	\$700

PRJ003437 Charm TV Community Incubator

Development and construction of a catalytic community incubator and broadcasting center in the Black Arts District.

Project type

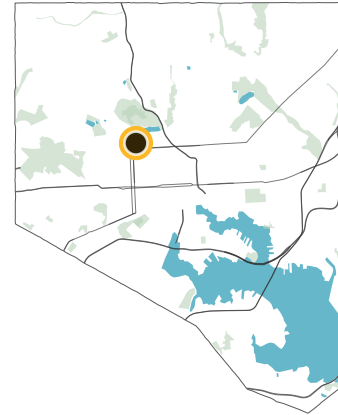
City-Owned Project – New Asset

Cost center

CAP009601 CAP Baltimore Development Corporation (BDC)

Location

2675 Pennsylvania Ave.



Recommended funding by phase and revenue source

Phase	FY26	FY27	FY28	FY29	FY30	FY31
Construction	0	400	0	0	0	0
Planning/Design	600	0	0	0	0	0

Source	FY26	FY27	FY28	FY29	FY30	FY31
GO Bond - CED	600	400	0	0	0	0
Total	\$600	\$400	\$0	\$0	\$0	\$0

Estimated costs

	Estimate
Design	3,800
Construction	13,700
Other	0
Total	\$17,500

PRJ003540 Small Business Assistance Program

Support the attraction and retention of small businesses in Baltimore City including commercial building improvements, tenant fit-out, and other financial assistance for new and expanding local businesses. Programming may assist in lowering the cost of occupancy for small businesses and improving the long-term outlook of new commercial development.

Project type

Grant and Loan Program – Community or Economic Development

Cost center

CAP009601 CAP Baltimore Development Corporation (BDC)

Location

Citywide

Recommended funding by phase and revenue source

Phase	FY26	FY27	FY28	FY29	FY30	FY31
Unspecified	2,000	0	0	0	0	0

Source	FY26	FY27	FY28	FY29	FY30	FY31
PAYGO	2,000	0	0	0	0	0
Total	\$2,000	\$0	\$0	\$0	\$0	\$0

Department of General Services

Agency overview

The Department of General Services (DGS) was approved by the citizens of Baltimore in the November 2008 General Election and began operations as an independent agency on July 1, 2009. DGS is comprised of five divisions: Administration, Fleet Management, Facilities Management, Public and Private Energy Performance, and Capital Projects Division/Design and Construction. DGS is committed to providing healthy work environments and safe, reliable vehicles for City employees by delivering customer service to City agencies, which serve Baltimore's community members and stakeholders.

The Department of General Services acts as the central design and construction agency for improvements to most of the City's buildings.

[Learn more on the DGS website »](#)

Project details

The program for the Department of General Services includes \$265.60M for one hundred fourteen projects. One hundred eleven locations are mapped and zero projects have a citywide scope.

Projects by Cost Center

Project Name	FY26	FY27-31
PRJ000528 904230 Abel Wolman HVAC and Fire Protection	\$0	\$45,000
PRJ000889 906226 Harford Sr Envelope Upgrades	\$2,000	\$0
PRJ001009 907105 City Hall Extension Stone Walls Renovation	\$500	\$0
PRJ002446 904294 197-294 Star Spangled Banner Flag House HVAC Upgrades	\$1,000	\$0
PRJ002456 906365 197-365 Northeast Police District Station Renovation or Replacement	\$0	\$32,400
PRJ002463 908342 197-342 Southwest District Female Lockers and Bathrooms	\$0	\$1,200
PRJ002474 921300 197-300 Elevator Replacement at School 33	\$0	\$200
PRJ002749 City Hall HVAC/Floodproofing (Study)	\$0	\$12,835
PRJ002813 Southeastern Police District - HVAC Replacement	\$4,750	\$0
PRJ003009 Baltimore Regional Training Center - Roof	\$0	\$1,200
PRJ003010 Weinberg Housing- Fire Alarm Systems	\$0	\$700
PRJ003011 City Hall - Fire Alarm System upgrade	\$0	\$3,100
PRJ003012 City Hall - Generator Replacement	\$0	\$250
PRJ003018 Baltimore Regional Training Center - Windows and HVAC systems	\$0	\$3,000
PRJ003021 DOT Survey and Records - Roof Replacement	\$0	\$750
PRJ003022 DOT Traffic Management Center - Roof Replacement	\$0	\$930
PRJ003023 City Hall - Fire Protection upgrade	\$0	\$2,500
PRJ003026 Benton Building - Elevator Upgrade	\$0	\$900
PRJ003027 Northwest CAC - Fire Protection Upgrade, HVAC Replacement	\$0	\$4,372
PRJ003029 Northern Community Action Center – Redevelopment, Reconstruction, and Expansion	\$1,850	\$1,200

DEPARTMENT OF GENERAL SERVICES

Project Name	FY26	FY27-31
PRJ003032 Samuel Morse - Water Distribution & Fire Protection System	\$0	\$2,800
PRJ003042 Police Annex - HVAC Replacement	\$0	\$5,250
PRJ003043 Police Headquarters - HVAC Replacement	\$0	\$3,300
PRJ003044 Northern District - HVAC Replacement	\$0	\$3,500
PRJ003045 Eastern District - HVAC Replacement	\$3,300	\$0
PRJ003046 Southwest District - HVAC Replacement	\$0	\$3,200
PRJ003047 Police Headquarters - Security Upgrade	\$0	\$800
PRJ003049 Southeast District - Office Build Out in Cell Block	\$0	\$1,000
PRJ003050 Southwest District - Office Build Out in Cell Block	\$0	\$1,000
PRJ003051 Eastern District - Office Build Out in Cell Block	\$0	\$1,500
PRJ003052 Southwest District - Gym and Breakroom	\$0	\$460
PRJ003054 Aviation Hanger - HVAC Replacement	\$0	\$800
PRJ003055 Northern District - Roof and Window Replacement	\$0	\$2,000
PRJ003056 Western District - HVAC & Window Replacement	\$0	\$3,000
PRJ003058 Engine 53 Exterior façade Repairs and waterproofing	\$0	\$250
PRJ003059 Eastern District - Range Conversion	\$0	\$1,300
PRJ003061 Southeastern District - Range Conversion	\$0	\$1,300
PRJ003062 Western District - Range Conversion	\$0	\$1,300
PRJ003064 Fire Headquarters Building - ADA Upgrade	\$0	\$628
PRJ003065 Engine 30 - Electrical Upgrade	\$0	\$600
PRJ003073 War Memorial - Interior Improvements	\$0	\$1,250
PRJ003074 War Memorial - Exterior Stone Stabilization	\$0	\$700
PRJ003075 Courthouse Cummings - Fire Alarm System upgrade	\$0	\$5,600
PRJ003076 Clarence Mitchell Courthouse - HVAC Replacement	\$0	\$33,000
PRJ003078 Courthouse Cummings - Freight Elevator Upgrades	\$0	\$1,750
PRJ003079 Clarence Mitchell Courthouse - Electrical Service Upgrade	\$0	\$200
PRJ003080 Courthouse Cummings - HVAC Replacement	\$0	\$250
PRJ003081 Courthouse Cummings - Electrical Service Upgrade	\$0	\$225
PRJ003082 School 33 - Full roof, gutter, and downspout Replacement	\$0	\$300

DEPARTMENT OF GENERAL SERVICES

Project Name	FY26	FY27-31
PRJ003083 Bromo Arts Tower - Exterior Façade Restoration	\$1,200	\$0
PRJ003092 Baltimore City Police Department - Police K9 Unit Relocation Study	\$0	\$500
PRJ003093 Baltimore City Police Department - SWAT Relocation Study	\$0	\$500
PRJ003484 Engine 4 - Kitchen Renovation	\$0	\$150
PRJ003485 Northwest CAC - Electrical Upgrade, Window Replacement	\$0	\$3,550
PRJ003486 Hatton Senior Center - Roof Replacement	\$0	\$400
PRJ003487 MOED Building - HVAC Replacement	\$0	\$10,500
PRJ003488 Northwest Police District - HVAC Replacement	\$0	\$3,300
PRJ003489 Northwest Police District - Female Locker and Bathrooms	\$0	\$1,300
PRJ003490 Northwest Police District - Cell Block Conversion	\$0	\$1,500
PRJ003491 Northwest Police District - Gym and Breakroom	\$0	\$500
Total - CAP009197 CAP General Services	\$14,600	\$210,000
PRJ001888 923089 Forest Park Library - Addition and Renovation	\$1,000	\$0
PRJ003123 Hamilton Branch Library - Full Renovation	\$0	\$10,250
Total - CAP009457 CAP Enoch Pratt Free Library	\$1,000	\$10,250
PRJ002554 998001 534-001 Convention Center Annual Contribution	\$850	\$1,000
PRJ003181 Convention Center (West Side) - Elevator Upgrades	\$0	\$2,000
PRJ003182 Convention Center - Additional Generator	\$0	\$1,500
PRJ003183 Convention Center (East & West) - Roof Replacement	\$0	\$4,798
PRJ003191 Convention Center - HVAC Water Circulation Pumps	\$0	\$1,500
PRJ003193 Convention Center - Waste Sorting Control Area	\$0	\$300
PRJ003197 Convention Center - Fire Alarm Replacement	\$0	\$4,500
PRJ003202 Convention Center - Security Bollard Upgrades	\$0	\$275
PRJ003492 Convention Center - Replace Dry Sprinkler System at Loading Dock	\$0	\$600
PRJ003493 Convention Center - Install Hydronic Boiler	\$0	\$577
PRJ003494 Convention Center - Install Window Shades	\$0	\$178
PRJ003495 Convention Center - West 400 Bathroom and VIP Suites Renovation	\$0	\$1,610
PRJ003496 Convention Center - Replace Double Decker Escalator	\$0	\$4,866

DEPARTMENT OF GENERAL SERVICES

Project Name	FY26	FY27-31
Total - CAP009534 CAP Convention Center	\$850	\$23,705
PRJ000705 905222 McKim Free School HVAC	-\$400	\$0
Total - RES009194 RES General Services	-\$400	\$0
PRJ001111 Northwood Branch Library - Full Renovation	\$0	\$5,050
PRJ002354 917016 Hollins Senior Admin BLD - Roof Replacement	\$0	\$550
Total - RES009458 RES Enoch Pratt Free Library	\$0	\$5,600

PRJ002554 998001 534-001 Convention Center Annual Contribution

Department of General Services Annual Contribution.

Project type

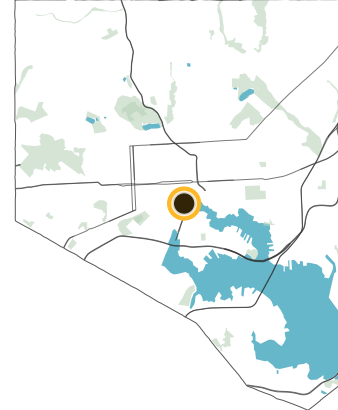
City-Owned Project – State of Good Repair

Cost center

CAP009534 CAP Convention Center

Location

1 West Pratt St. (B06033)



Recommended funding by phase and revenue source

Phase	FY26	FY27	FY28	FY29	FY30	FY31
Unspecified	650	0	0	0	0	0
Construction	200	200	200	200	200	200

Source	FY26	FY27	FY28	FY29	FY30	FY31
GO Bond - Infra.	200	200	200	200	200	200
PAYGO	650	0	0	0	0	0
Total	\$850	\$200	\$200	\$200	\$200	\$200

Estimated costs

	Estimate
Design	0
Construction	0
Other	1,800
Total	\$1,800

PRJ003181 Convention Center (West Side) - Elevator Upgrades

Modernize the West side elevators and control systems, which have exceeded their useful life.

Project type

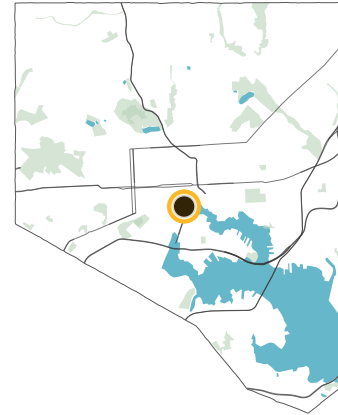
City-Owned Project – State of Good Repair

Cost center

CAP009534 CAP Convention Center

Location

1 West Pratt St. (B06033)



Recommended funding by phase and revenue source

Phase	FY26	FY27	FY28	FY29	FY30	FY31
Planning/Design	0	0	0	0	180	0
Construction	0	0	0	0	1,820	0

Source	FY26	FY27	FY28	FY29	FY30	FY31
GO Bond - Infra.	0	0	0	0	2,000	0
Total	\$0	\$0	\$0	\$0	\$2,000	\$0

Estimated costs

	Estimate
Design	180
Construction	1,400
Other	420
Total	\$2,000

PRJ003182 Convention Center - Additional Generator

Install a second backup generator on property to service the emergency needs of the building.

Project type

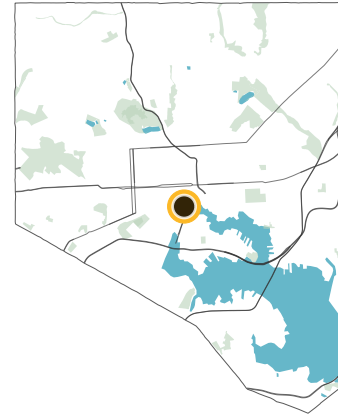
City-Owned Project – State of Good Repair

Cost center

CAP009534 CAP Convention Center

Location

1 West Pratt St. (B06033)



Recommended funding by phase and revenue source

Phase	FY26	FY27	FY28	FY29	FY30	FY31
Planning/Design	0	0	0	425	0	0
Construction	0	0	0	1,075	0	0

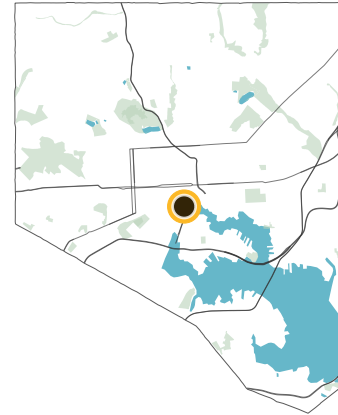
Source	FY26	FY27	FY28	FY29	FY30	FY31
GO Bond - Infra.	0	0	0	1,500	0	0
Total	\$0	\$0	\$0	\$1,500	\$0	\$0

Estimated costs

	Estimate
Design	25
Construction	1,325
Other	150
Total	\$1,500

PRJ003183 Convention Center (East & West) - Roof Replacement

Replace the existing roof due to wear, weather-related damage, and age-related deterioration to ensure the safety, integrity, and long-term durability of the building.



Project type

City-Owned Project – State of Good Repair

Cost center

CAP009534 CAP Convention Center

Location

1 West Pratt St. (B06033)

Recommended funding by phase and revenue source

Phase	FY26	FY27	FY28	FY29	FY30	FY31
Planning/Design	0	0	0	325	0	0
Construction	0	0	0	0	4,473	0

Source	FY26	FY27	FY28	FY29	FY30	FY31
GO Bond - Infra.	0	0	0	325	4,473	0
Total	\$0	\$0	\$0	\$325	\$4,473	\$0

Estimated costs

	Estimate
Design	150
Construction	3,642
Other	1,008
Total	\$4,800

PRJ003191 Convention Center - HVAC Water Circulation Pumps

Replace the failed or failing pumps in the buildings HVAC circulation network.

Project type

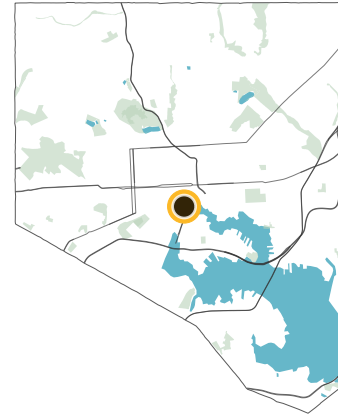
City-Owned Project – State of Good Repair

Cost center

CAP009534 CAP Convention Center

Location

1 West Pratt St. (B06033)



Recommended funding by phase and revenue source

Phase	FY26	FY27	FY28	FY29	FY30	FY31
Construction	0	1,500	0	0	0	0

Source	FY26	FY27	FY28	FY29	FY30	FY31
GO Bond - Infra.	0	1,500	0	0	0	0
Total	\$0	\$1,500	\$0	\$0	\$0	\$0

Estimated costs

	Estimate
Design	0
Construction	0
Other	1,500
Total	\$1,500

PRJ003193 Convention Center - Waste Sorting Control Area

Create a dedicated waste sorting area for solid and hazardous waste.

Project type

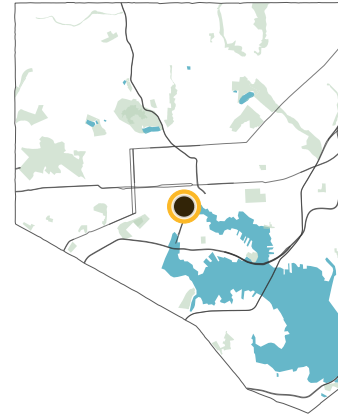
City-Owned Project – State of Good Repair

Cost center

CAP009534 CAP Convention Center

Location

1 West Pratt St. (B06033)



Recommended funding by phase and revenue source

Phase	FY26	FY27	FY28	FY29	FY30	FY31
Construction	0	0	0	0	0	300

Source	FY26	FY27	FY28	FY29	FY30	FY31
GO Bond - Infra.	0	0	0	0	0	300
Total	\$0	\$0	\$0	\$0	\$0	\$300

Estimated costs

	Estimate
Design	0
Construction	0
Other	300
Total	\$300

PRJ003197 Convention Center - Fire Alarm Replacement

Replace the deteriorating fire alarm system with a new, compliant one to enhance safety and meet essential standards.

Project type

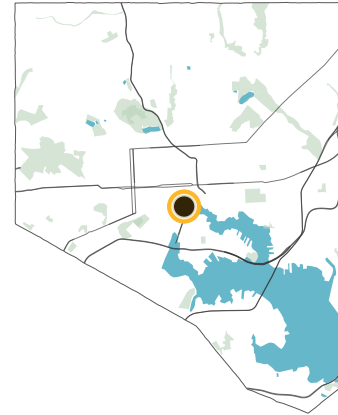
City-Owned Project – State of Good Repair

Cost center

CAP009534 CAP Convention Center

Location

1 West Pratt St. (B06033)



Recommended funding by phase and revenue source

Phase	FY26	FY27	FY28	FY29	FY30	FY31
Planning/Design	0	0	0	0	180	0
Construction	0	0	0	0	1,320	3,000

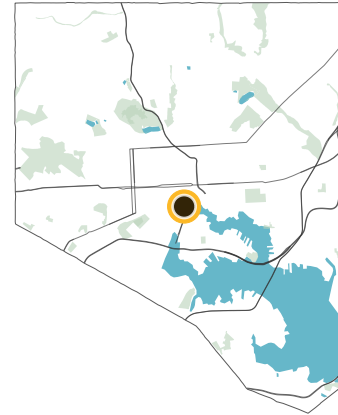
Source	FY26	FY27	FY28	FY29	FY30	FY31
GO Bond - Infra.	0	0	0	0	1,500	3,000
Total	\$0	\$0	\$0	\$0	\$1,500	\$3,000

Estimated costs

	Estimate
Design	180
Construction	3,533
Other	787
Total	\$4,500

PRJ003202 Convention Center - Security Bollard Upgrades

Replace or reposition Bollards that are not properly placed to be effective and add new bollards in unprotected areas of vulnerability.



Project type

City-Owned Project – State of Good Repair

Cost center

CAP009534 CAP Convention Center

Location

1 West Pratt St. (B06033)

Recommended funding by phase and revenue source

Phase	FY26	FY27	FY28	FY29	FY30	FY31
Planning/Design	0	28	0	0	0	0
Construction	0	247	0	0	0	0

Source	FY26	FY27	FY28	FY29	FY30	FY31
GO Bond - Infra.	0	275	0	0	0	0
Total	\$0	\$275	\$0	\$0	\$0	\$0

Estimated costs

	Estimate
Design	28
Construction	198
Other	50
Total	\$275

PRJ003492 Convention Center - Replace Dry Sprinkler System at Loading Dock

Replace all dry system dock sprinkler piping and valves.

Project type

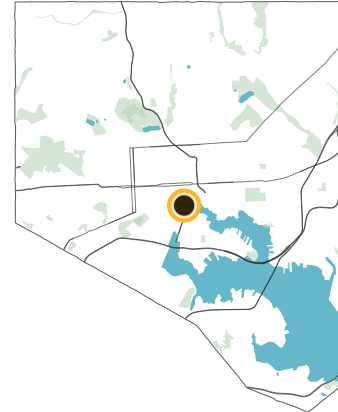
City-Owned Project – State of Good Repair

Cost center

CAP009534 CAP Convention Center

Location

1 West Pratt St. (B06033)



Recommended funding by phase and revenue source

Phase	FY26	FY27	FY28	FY29	FY30	FY31
Construction	0	0	600	0	0	0

Source	FY26	FY27	FY28	FY29	FY30	FY31
GO Bond - Infra.	0	0	600	0	0	0
Total	\$0	\$0	\$600	\$0	\$0	\$0

Estimated costs

	Estimate
Design	46
Construction	428
Other	126
Total	\$600

PRJ003493 Convention Center - Install Hydronic Boiler

Install a mid-temp hydronic boiler.

Project type

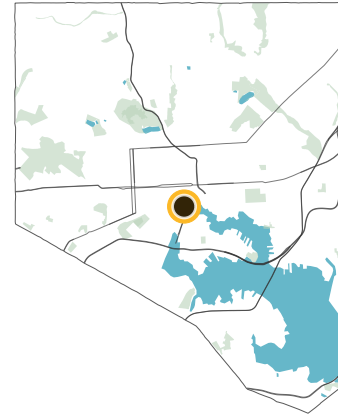
City-Owned Project – State of Good Repair

Cost center

CAP009534 CAP Convention Center

Location

1 West Pratt St. (B06033)



Recommended funding by phase and revenue source

Phase	FY26	FY27	FY28	FY29	FY30	FY31
Planning/Design	0	0	50	527	0	0
Source	FY26	FY27	FY28	FY29	FY30	FY31
GO Bond - Infra.	0	0	50	527	0	0
Total	\$0	\$0	\$50	\$527	\$0	\$0

Estimated costs

	Estimate
Design	52
Construction	406
Other	122
Total	\$580

PRJ003494 Convention Center - Install Window Shades

Install Window Shades.

Project type

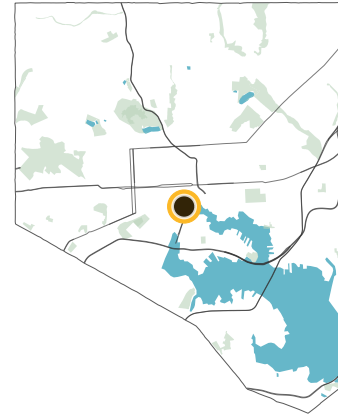
City-Owned Project – State of Good Repair

Cost center

CAP009534 CAP Convention Center

Location

1 West Pratt St. (B06033)



Recommended funding by phase and revenue source

Phase	FY26	FY27	FY28	FY29	FY30	FY31
Construction	0	178	0	0	0	0

Source	FY26	FY27	FY28	FY29	FY30	FY31
GO Bond - Infra.	0	178	0	0	0	0
Total	\$0	\$178	\$0	\$0	\$0	\$0

Estimated costs

	Estimate
Design	0
Construction	178
Other	0
Total	\$178

PRJ003495 Convention Center - West 400 Bathroom and VIP Suites Renovation

Renovate west 400 Bathroom and VIP Suites.

Project type

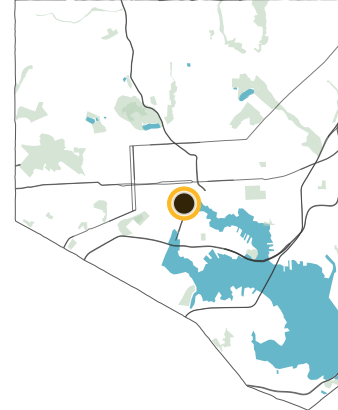
City-Owned Project – State of Good Repair

Cost center

CAP009534 CAP Convention Center

Location

1 West Pratt St. (B06033)



Recommended funding by phase and revenue source

Phase	FY26	FY27	FY28	FY29	FY30	FY31
Construction	0	0	0	0	1,417	0
Planning/Design	0	0	0	193	0	0

Source	FY26	FY27	FY28	FY29	FY30	FY31
GO Bond - Infra.	0	0	0	193	1,417	0
Total	\$0	\$0	\$0	\$193	\$1,417	\$0

Estimated costs

	Estimate
Design	193
Construction	1,079
Other	338
Total	\$1,610

PRJ003496 Convention Center - Replace Double Decker Escalator

Perform upgrades to the existing double decker escalators 21,22,23 and 24.

Project type

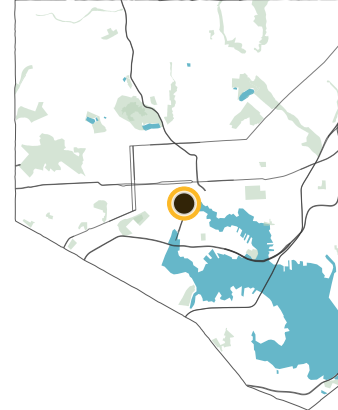
City-Owned Project – State of Good Repair

Cost center

CAP009534 CAP Convention Center

Location

1 West Pratt St. (B06033)



Recommended funding by phase and revenue source

Phase	FY26	FY27	FY28	FY29	FY30	FY31
Construction	0	480	4,270	0	0	0
Planning/Design	0	116	0	0	0	0

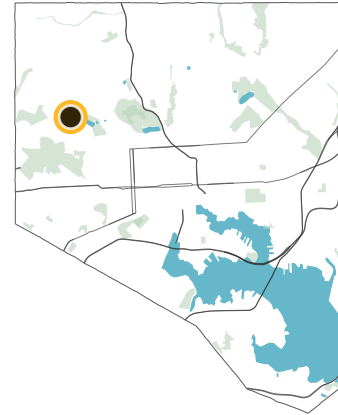
Source	FY26	FY27	FY28	FY29	FY30	FY31
GO Bond - Infra.	0	596	4,270	0	0	0
Total	\$0	\$596	\$4,270	\$0	\$0	\$0

Estimated costs

	Estimate
Design	116
Construction	3,738
Other	1,013
Total	\$4,866

PRJ001888 92308g Forest Park Library - Addition and Renovation

Execute a comprehensive interior fit-out for the entire building, incorporating numerous ADA upgrades, installing a new elevator, and expanding the overall footprint with a new addition.



Project type

City-Owned Project – Modernization

Cost center

CAP009457 CAP Enoch Pratt Free Library

Location

3023 Garrison Blvd. (B06060)

Recommended funding by phase and revenue source

Phase	FY26	FY27	FY28	FY29	FY30	FY31
Construction	1,000	0	0	0	0	0

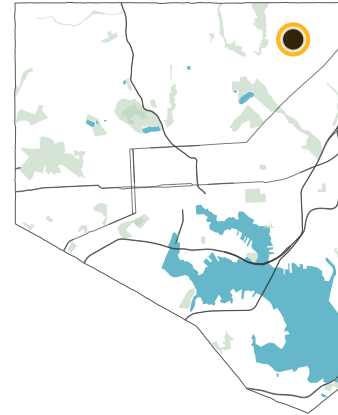
Source	FY26	FY27	FY28	FY29	FY30	FY31
State Grant	1,000	0	0	0	0	0
Total	\$1,000	\$0	\$0	\$0	\$0	\$0

Estimated costs

	Estimate
Design	633
Construction	7,899
Other	2,268
Total	\$10,800

PRJ003123 Hamilton Branch Library - Full Renovation

Perform a comprehensive interior renovation of the library, focusing on modernizing all interior spaces and finishes, upgrading electrical systems, fire alarm, and sprinkler systems, replacing windows for improved energy efficiency, and implementing ADA upgrades.



Project type

City-Owned Project – Modernization

Cost center

CAP009457 CAP Enoch Pratt Free Library

Location

5910 Harford Rd. (B06072)

Recommended funding by phase and revenue source

Phase	FY26	FY27	FY28	FY29	FY30	FY31
Planning/Design	0	0	0	250	0	0
Construction	0	0	0	0	10,000	0

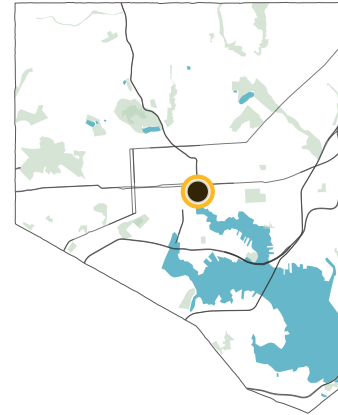
Source	FY26	FY27	FY28	FY29	FY30	FY31
GO Bond - Infra.	0	0	0	250	10,000	0
Total	\$0	\$0	\$0	\$250	\$10,000	\$0

Estimated costs

	Estimate
Design	250
Construction	6,800
Other	3,200
Total	\$10,250

PRJ000528 904230 Abel Wolman HVAC and Fire Protection

Upgrade and replace multiple building systems to meet the necessary codes and standards, including enhancing the electrical system, fire safety infrastructure, and addressing malfunctioning mechanical and plumbing equipment. Furthermore, the project will entail a complete replacement of the existing roof.



Project type

City-Owned Project – State of Good Repair

Cost center

CAP009197 CAP General Services

Location

200 N Holliday St. (B00057)

Recommended funding by phase and revenue source

Phase	FY26	FY27	FY28	FY29	FY30	FY31
Construction	0	0	0	25,000	20,000	0

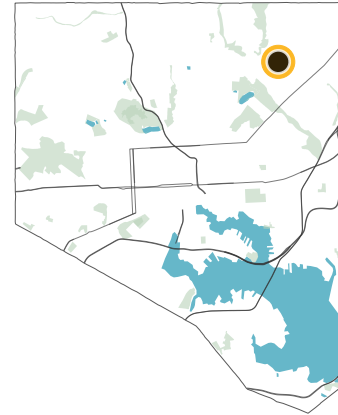
Source	FY26	FY27	FY28	FY29	FY30	FY31
GO Bond - Infra.	0	0	0	25,000	20,000	0
Total	\$0	\$0	\$0	\$25,000	\$20,000	\$0

Estimated costs

	Estimate
Design	1,599
Construction	66,046
Other	16,999
Total	\$84,645

PRJ00088g 906226 Harford Sr Envelope Upgrades

Construct an exterior ADA compliant ramp and landings, upgrade interior lighting, remodel the existing kitchen, implement several ADA compliant interior alterations, upgrade restroom facilities, and make necessary alterations to HVAC and electrical systems.



Project type

City-Owned Project – State of Good Repair

Cost center

CAP009197 CAP General Services

Location

4920 Harford Rd. (B09864)

Recommended funding by phase and revenue source

Phase	FY26	FY27	FY28	FY29	FY30	FY31
Construction	2,000	0	0	0	0	0

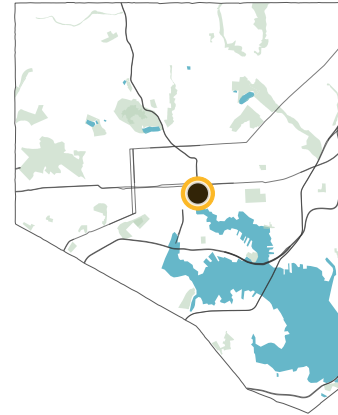
Source	FY26	FY27	FY28	FY29	FY30	FY31
GO Bond - Infra.	2,000	0	0	0	0	0
Total	\$2,000	\$0	\$0	\$0	\$0	\$0

Estimated costs

	Estimate
Design	276
Construction	3,517
Other	1,107
Total	\$4,900

PRJ001009 907105 City Hall Extension Stone Walls Renovation

Restore the marble façade of City Hall by repairing and replacing damaged stones, re-pointing failed mortar joints, and upgrading existing waterproofing measures. Performing these vital tasks addresses life-safety concerns and ensures the preservation of the building’s historic value for the future.



Project type

City-Owned Project – State of Good Repair

Cost center

CAP009197 CAP General Services

Location

100 N. Holliday St. (B00056)

Recommended funding by phase and revenue source

Phase	FY26	FY27	FY28	FY29	FY30	FY31
Construction	500	0	0	0	0	0
Source	FY26	FY27	FY28	FY29	FY30	FY31
GO Bond - Infra.	500	0	0	0	0	0
Total	\$500	\$0	\$0	\$0	\$0	\$0

Estimated costs

	Estimate
Design	180
Construction	15,934
Other	850
Total	\$16,965

PRJ002446 904294 197-294 Star Spangled Banner Flag House HVAC Upgrades

Replace the outdated HVAC system, which has exceeded its useful life, with modern, energy-efficient equipment.

Project type

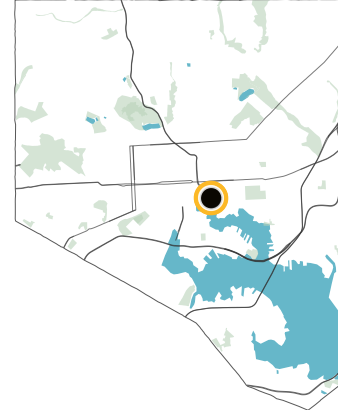
City-Owned Project – State of Good Repair

Cost center

CAP009197 CAP General Services

Location

844 E. Pratt St. (B00229)



Recommended funding by phase and revenue source

Phase	FY26	FY27	FY28	FY29	FY30	FY31
Construction	1,000	0	0	0	0	0

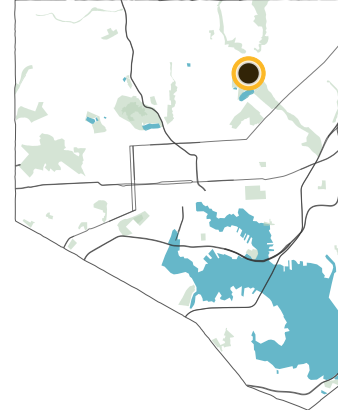
Source	FY26	FY27	FY28	FY29	FY30	FY31
GO Bond - Infra.	1,000	0	0	0	0	0
Total	\$1,000	\$0	\$0	\$0	\$0	\$0

Estimated costs

	Estimate
Design	89
Construction	1,096
Other	315
Total	\$1,500

PRJ002456 906365 197-365 Northeast Police District Station Renovation or Replacement

Construct a new ground-up facility capable of meeting modern policing needs for the relocation of the Northeastern Police Station from its current location.



Project type

City-Owned Project – New Asset

Cost center

CAP009197 CAP General Services

Location

4701 Sinclair Ln. (Proposed)

Recommended funding by phase and revenue source

Phase	FY26	FY27	FY28	FY29	FY30	FY31
Construction	0	32,400	0	0	0	0

Source	FY26	FY27	FY28	FY29	FY30	FY31
GO Bond - Infra.	0	32,400	0	0	0	0
Total	\$0	\$32,400	\$0	\$0	\$0	\$0

Estimated costs

	Estimate
Design	6,443
Construction	36,611
Other	14,274
Total	\$57,328

PRJ002463 908342 197-342 Southwest District Female Lockers and Bathrooms

Renovate the existing female restroom and locker area within the building.

Project type

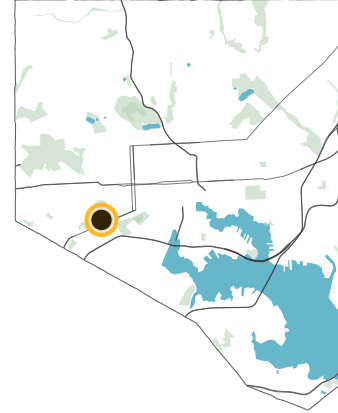
City-Owned Project – Modernization

Cost center

CAP009197 CAP General Services

Location

424 Font Hill Ave. (B00030)



Recommended funding by phase and revenue source

Phase	FY26	FY27	FY28	FY29	FY30	FY31
Planning/Design	0	150	0	0	0	0
Construction	0	1,050	0	0	0	0

Source	FY26	FY27	FY28	FY29	FY30	FY31
GO Bond - Infra.	0	1,200	0	0	0	0
Total	\$0	\$1,200	\$0	\$0	\$0	\$0

Estimated costs

	Estimate
Design	150
Construction	798
Other	252
Total	\$1,200

PRJ002474 921300 197-300 Elevator Replacement at School 33

Replace the existing outdated and failing lift elevator with a new ADA compliant one.

Project type

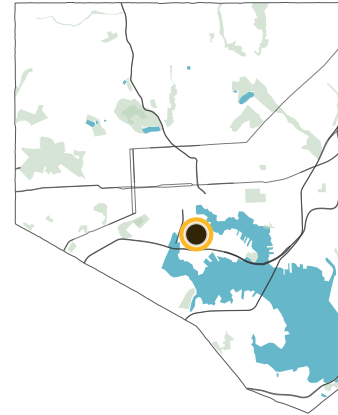
City-Owned Project – State of Good Repair

Cost center

CAP009197 CAP General Services

Location

1427 Light St. (B00081)



Recommended funding by phase and revenue source

Phase	FY26	FY27	FY28	FY29	FY30	FY31
Construction	0	200	0	0	0	0

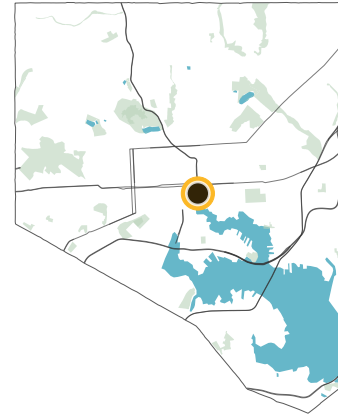
Source	FY26	FY27	FY28	FY29	FY30	FY31
GO Bond - Infra.	0	200	0	0	0	0
Total	\$0	\$200	\$0	\$0	\$0	\$0

Estimated costs

	Estimate
Design	0
Construction	166
Other	34
Total	\$200

PRJ002749 City Hall HVAC/Floodproofing (Study)

Conduct a study to replace the outdated HVAC system with modern, energy-efficient equipment, assessing its impact on daily operations and ensuring compliance with flood plan requirements.



Project type

City-Owned Project – State of Good Repair

Cost center

CAP009197 CAP General Services

Location

100 N. Holliday St. (B00056)

Recommended funding by phase and revenue source

Phase	FY26	FY27	FY28	FY29	FY30	FY31
Construction	0	0	0	0	12,835	0

Source	FY26	FY27	FY28	FY29	FY30	FY31
GO Bond - Infra.	0	0	0	0	12,835	0
Total	\$0	\$0	\$0	\$0	\$12,835	\$0

Estimated costs

	Estimate
Design	650
Construction	10,585
Other	1,650
Total	\$12,885

PRJ002813 Southeastern Police District - HVAC Replacement

Replace the outdated HVAC system, which has exceeded its useful life, with modern, energy-efficient equipment.

Project type

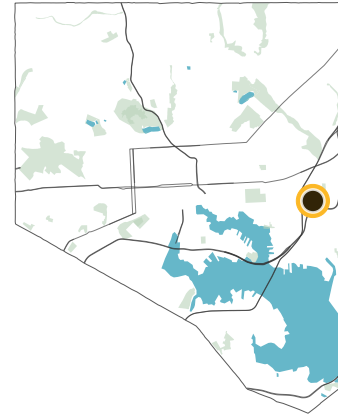
City-Owned Project – State of Good Repair

Cost center

CAP009197 CAP General Services

Location

5710 Eastern Ave. (B00029)



Recommended funding by phase and revenue source

Phase	FY26	FY27	FY28	FY29	FY30	FY31
Construction	4,750	0	0	0	0	0

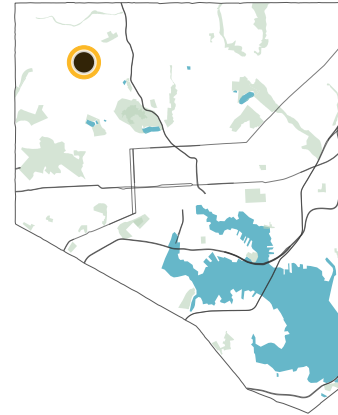
Source	FY26	FY27	FY28	FY29	FY30	FY31
GO Bond - Infra.	4,750	0	0	0	0	0
Total	\$4,750	\$0	\$0	\$0	\$0	\$0

Estimated costs

	Estimate
Design	289
Construction	3,972
Other	1,039
Total	\$5,299

PRJ003009 Baltimore Regional Training Center - Roof

Replace the existing roof due to wear, weather-related damage, and age-related deterioration to ensure the safety, integrity, and long-term durability of the building.



Project type

City-Owned Project – State of Good Repair

Cost center

CAP009197 CAP General Services

Location

4910 Park Heights Ave. (B02034)

Recommended funding by phase and revenue source

Phase	FY26	FY27	FY28	FY29	FY30	FY31
Planning/Design	0	0	0	150	0	0
Construction	0	0	0	1,050	0	0

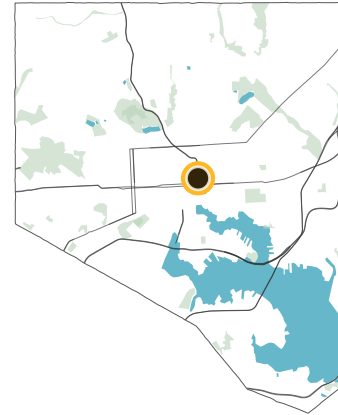
Source	FY26	FY27	FY28	FY29	FY30	FY31
GO Bond - Infra.	0	0	0	1,200	0	0
Total	\$0	\$0	\$0	\$1,200	\$0	\$0

Estimated costs

	Estimate
Design	150
Construction	798
Other	252
Total	\$1,200

PRJ003010 Weinberg Housing- Fire Alarm Systems

Replace the deteriorating fire alarm system with a new, compliant one to enhance safety and meet essential standards.



Project type

City-Owned Project – State of Good Repair

Cost center

CAP009197 CAP General Services

Location

620 Fallsway (B00163)

Recommended funding by phase and revenue source

Phase	FY26	FY27	FY28	FY29	FY30	FY31
Planning/Design	0	0	0	0	89	0
Construction	0	0	0	0	611	0

Source	FY26	FY27	FY28	FY29	FY30	FY31
GO Bond - Infra.	0	0	0	0	700	0
Total	\$0	\$0	\$0	\$0	\$700	\$0

Estimated costs

	Estimate
Design	89
Construction	464
Other	147
Total	\$700

PRJ003011 City Hall - Fire Alarm System upgrade

Replace the deteriorating fire alarm system with a new, compliant one to enhance safety and meet essential standards.

Project type

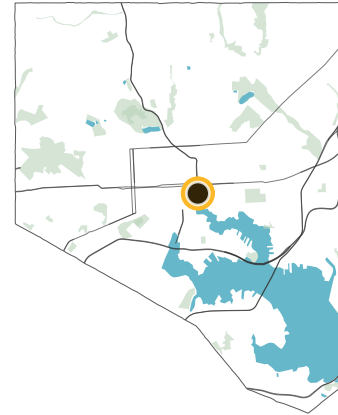
City-Owned Project – State of Good Repair

Cost center

CAP009197 CAP General Services

Location

100 N. Holliday St. (B00056)



Recommended funding by phase and revenue source

Phase	FY26	FY27	FY28	FY29	FY30	FY31
Construction	0	0	0	0	0	2,900
Planning/Design	0	0	0	0	0	200

Source	FY26	FY27	FY28	FY29	FY30	FY31
GO Bond - Infra.	0	0	0	0	0	3,100
Total	\$0	\$0	\$0	\$0	\$0	\$3,100

Estimated costs

	Estimate
Design	200
Construction	2,151
Other	749
Total	\$3,100

PRJ003012 City Hall - Generator Replacement

Replace the obsolete generator and emergency panel, surpassing their useful life, by installing modern, energy-efficient equipment.

Project type

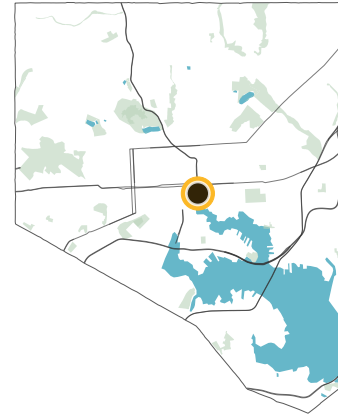
City-Owned Project – State of Good Repair

Cost center

CAP009197 CAP General Services

Location

100 N. Holliday St. (B00056)



Recommended funding by phase and revenue source

Phase	FY26	FY27	FY28	FY29	FY30	FY31
Construction	0	0	0	0	0	250

Source	FY26	FY27	FY28	FY29	FY30	FY31
GO Bond - Infra.	0	0	0	0	0	250
Total	\$0	\$0	\$0	\$0	\$0	\$250

Estimated costs

	Estimate
Design	0
Construction	225
Other	25
Total	\$250

PRJ003018 Baltimore Regional Training Center - Windows and HVAC systems

Replace HVAC equipment and windows at this location that are both beyond their useful life.

Project type

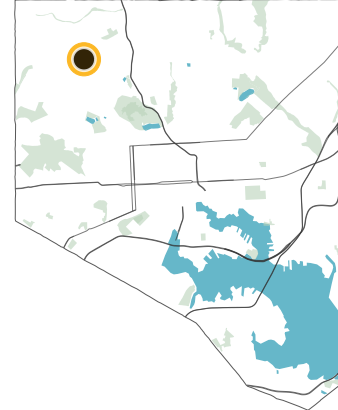
City-Owned Project – State of Good Repair

Cost center

CAP009197 CAP General Services

Location

4910 Park Heights Ave. (B02034)



Recommended funding by phase and revenue source

Phase	FY26	FY27	FY28	FY29	FY30	FY31
Planning/Design	0	0	0	500	0	0
Construction	0	0	0	2,500	0	0

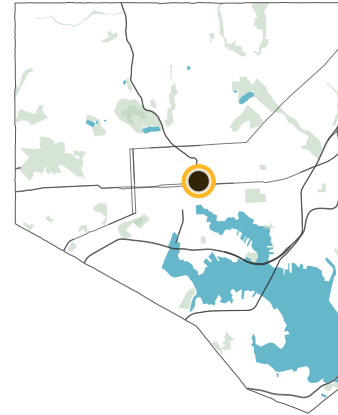
Source	FY26	FY27	FY28	FY29	FY30	FY31
GO Bond - Infra.	0	0	0	3,000	0	0
Total	\$0	\$0	\$0	\$3,000	\$0	\$0

Estimated costs

	Estimate
Design	500
Construction	1,870
Other	630
Total	\$3,000

PRJ003021 DOT Survey and Records - Roof Replacement

Replace the existing roof due to wear, weather-related damage, and age-related deterioration to ensure the safety, integrity, and long-term durability of the building.



Project type

City-Owned Project – State of Good Repair

Cost center

CAP009197 CAP General Services

Location

510 Fallsway
(B00164)

Recommended funding by phase and revenue source

Phase	FY26	FY27	FY28	FY29	FY30	FY31
Construction	0	0	0	680	0	0
Planning/Design	0	0	0	70	0	0

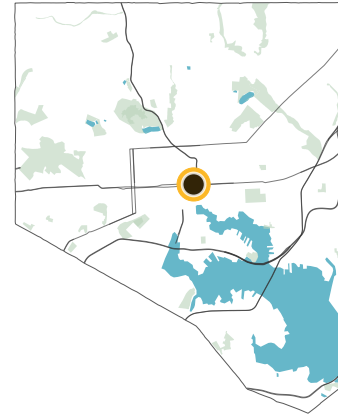
Source	FY26	FY27	FY28	FY29	FY30	FY31
GO Bond - Infra.	0	0	0	750	0	0
Total	\$0	\$0	\$0	\$750	\$0	\$0

Estimated costs

	Estimate
Design	70
Construction	522
Other	158
Total	\$750

PRJ003022 DOT Traffic Management Center - Roof Replacement

Replace the existing roof due to wear, weather-related damage, and age-related deterioration to ensure the safety, integrity, and long-term durability of the building.



Project type

City-Owned Project – State of Good Repair

Cost center

CAP009197 CAP General Services

Location

414 N. Calvert St. (B00060)

Recommended funding by phase and revenue source

Phase	FY26	FY27	FY28	FY29	FY30	FY31
Planning/Design	0	0	18	0	0	0
Construction	0	0	912	0	0	0

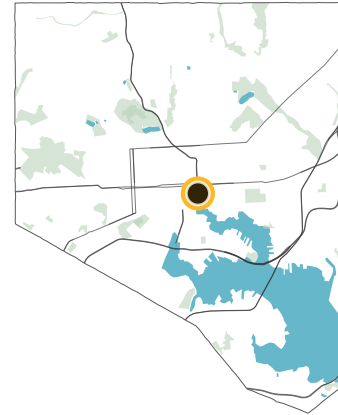
Source	FY26	FY27	FY28	FY29	FY30	FY31
GO Bond - Infra.	0	0	930	0	0	0
Total	\$0	\$0	\$930	\$0	\$0	\$0

Estimated costs

	Estimate
Design	18
Construction	717
Other	195
Total	\$930

PRJ003023 City Hall - Fire Protection upgrade

Upgrade the fire protection system to meet building codes, addressing areas lacking coverage or functionality.



Project type

City-Owned Project – State of Good Repair

Cost center

CAP009197 CAP General Services

Location

100 N. Holliday St. (B00056)

Recommended funding by phase and revenue source

Phase	FY26	FY27	FY28	FY29	FY30	FY31
Planning/Design	0	0	0	0	0	180
Construction	0	0	0	0	0	2,320

Source	FY26	FY27	FY28	FY29	FY30	FY31
GO Bond - Infra.	0	0	0	0	0	2,500
Total	\$0	\$0	\$0	\$0	\$0	\$2,500

Estimated costs

	Estimate
Design	180
Construction	1,795
Other	525
Total	\$2,500

PRJ003026 Benton Building - Elevator Upgrade

Replace all elevators and related equipment that have exceeded their useful life and are no longer functioning properly

Project type

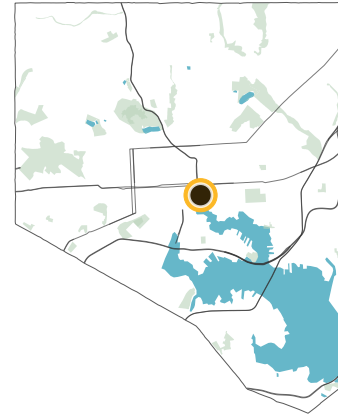
City-Owned Project – State of Good Repair

Cost center

CAP009197 CAP General Services

Location

417 E. Fayette St. (B00050)



Recommended funding by phase and revenue source

Phase	FY26	FY27	FY28	FY29	FY30	FY31
Planning/Design	0	0	0	0	0	500
Construction	0	0	0	0	0	400

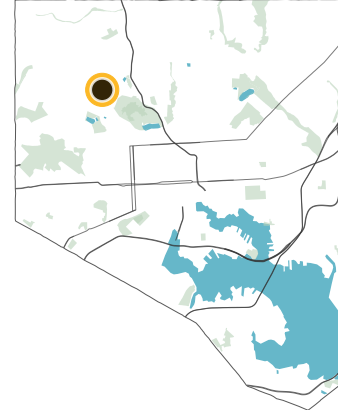
Source	FY26	FY27	FY28	FY29	FY30	FY31
GO Bond - Infra.	0	0	0	0	0	900
Total	\$0	\$0	\$0	\$0	\$0	\$900

Estimated costs

	Estimate
Design	500
Construction	7,005
Other	1,995
Total	\$9,500

PRJ003027 Northwest CAC - Fire Protection Upgrade, HVAC Replacement

Replacement of the outdated HVAC and fire protection system, which have surpassed their useful life or in various states of disrepair.



Project type

City-Owned Project – State of Good Repair

Cost center

CAP009197 CAP General Services

Location

3939 Reisterstown Rd. (B00182)

Recommended funding by phase and revenue source

Phase	FY26	FY27	FY28	FY29	FY30	FY31
Construction	0	4,372	0	0	0	0

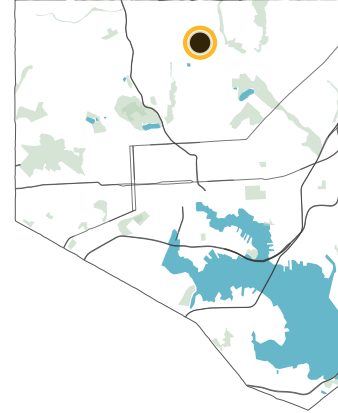
Source	FY26	FY27	FY28	FY29	FY30	FY31
GO Bond - Infra.	0	4,372	0	0	0	0
Total	\$0	\$4,372	\$0	\$0	\$0	\$0

Estimated costs

	Estimate
Design	350
Construction	4,734
Other	1,788
Total	\$6,872

PRJ003029 Northern Community Action Center – Redevelopment, Reconstruction, and Expansion

Plan, design, repair, renovate, and/or reconstruct the Northern Community Action Center (5225 York Road) site to increase opportunities for health care, educational, and social enterprise uses as a part of the Greater Govans York Road Corridor Plan.



Project type

City-Owned Project – State of Good Repair

Cost center

CAP009197 CAP General Services

Location

5225 York Rd.
(B00181)

Recommended funding by phase and revenue source

Phase	FY26	FY27	FY28	FY29	FY30	FY31
Construction	1,850	0	0	0	0	1,100
Planning/Design	0	0	0	0	0	100

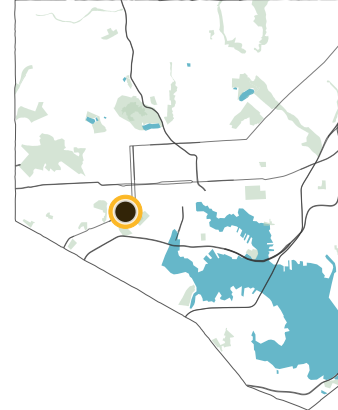
Source	FY26	FY27	FY28	FY29	FY30	FY31
GO Bond - Infra.	0	0	0	0	0	1,200
State Grant	1,850	0	0	0	0	0
Total	\$1,850	\$0	\$0	\$0	\$0	\$1,200

Estimated costs

	Estimate
Design	100
Construction	2,112
Other	588
Total	\$2,800

PRJ003032 Samuel Morse - Water Distribution & Fire Protection System

Upgrade the building to code compliance by addressing the outdated and failing fire protection and domestic water distribution systems.



Project type

City-Owned Project – State of Good Repair

Cost center

CAP009197 CAP General Services

Location

424 S. Pulaski St. (B90980)

Recommended funding by phase and revenue source

Phase	FY26	FY27	FY28	FY29	FY30	FY31
Planning/Design	0	400	0	0	0	0
Construction	0	400	2,000	0	0	0

Source	FY26	FY27	FY28	FY29	FY30	FY31
GO Bond - Infra.	0	800	2,000	0	0	0
Total	\$0	\$800	\$2,000	\$0	\$0	\$0

Estimated costs

	Estimate
Design	400
Construction	1,775
Other	625
Total	\$2,800

PRJ003042 Police Annex - HVAC Replacement

Replace the outdated HVAC system, which has exceeded its useful life, with modern, energy-efficient equipment.

Project type

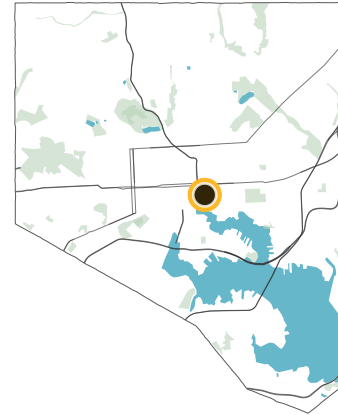
City-Owned Project – State of Good Repair

Cost center

CAP009197 CAP General Services

Location

601 E. Fayette St. (B00021)



Recommended funding by phase and revenue source

Phase	FY26	FY27	FY28	FY29	FY30	FY31
Planning/Design	0	0	250	0	0	0
Construction	0	0	850	4,150	0	0

Source	FY26	FY27	FY28	FY29	FY30	FY31
GO Bond - Infra.	0	0	1,100	4,150	0	0
Total	\$0	\$0	\$1,100	\$4,150	\$0	\$0

Estimated costs

	Estimate
Design	250
Construction	4,029
Other	1,271
Total	\$5,550

PRJ003043 Police Headquarters - HVAC Replacement

Replace the outdated HVAC system, which has exceeded its useful life, with modern, energy-efficient equipment.

Project type

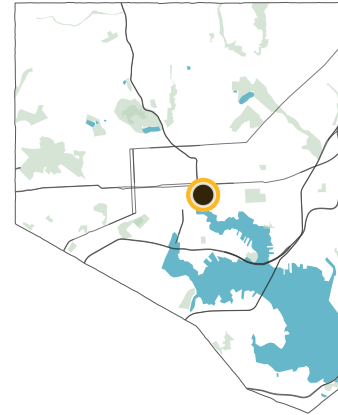
City-Owned Project – State of Good Repair

Cost center

CAP009197 CAP General Services

Location

601 E. Fayette St. (B00020)



Recommended funding by phase and revenue source

Phase	FY26	FY27	FY28	FY29	FY30	FY31
Planning/Design	0	0	325	0	0	0
Construction	0	0	475	2,500	0	0

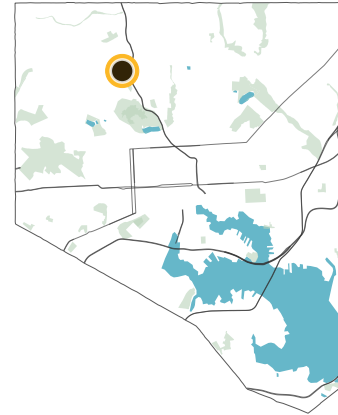
Source	FY26	FY27	FY28	FY29	FY30	FY31
GO Bond - Infra.	0	0	800	2,500	0	0
Total	\$0	\$0	\$800	\$2,500	\$0	\$0

Estimated costs

	Estimate
Design	325
Construction	14,527
Other	3,948
Total	\$18,800

PRJ003044 Northern District - HVAC Replacement

Replace the outdated HVAC system, which has exceeded its useful life, with modern, energy-efficient equipment.



Project type

City-Owned Project – State of Good Repair

Cost center

CAP009197 CAP General Services

Location

2201 W. Cold Spring Ln. (B00035)

Recommended funding by phase and revenue source

Phase	FY26	FY27	FY28	FY29	FY30	FY31
Planning/Design	0	0	0	0	160	0
Construction	0	0	0	0	3,340	0

Source	FY26	FY27	FY28	FY29	FY30	FY31
GO Bond - Infra.	0	0	0	0	3,500	0
Total	\$0	\$0	\$0	\$0	\$3,500	\$0

Estimated costs

	Estimate
Design	160
Construction	2,647
Other	693
Total	\$3,500

PRJ003045 Eastern District - HVAC Replacement

Replace the outdated HVAC system, which has exceeded its useful life, with modern, energy-efficient equipment.

Project type

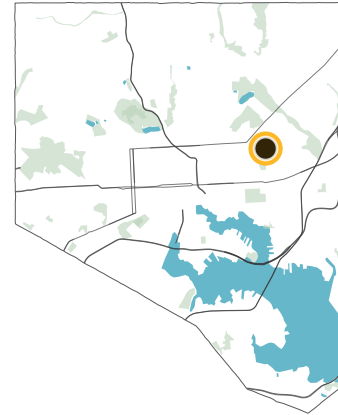
City-Owned Project – State of Good Repair

Cost center

CAP009197 CAP General Services

Location

1620 Edison Hwy. (B00027)



Recommended funding by phase and revenue source

Phase	FY26	FY27	FY28	FY29	FY30	FY31
Construction	3,140	0	0	0	0	0
Planning/Design	160	0	0	0	0	0

Source	FY26	FY27	FY28	FY29	FY30	FY31
GO Bond - Infra.	3,300	0	0	0	0	0
Total	\$3,300	\$0	\$0	\$0	\$0	\$0

Estimated costs

	Estimate
Design	160
Construction	2,447
Other	693
Total	\$3,300

PRJ003046 Southwest District - HVAC Replacement

Replace the outdated HVAC system, which has exceeded its useful life, with modern, energy-efficient equipment.

Project type

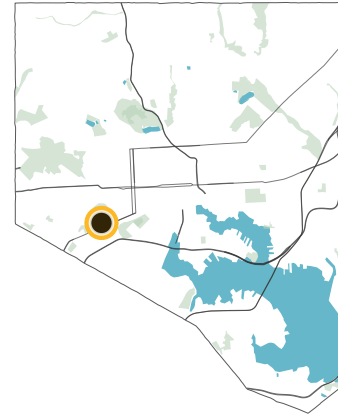
City-Owned Project – State of Good Repair

Cost center

CAP009197 CAP General Services

Location

424 Font Hill Ave. (B00030)



Recommended funding by phase and revenue source

Phase	FY26	FY27	FY28	FY29	FY30	FY31
Planning/Design	0	150	0	0	0	0
Construction	0	50	3,000	0	0	0

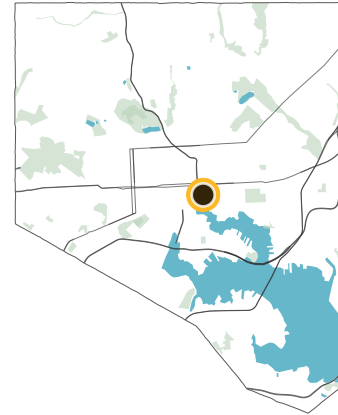
Source	FY26	FY27	FY28	FY29	FY30	FY31
GO Bond - Infra.	0	200	3,000	0	0	0
Total	\$0	\$200	\$3,000	\$0	\$0	\$0

Estimated costs

	Estimate
Design	150
Construction	2,650
Other	400
Total	\$3,200

PRJ003047 Police Headquarters - Security Upgrade

Replace the old, outdated security camera system with a new, modern security system at the building's main point of entry.



Project type

City-Owned Project – Modernization

Cost center

CAP009197 CAP General Services

Location

601 E. Fayette St. (B00020)

Recommended funding by phase and revenue source

Phase	FY26	FY27	FY28	FY29	FY30	FY31
Planning/Design	0	0	20	0	0	0
Construction	0	0	780	0	0	0

Source	FY26	FY27	FY28	FY29	FY30	FY31
GO Bond - Infra.	0	0	800	0	0	0
Total	\$0	\$0	\$800	\$0	\$0	\$0

Estimated costs

	Estimate
Design	20
Construction	623
Other	157
Total	\$800

PRJ003049 Southeast District - Office Build Out in Cell Block

Convert the buildings existing cell block space to functional office space.

Project type

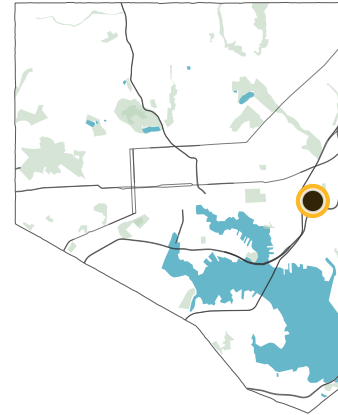
City-Owned Project – Modernization

Cost center

CAP009197 CAP General Services

Location

5710 Eastern Ave. (B00029)



Recommended funding by phase and revenue source

Phase	FY26	FY27	FY28	FY29	FY30	FY31
Planning/Design	0	0	0	0	0	100
Construction	0	0	0	0	0	900

Source	FY26	FY27	FY28	FY29	FY30	FY31
GO Bond - Infra.	0	0	0	0	0	1,000
Total	\$0	\$0	\$0	\$0	\$0	\$1,000

Estimated costs

	Estimate
Design	100
Construction	690
Other	210
Total	\$1,000

PRJ003050 Southwest District - Office Build Out in Cell Block

Convert the buildings existing cell block space to functional office space.

Project type

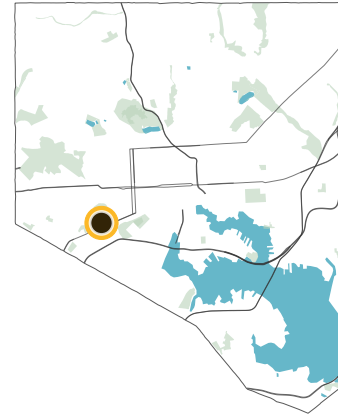
City-Owned Project – Modernization

Cost center

CAP009197 CAP General Services

Location

424 Font Hill Ave. (B00030)



Recommended funding by phase and revenue source

Phase	FY26	FY27	FY28	FY29	FY30	FY31
Planning/Design	0	0	0	0	0	100
Construction	0	0	0	0	0	900

Source	FY26	FY27	FY28	FY29	FY30	FY31
GO Bond - Infra.	0	0	0	0	0	1,000
Total	\$0	\$0	\$0	\$0	\$0	\$1,000

Estimated costs

	Estimate
Design	100
Construction	690
Other	210
Total	\$1,000

PRJ003051 Eastern District - Office Build Out in Cell Block

Convert the buildings existing cell block space to functional office space.

Project type

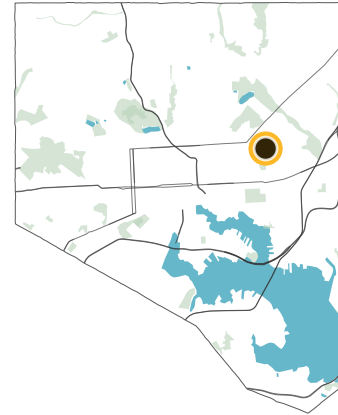
City-Owned Project – Modernization

Cost center

CAP009197 CAP General Services

Location

1620 Edison Hwy. (B00027)



Recommended funding by phase and revenue source

Phase	FY26	FY27	FY28	FY29	FY30	FY31
Planning/Design	0	0	0	0	0	100
Construction	0	0	0	0	0	1,400

Source	FY26	FY27	FY28	FY29	FY30	FY31
GO Bond - Infra.	0	0	0	0	0	1,500
Total	\$0	\$0	\$0	\$0	\$0	\$1,500

Estimated costs

	Estimate
Design	100
Construction	1,085
Other	315
Total	\$1,500

PRJ003052 Southwest District - Gym and Breakroom

Convert the buildings existing 2500 square feet gun range into a fitness and breakroom space.

Project type

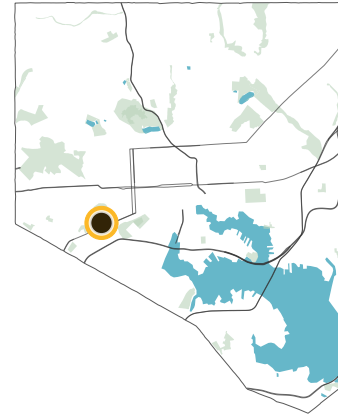
City-Owned Project – Modernization

Cost center

CAP009197 CAP General Services

Location

424 Font Hill Ave. (B00030)



Recommended funding by phase and revenue source

Phase	FY26	FY27	FY28	FY29	FY30	FY31
Construction	0	0	460	0	0	0

Source	FY26	FY27	FY28	FY29	FY30	FY31
GO Bond - Infra.	0	0	460	0	0	0
Total	\$0	\$0	\$460	\$0	\$0	\$0

Estimated costs

	Estimate
Design	100
Construction	848
Other	252
Total	\$1,200

PRJ003054 Aviation Hanger - HVAC Replacement

Replace the outdated HVAC system, which has exceeded its useful life, with modern, energy-efficient equipment.

Project type

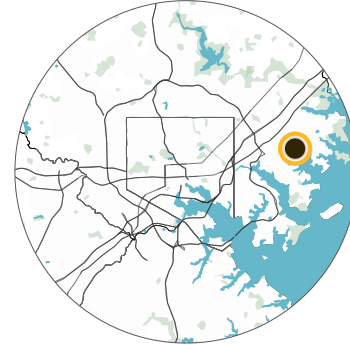
City-Owned Project – State of Good Repair

Cost center

CAP009197 CAP General Services

Location

701 Wilson Point Rd. (P06238)



Recommended funding by phase and revenue source

Phase	FY26	FY27	FY28	FY29	FY30	FY31
Planning/Design	0	0	0	25	0	0
Construction	0	0	0	775	0	0

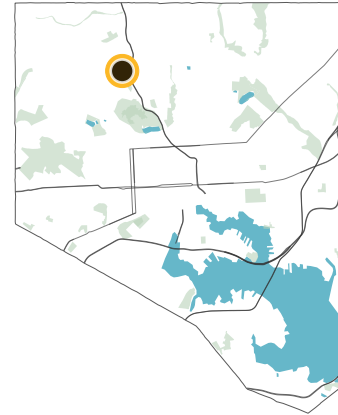
Source	FY26	FY27	FY28	FY29	FY30	FY31
GO Bond - Infra.	0	0	0	800	0	0
Total	\$0	\$0	\$0	\$800	\$0	\$0

Estimated costs

	Estimate
Design	25
Construction	607
Other	168
Total	\$800

PRJ003055 Northern District - Roof and Window Replacement

Replace the existing roof due to wear, weather-related damage, and age-related deterioration to ensure the safety, integrity, and long-term durability of the building. Additionally, replace all windows at this facility, as they have exceeded their useful life and are no longer energy-efficient or capable of preventing water intrusion.



Project type

City-Owned Project – State of Good Repair

Cost center

CAP009197 CAP General Services

Location

2201 W. Cold Spring Ln. (B00035)

Recommended funding by phase and revenue source

Phase	FY26	FY27	FY28	FY29	FY30	FY31
Planning/Design	0	75	0	0	0	0
Construction	0	1,925	0	0	0	0
Source	FY26	FY27	FY28	FY29	FY30	FY31
GO Bond - Infra.	0	2,000	0	0	0	0
Total	\$0	\$2,000	\$0	\$0	\$0	\$0

Estimated costs

	Estimate
Design	75
Construction	1,505
Other	420
Total	\$2,000

PRJ003056 Western District - HVAC & Window Replacement

Replace HVAC equipment and windows at this location that are both beyond their useful life.

Project type

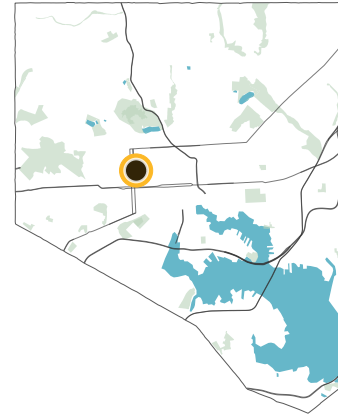
City-Owned Project – State of Good Repair

Cost center

CAP009197 CAP General Services

Location

1034 Mount St. (B00031)



Recommended funding by phase and revenue source

Phase	FY26	FY27	FY28	FY29	FY30	FY31
Planning/Design	0	100	0	0	0	0
Construction	0	2,900	0	0	0	0

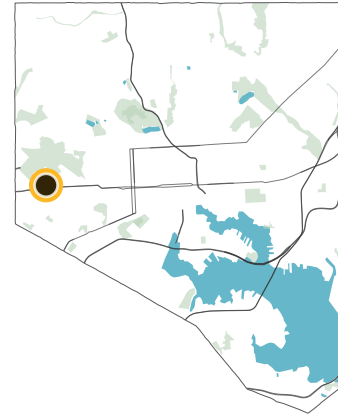
Source	FY26	FY27	FY28	FY29	FY30	FY31
GO Bond - Infra.	0	3,000	0	0	0	0
Total	\$0	\$3,000	\$0	\$0	\$0	\$0

Estimated costs

	Estimate
Design	100
Construction	2,120
Other	780
Total	\$3,000

PRJ003058 Engine 53 Exterior façade Repairs and waterproofing

Perform comprehensive repairs on the building’s exterior wood-clad façade, addressing deterioration and ensuring the restoration of a watertight exterior.



Project type

City-Owned Project – State of Good Repair

Cost center

CAP009197 CAP General Services

Location

Edmonson and Swann Ave. (B04032)

Recommended funding by phase and revenue source

Phase	FY26	FY27	FY28	FY29	FY30	FY31
Planning/Design	0	18	0	0	0	0
Construction	0	232	0	0	0	0

Source	FY26	FY27	FY28	FY29	FY30	FY31
GO Bond - Infra.	0	250	0	0	0	0
Total	\$0	\$250	\$0	\$0	\$0	\$0

Estimated costs

	Estimate
Design	18
Construction	180
Other	52
Total	\$250

PRJ003059 Eastern District - Range Conversion

Convert the buildings existing 2500 square feet gun range into a fitness and breakroom space.

Project type

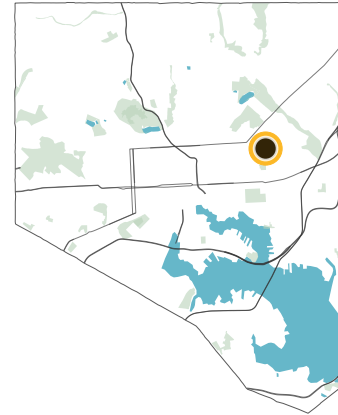
City-Owned Project – Modernization

Cost center

CAP009197 CAP General Services

Location

1620 Edison Hwy. (B00027)



Recommended funding by phase and revenue source

Phase	FY26	FY27	FY28	FY29	FY30	FY31
Planning/Design	0	0	0	0	100	0
Construction	0	0	0	0	1,200	0

Source	FY26	FY27	FY28	FY29	FY30	FY31
GO Bond - Infra.	0	0	0	0	1,300	0
Total	\$0	\$0	\$0	\$0	\$1,300	\$0

Estimated costs

	Estimate
Design	100
Construction	920
Other	280
Total	\$1,300

PRJ003061 Southeastern District - Range Conversion

Convert the buildings existing 2500 square feet gun range into a usable office and storage space.

Project type

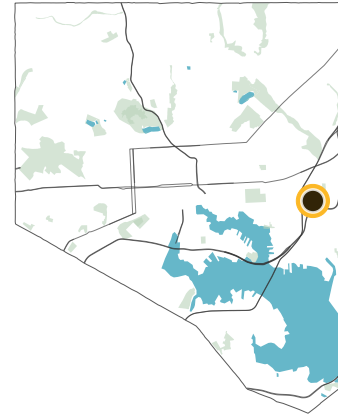
City-Owned Project – Modernization

Cost center

CAP009197 CAP General Services

Location

5710 Eastern Ave. (B00029)



Recommended funding by phase and revenue source

Phase	FY26	FY27	FY28	FY29	FY30	FY31
Planning/Design	0	0	0	100	0	0
Construction	0	0	0	100	1,100	0

Source	FY26	FY27	FY28	FY29	FY30	FY31
GO Bond - Infra.	0	0	0	200	1,100	0
Total	\$0	\$0	\$0	\$200	\$1,100	\$0

Estimated costs

	Estimate
Design	100
Construction	920
Other	280
Total	\$1,300

PRJ003062 Western District - Range Conversion

Convert the buildings existing 2500 square feet gun range into a usable office and storage space.

Project type

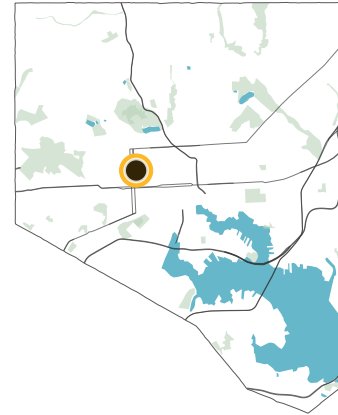
City-Owned Project – Modernization

Cost center

CAP009197 CAP General Services

Location

1034 Mount St. (B00031)



Recommended funding by phase and revenue source

Phase	FY26	FY27	FY28	FY29	FY30	FY31
Planning/Design	0	0	0	100	0	0
Construction	0	0	0	100	1,100	0

Source	FY26	FY27	FY28	FY29	FY30	FY31
GO Bond - Infra.	0	0	0	200	1,100	0
Total	\$0	\$0	\$0	\$200	\$1,100	\$0

Estimated costs

	Estimate
Design	100
Construction	920
Other	280
Total	\$1,300

PRJ003064 Fire Headquarters Building - ADA Upgrade

Upgrade building entrance and interior spaces to comply with ADA requirements.

Project type

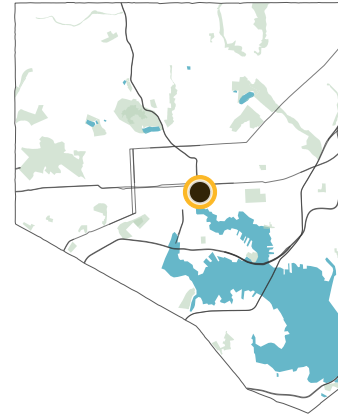
City-Owned Project – Modernization

Cost center

CAP009197 CAP General Services

Location

410 E. Lexington St. (B04045)



Recommended funding by phase and revenue source

Phase	FY26	FY27	FY28	FY29	FY30	FY31
Planning/Design	0	628	0	0	0	0

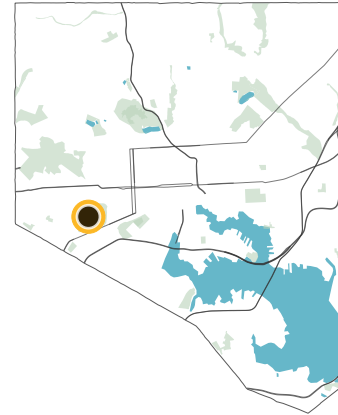
Source	FY26	FY27	FY28	FY29	FY30	FY31
GO Bond - Infra.	0	628	0	0	0	0
Total	\$0	\$628	\$0	\$0	\$0	\$0

Estimated costs

	Estimate
Design	45
Construction	530
Other	153
Total	\$728

PRJ003065 Engine 30 - Electrical Upgrade

Revitalizing the building’s outdated electrical infrastructure, which has surpassed its useful life, is the main objective of this project. The goal is to meet the demands of modern technology and align with current building codes.



Project type

City-Owned Project – State of Good Repair

Cost center

CAP009197 CAP General Services

Location

3220 Frederick Ave. (B04016)

Recommended funding by phase and revenue source

Phase	FY26	FY27	FY28	FY29	FY30	FY31
Planning/Design	0	0	0	72	0	0
Construction	0	0	0	528	0	0

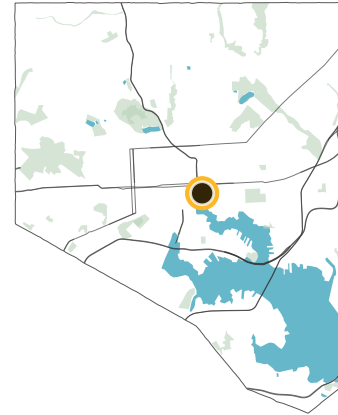
Source	FY26	FY27	FY28	FY29	FY30	FY31
GO Bond - Infra.	0	0	0	600	0	0
Total	\$0	\$0	\$0	\$600	\$0	\$0

Estimated costs

	Estimate
Design	72
Construction	402
Other	126
Total	\$600

PRJ003073 War Memorial - Interior Improvements

Perform electrical and lighting upgrades, window restoration, and acoustical engineering, focused on the historic Memorial Hall.



Project type

City-Owned Project – State of Good Repair

Cost center

CAP009197 CAP General Services

Location

101 N. Gay St. (B00064)

Recommended funding by phase and revenue source

Phase	FY26	FY27	FY28	FY29	FY30	FY31
Planning/Design	0	0	0	0	0	85
Construction	0	0	0	0	0	1,165

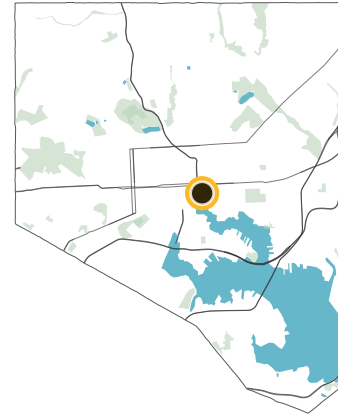
Source	FY26	FY27	FY28	FY29	FY30	FY31
GO Bond - Infra.	0	0	0	0	0	1,250
Total	\$0	\$0	\$0	\$0	\$0	\$1,250

Estimated costs

	Estimate
Design	85
Construction	902
Other	262
Total	\$1,250

PRJ003074 War Memorial - Exterior Stone Stabilization

Repair the marble façade of a building by replacing damaged stones, fixing mortar joints, and improving waterproofing measures. These repairs are crucial for safety and the preservation of the building’s historical value.



Project type

City-Owned Project – State of Good Repair

Cost center

CAP009197 CAP General Services

Location

101 N. Gay St. (B00064)

Recommended funding by phase and revenue source

Phase	FY26	FY27	FY28	FY29	FY30	FY31
Planning/Design	0	0	0	0	0	65
Construction	0	0	0	0	0	635

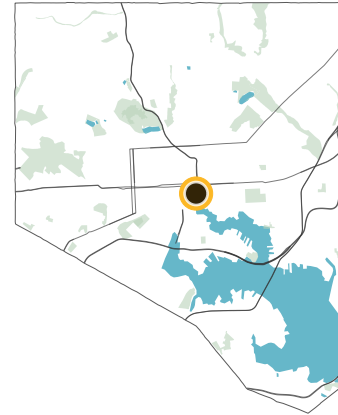
Source	FY26	FY27	FY28	FY29	FY30	FY31
GO Bond - Infra.	0	0	0	0	0	700
Total	\$0	\$0	\$0	\$0	\$0	\$700

Estimated costs

	Estimate
Design	65
Construction	488
Other	147
Total	\$700

PRJ003075 Courthouse Cummings - Fire Alarm System upgrade

Replace the deteriorating fire alarm system with a new, compliant one to enhance safety and meet essential standards.



Project type

City-Owned Project – State of Good Repair

Cost center

CAP009197 CAP General Services

Location

111 N. Calvert St. (B00062)

Recommended funding by phase and revenue source

Phase	FY26	FY27	FY28	FY29	FY30	FY31
Planning/Design	0	0	0	0	0	600
Construction	0	0	0	0	0	5,000

Source	FY26	FY27	FY28	FY29	FY30	FY31
GO Bond - Infra.	0	0	0	0	0	5,600
Total	\$0	\$0	\$0	\$0	\$0	\$5,600

Estimated costs

	Estimate
Design	600
Construction	3,824
Other	1,176
Total	\$5,600

PRJ003076 Clarence Mitchell Courthouse - HVAC Replacement

Replace the outdated HVAC system, which has exceeded its useful life, with modern, energy-efficient equipment.

Project type

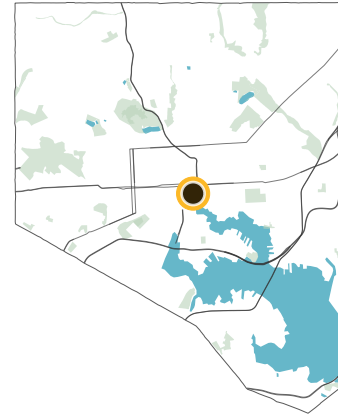
City-Owned Project – State of Good Repair

Cost center

CAP009197 CAP General Services

Location

100 N. Calvert St. (B00061)



Recommended funding by phase and revenue source

Phase	FY26	FY27	FY28	FY29	FY30	FY31
Construction	0	0	15,500	17,500	0	0

Source	FY26	FY27	FY28	FY29	FY30	FY31
GO Bond - Infra.	0	0	15,500	17,500	0	0
Total	\$0	\$0	\$15,500	\$17,500	\$0	\$0

Estimated costs

	Estimate
Design	800
Construction	25,900
Other	6,300
Total	\$33,000

PRJ003078 Courthouse Cummings - Freight Elevator Upgrades

Replace all elevators and related equipment that have exceeded their useful life and are no longer functioning properly.

Project type

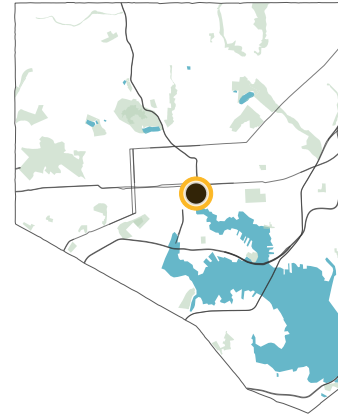
City-Owned Project – State of Good Repair

Cost center

CAP009197 CAP General Services

Location

111 N. Calvert St. (B00062)



Recommended funding by phase and revenue source

Phase	FY26	FY27	FY28	FY29	FY30	FY31
Planning/Design	0	0	1,750	0	0	0

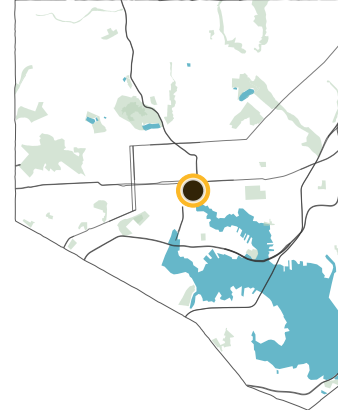
Source	FY26	FY27	FY28	FY29	FY30	FY31
GO Bond - Infra.	0	0	1,750	0	0	0
Total	\$0	\$0	\$1,750	\$0	\$0	\$0

Estimated costs

	Estimate
Design	100
Construction	1,282
Other	368
Total	\$1,750

PRJ003079 Clarence Mitchell Courthouse - Electrical Service Upgrade

Revitalizing the building's outdated electrical infrastructure, which has surpassed its useful life, is the main objective of this project. The goal is to meet the demands of modern technology and align with current building codes.



Project type

City-Owned Project – State of Good Repair

Cost center

CAP009197 CAP General Services

Location

100 N. Calvert St. (B00061)

Recommended funding by phase and revenue source

Phase	FY26	FY27	FY28	FY29	FY30	FY31
Planning/Design	0	0	0	0	0	200

Source	FY26	FY27	FY28	FY29	FY30	FY31
GO Bond - Infra.	0	0	0	0	0	200
Total	\$0	\$0	\$0	\$0	\$0	\$200

Estimated costs

	Estimate
Design	250
Construction	12,404
Other	4,446
Total	\$17,100

PRJ003080 Courthouse Cummings - HVAC Replacement

Replace the outdated HVAC system, which has exceeded its useful life, with modern, energy-efficient equipment.

Project type

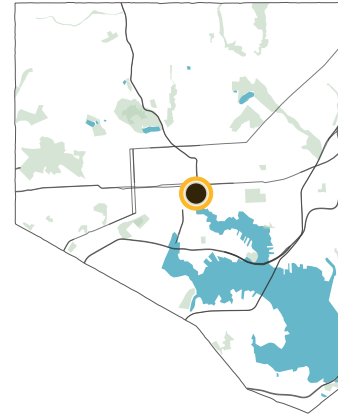
City-Owned Project – State of Good Repair

Cost center

CAP009197 CAP General Services

Location

111 N. Calvert St. (B00062)



Recommended funding by phase and revenue source

Phase	FY26	FY27	FY28	FY29	FY30	FY31
Planning/Design	0	0	0	0	0	250

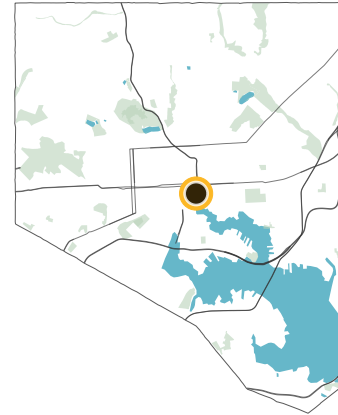
Source	FY26	FY27	FY28	FY29	FY30	FY31
GO Bond - Infra.	0	0	0	0	0	250
Total	\$0	\$0	\$0	\$0	\$0	\$250

Estimated costs

	Estimate
Design	250
Construction	27,611
Other	9,789
Total	\$37,650

PRJ003081 Courthouse Cummings - Electrical Service Upgrade

Revitalizing the building’s outdated electrical infrastructure, which has surpassed its useful life, is the main objective of this project. The goal is to meet the demands of modern technology and align with current building codes.



Project type

City-Owned Project – State of Good Repair

Cost center

CAP009197 CAP General Services

Location

111 N. Calvert St. (B00062)

Recommended funding by phase and revenue source

Phase	FY26	FY27	FY28	FY29	FY30	FY31
Planning/Design	0	0	0	0	0	225

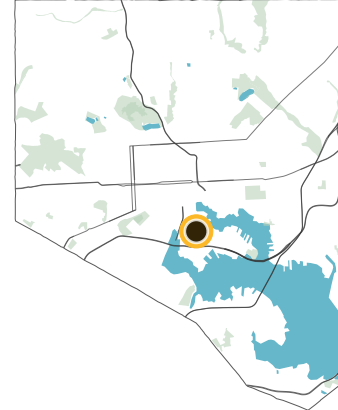
Source	FY26	FY27	FY28	FY29	FY30	FY31
GO Bond - Infra.	0	0	0	0	0	225
Total	\$0	\$0	\$0	\$0	\$0	\$225

Estimated costs

	Estimate
Design	220
Construction	19,760
Other	7,020
Total	\$27,000

PRJ003082 School 33 - Full roof, gutter, and downspout Replacement

Replace the existing roof and drainage system due to wear, weather-related damage, and age-related deterioration to ensure the safety, integrity, and long-term durability of the building.



Project type

City-Owned Project – State of Good Repair

Cost center

CAP009197 CAP General Services

Location

1427 Light St. (B00081)

Recommended funding by phase and revenue source

Phase	FY26	FY27	FY28	FY29	FY30	FY31
Construction	0	300	0	0	0	0

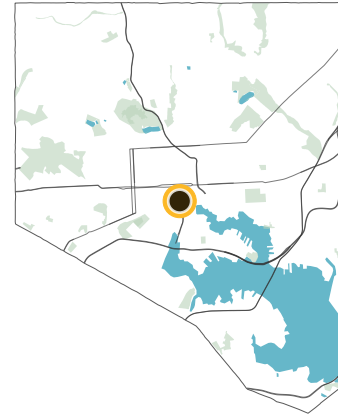
Source	FY26	FY27	FY28	FY29	FY30	FY31
GO Bond - Infra.	0	300	0	0	0	0
Total	\$0	\$300	\$0	\$0	\$0	\$0

Estimated costs

	Estimate
Design	28
Construction	367
Other	105
Total	\$500

PRJ003083 Bromo Arts Tower - Exterior Façade Restoration

Repair and stabilize the damaged terracotta, concrete, and brick façade on the 16th, 19th, and 21st floors of the building. Additionally, address the repair and stabilization of the existing clock arm and loose steel sign structure on the east elevation.



Project type

City-Owned Project – State of Good Repair

Cost center

CAP009197 CAP General Services

Location

21 S. Eutaw St.

Recommended funding by phase and revenue source

Phase	FY26	FY27	FY28	FY29	FY30	FY31
Construction	1,200	0	0	0	0	0

Source	FY26	FY27	FY28	FY29	FY30	FY31
GO Bond - Infra.	1,200	0	0	0	0	0
Total	\$1,200	\$0	\$0	\$0	\$0	\$0

Estimated costs

	Estimate
Design	150
Construction	996
Other	304
Total	\$1,450

PRJ003092 Baltimore City Police Department - Police K9 Unit Relocation Study

Conduct a comprehensive design study to assess the programmatic and spatial requirements of the Baltimore City Police Department K-9 Training Unit.

Project type

City-Owned Project – New Asset

Cost center

CAP009197 CAP General Services

Location

3500 W. Northern Parkway (TBD)

Recommended funding by phase and revenue source

Phase	FY26	FY27	FY28	FY29	FY30	FY31
Planning/Design	0	500	0	0	0	0

Source	FY26	FY27	FY28	FY29	FY30	FY31
GO Bond - Infra.	0	500	0	0	0	0
Total	\$0	\$500	\$0	\$0	\$0	\$0

Estimated costs

	Estimate
Design	475
Construction	0
Other	25
Total	\$500

PRJ003093 Baltimore City Police Department - SWAT Relocation Study

Conduct a comprehensive design study to assess the programmatic and spatial requirements of the Baltimore City Police Department SWAT unit.

Project type

City-Owned Project – New Asset

Cost center

CAP009197 CAP General Services

Location

To be determined

Recommended funding by phase and revenue source

Phase	FY26	FY27	FY28	FY29	FY30	FY31
Planning/Design	0	0	0	500	0	0

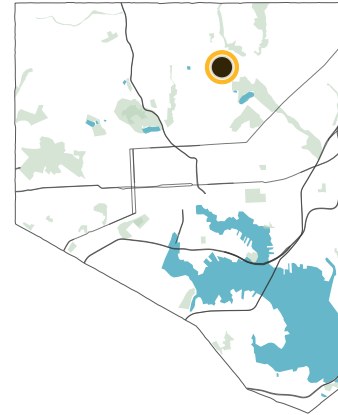
Source	FY26	FY27	FY28	FY29	FY30	FY31
GO Bond - Infra.	0	0	0	500	0	0
Total	\$0	\$0	\$0	\$500	\$0	\$0

Estimated costs

	Estimate
Design	450
Construction	0
Other	50
Total	\$500

PRJ003484 Engine 4 - Kitchen Renovation

Renew the kitchen cabinets, countertops, sink, and appliances, as they currently exist in states of disrepair and have exceeded their expected lifespan.



Project type

City-Owned Project – Modernization

Cost center

CAP009197 CAP General Services

Location

1201 E. Cold Spring Ln. (B00164)

Recommended funding by phase and revenue source

Phase	FY26	FY27	FY28	FY29	FY30	FY31
Planning/Design	0	0	0	0	22	0
Construction	0	0	0	0	128	0

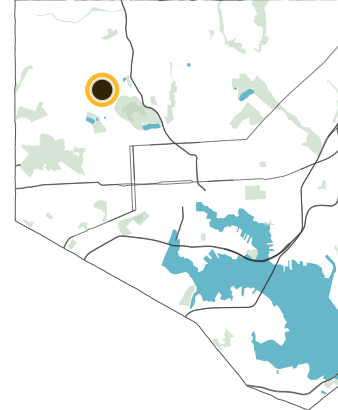
Source	FY26	FY27	FY28	FY29	FY30	FY31
GO Bond - Infra.	0	0	0	0	150	0
Total	\$0	\$0	\$0	\$0	\$150	\$0

Estimated costs

	Estimate
Design	22
Construction	96
Other	32
Total	\$150

PRJ003485 Northwest CAC - Electrical Upgrade, Window Replacement

Replace all existing windows, and perform upgrades to the electrical system, both of which have surpassed their useful life or in various states of disrepair.



Project type

City-Owned Project – State of Good Repair

Cost center

CAP009197 CAP General Services

Location

3939 Reisterstown Rd. (B00182)

Recommended funding by phase and revenue source

Phase	FY26	FY27	FY28	FY29	FY30	FY31
Construction	0	0	3,550	0	0	0

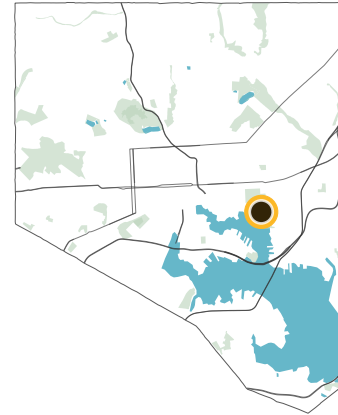
Source	FY26	FY27	FY28	FY29	FY30	FY31
GO Bond - Infra.	0	0	3,550	0	0	0
Total	\$0	\$0	\$3,550	\$0	\$0	\$0

Estimated costs

	Estimate
Design	0
Construction	2,627
Other	923
Total	\$3,550

PRJ003486 Hatton Senior Center - Roof Replacement

Replace the existing roof due to wear, weather-related damage, and age-related deterioration to ensure the safety, integrity, and long-term durability of the building.



Project type

City-Owned Project – State of Good Repair

Cost center

CAP009197 CAP General Services

Location

2825 Fait Ave. (B00121)

Recommended funding by phase and revenue source

Phase	FY26	FY27	FY28	FY29	FY30	FY31
Construction	0	0	0	0	0	400

Source	FY26	FY27	FY28	FY29	FY30	FY31
GO Bond - Infra.	0	0	0	0	0	400
Total	\$0	\$0	\$0	\$0	\$0	\$400

Estimated costs

	Estimate
Design	0
Construction	272
Other	128
Total	\$400

PRJ003487 MOED Building - HVAC Replacement

Replace the outdated HVAC system, which has exceeded its useful life, with modern, energy-efficient equipment.

Project type

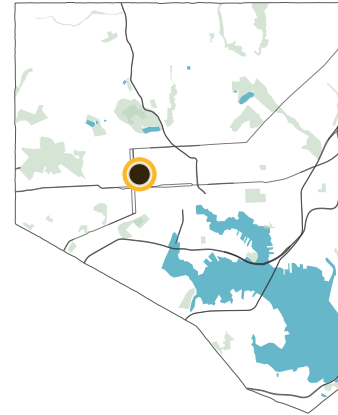
City-Owned Project – State of Good Repair

Cost center

CAP009197 CAP General Services

Location

1510 W. Lafayette Ave. (B06089)



Recommended funding by phase and revenue source

Phase	FY26	FY27	FY28	FY29	FY30	FY31
Planning/Design	0	0	0	0	375	0
Construction	0	0	0	0	0	10,125

Source	FY26	FY27	FY28	FY29	FY30	FY31
GO Bond - Infra.	0	0	0	0	375	10,125
Total	\$0	\$0	\$0	\$0	\$375	\$10,125

Estimated costs

	Estimate
Design	375
Construction	8,130
Other	1,995
Total	\$10,500

PRJ003488 Northwest Police District - HVAC Replacement

Replace the HVAC system in the building.

Project type

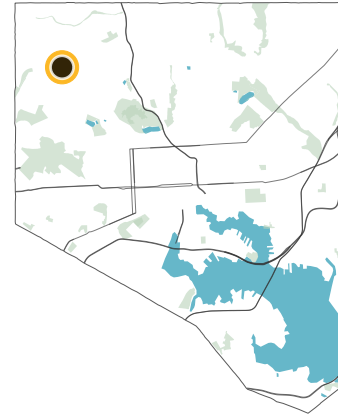
City-Owned Project – State of Good Repair

Cost center

CAP009197 CAP General Services

Location

5271 Reisterstown Rd. (B00026)



Recommended funding by phase and revenue source

Phase	FY26	FY27	FY28	FY29	FY30	FY31
Planning/Design	0	0	0	0	160	0
Construction	0	0	0	0	140	3,000

Source	FY26	FY27	FY28	FY29	FY30	FY31
GO Bond - Infra.	0	0	0	0	300	3,000
Total	\$0	\$0	\$0	\$0	\$300	\$3,000

Estimated costs

	Estimate
Design	160
Construction	2,447
Other	693
Total	\$3,300

PRJ003489 Northwest Police District - Female Locker and Bathrooms

Renovate the existing female restroom and locker area within the building.

Project type

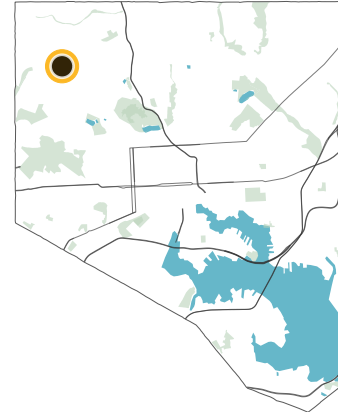
City-Owned Project – Modernization

Cost center

CAP009197 CAP General Services

Location

5271 Reisterstown Rd. (B00026)



Recommended funding by phase and revenue source

Phase	FY26	FY27	FY28	FY29	FY30	FY31
Planning/Design	0	0	0	0	0	504
Construction	0	0	0	0	0	796
<hr/>						
Source	FY26	FY27	FY28	FY29	FY30	FY31
GO Bond - Infra.	0	0	0	0	0	1,300
Total	\$0	\$0	\$0	\$0	\$0	\$1,300

Estimated costs

	Estimate
Design	504
Construction	2,301
Other	746
Total	\$3,550

PRJ003490 Northwest Police District - Cell Block Conversion

Convert the buildings existing cell block space to functional office space.

Project type

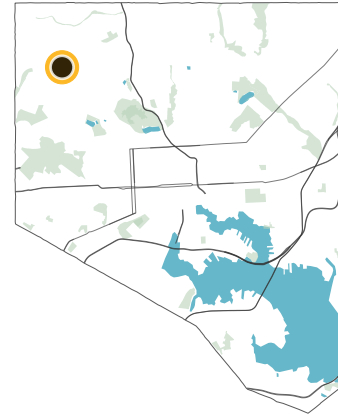
City-Owned Project – Modernization

Cost center

CAP009197 CAP General Services

Location

5271 Reisterstown Rd. (B00026)



Recommended funding by phase and revenue source

Phase	FY26	FY27	FY28	FY29	FY30	FY31
Planning/Design	0	0	0	0	0	100
Construction	0	0	0	0	0	1,400

Source	FY26	FY27	FY28	FY29	FY30	FY31
GO Bond - Infra.	0	0	0	0	0	1,500
Total	\$0	\$0	\$0	\$0	\$0	\$1,500

Estimated costs

	Estimate
Design	100
Construction	1,085
Other	315
Total	\$1,500

PRJ003491 Northwest Police District - Gym and Breakroom

Convert the buildings existing 2500 square feet gun range into a fitness and breakroom space.

Project type

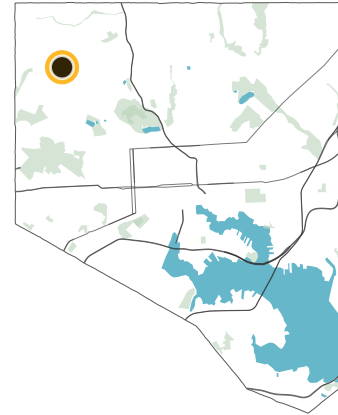
City-Owned Project – Modernization

Cost center

CAP009197 CAP General Services

Location

5271 Reisterstown Rd. (B00026)



Recommended funding by phase and revenue source

Phase	FY26	FY27	FY28	FY29	FY30	FY31
Planning/Design	0	0	0	0	0	500

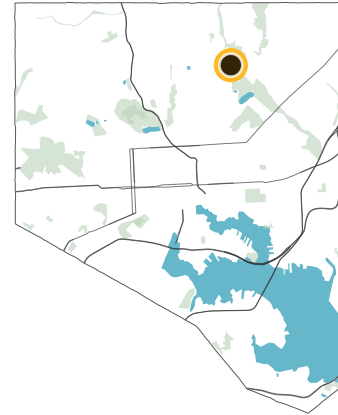
Source	FY26	FY27	FY28	FY29	FY30	FY31
GO Bond - Infra.	0	0	0	0	0	500
Total	\$0	\$0	\$0	\$0	\$0	\$500

Estimated costs

	Estimate
Design	100
Construction	1,048
Other	352
Total	\$1,500

PRJ001111 Northwood Branch Library - Full Renovation

Perform a comprehensive interior renovation of the library, focusing on modernizing all interior spaces and finishes, upgrading electrical systems, fire alarm, and sprinkler systems, replacing windows for improved energy efficiency, and implementing ADA upgrades.



Project type

City-Owned Project – State of Good Repair

Cost center

RES009458 RES Enoch Pratt Free Library

Location

4420 Loch Raven Blvd. (B06064)

Recommended funding by phase and revenue source

Phase	FY26	FY27	FY28	FY29	FY30	FY31
Construction	0	0	1,050	3,450	0	0
Planning/Design	0	0	550	0	0	0

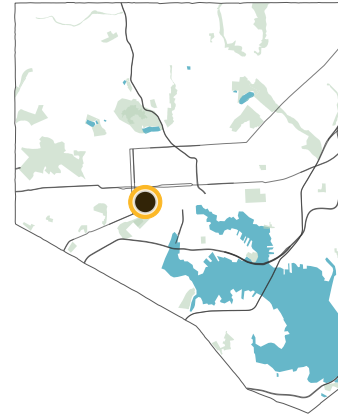
Source	FY26	FY27	FY28	FY29	FY30	FY31
GO Bond - Infra.	0	0	1,600	3,450	0	0
Total	\$0	\$0	\$1,600	\$3,450	\$0	\$0

Estimated costs

	Estimate
Design	550
Construction	10,392
Other	2,908
Total	\$13,850

PRJ002354 917016 Hollins Senior Admin BLD - Roof Replacement

Replace the existing roof due to wear, weather-related damage, and age-related deterioration to ensure the safety, integrity, and long-term durability of the building.



Project type

City-Owned Project – State of Good Repair

Cost center

RES009458 RES Enoch Pratt Free Library

Location

3023 Garrison Blvd. (B06189)

Recommended funding by phase and revenue source

Phase	FY26	FY27	FY28	FY29	FY30	FY31
Construction	0	550	0	0	0	0

Source	FY26	FY27	FY28	FY29	FY30	FY31
GO Bond - Infra.	0	550	0	0	0	0
Total	\$0	\$550	\$0	\$0	\$0	\$0

Estimated costs

	Estimate
Design	28
Construction	564
Other	158
Total	\$750

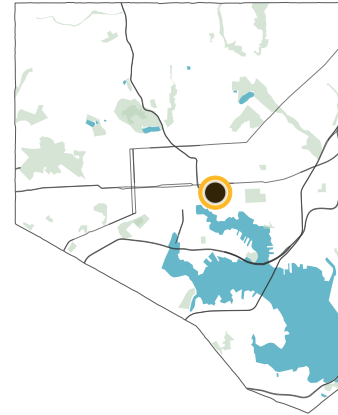
PRJ000705 905222 McKim Free School HVAC

Project type

—

Cost center

RES009194 RES General Services



Recommended funding by phase and revenue source

Phase	FY26	FY27	FY28	FY29	FY30	FY31
Unspecified	-400	0	0	0	0	0
Source	FY26	FY27	FY28	FY29	FY30	FY31
GO Bond - Parks	-400	0	0	0	0	0
Total	-\$400	\$0	\$0	\$0	\$0	\$0

Department of Housing and Community Development

Agency overview

The Department of Housing and Community Development (DHCD) mission is to ensure that all residents of Baltimore City have access to adequate and affordable housing opportunities in safe, livable, and decent neighborhoods. The Department is committed to expanding housing choices and promoting healthy neighborhoods for all Baltimore residents. Major responsibilities of DHCD include working with communities and other Departments to create equitable and thriving neighborhoods while minimizing displacement through a broad range of investments, code enforcement interventions, property redevelopment, supporting capacity building for community organizations, funding before and after-care programs, summer food programs, emergency assistance, and other human services.

Typical capital projects include demolition/stabilization and associated activities, major redevelopment projects, and homeowner or home repair assistance programs.

[Learn more on the HCD website »](#)

Project details

The program for the Department of Housing and Community Development includes \$360.21M for forty-eight projects. Eighteen locations are mapped and twenty-one projects have a citywide scope.

Projects by Cost Center

Project Name	FY26	FY27-31
PRJ000386 Lead Hazard Reduction Program	\$550	\$3,750
PRJ000518 Acquisition and Relocation	\$500	\$500
PRJ000590 Upton Area Demolition	\$500	\$0
PRJ000706 Affordable Housing Trust Fund	\$6,500	\$34,500
PRJ001030 City-Owned Vacant Land Management	\$1,000	\$1,000
PRJ001876 Baltimore Homeownership Incentives Program (B-HiP)	\$5,000	\$14,750
PRJ002321 Harlem and Edmondson Ave. Redevelopment	\$250	\$0
PRJ002434 Perkins Somerset Oldtown Affordable Housing	\$500	\$500
PRJ002437 Poppleton Acquisition, Demolition & Relocation	\$200	\$500
PRJ002438 Low-Income Mortgage Program	\$100	\$750
PRJ002439 Impact Investment Area Program	\$29,300	\$108,250
PRJ002538 Community Catalyst Grant Program	\$1,500	\$1,500
PRJ002604 Housing Repair Assistance Programs	\$2,300	\$11,500
PRJ002677 Downpayment and Closing Cost Assistance	\$1,000	\$11,000
PRJ002678 Middle Neighborhood Strategy Implementation	\$1,100	\$3,950
PRJ002928 Dangerous Structures - Demolition and Stabilization	\$4,250	\$16,250
PRJ003088 Gompers Building Redevelopment	\$750	\$0
PRJ003201 Infrastructure Assessment & Analysis	\$250	\$0
PRJ003236 Emergency Demolition & Stabilization Program	\$1,500	\$7,500
PRJ003476 Infrastructure for Site Assemblage	\$750	\$750
PRJ003477 Poe Home Public Right-of-Way Infrastructure	\$0	\$16,265
PRJ003478 Hope Village - Housing Assistance	\$2,000	\$10,000
Total - CAP009588 CAP Housing and Community Development	\$59,800	\$243,215
PRJ002435 CDBG Subrecipient Capital Projects	\$3,050	\$15,250
PRJ002540 Baltimore Shines - Low Income Solar Program	\$450	\$2,250

DEPARTMENT OF HOUSING AND COMMUNITY DEVELOPMENT

Project Name	FY26	FY27-31
PRJ003535 Emergency Mortgage Housing Assistance Program	\$2,000	\$0
Total - CAP009593 CAP Housing and Community Development CDBG	\$5,500	\$17,500
PRJ002324 Housing Updates to Benefit Seniors (HUBS) Program	\$500	\$2,500
PRJ002676 HOME Investment Partnerships Program	\$5,200	\$26,000
Total - CAP009610 CAP Housing and Community Development HOME	\$5,700	\$28,500

PRJ000386 Lead Hazard Reduction Program

Provide homeowners and landlords with assistance to reduce the hazards of lead paint. Applications are accepted through referrals from the LIGHT Program, Mayor’s Office, City Council, Community Action Centers and neighborhood associations.

Project type

City-owned Program – Community or Economic Development

Cost center

CAP009588 CAP Housing and Community Development

Location

Various locations citywide

Recommended funding by phase and revenue source

Phase	FY26	FY27	FY28	FY29	FY30	FY31
Construction	550	750	750	750	750	750

Source	FY26	FY27	FY28	FY29	FY30	FY31
GO Bond - CED	550	750	750	750	750	750
Total	\$550	\$750	\$750	\$750	\$750	\$750

Estimated costs

	Estimate
Design	0
Construction	500
Other	0
Total	\$500

PRJ000518 Acquisition and Relocation

Acquire and demolish properties and relocate residents as necessary to address urgent dangerous property conditions, demolition needs, blight, emergencies and constituent needs. This also supports the strategic acquisition of properties that become available outside of an identified project area for planned acquisition.

Project type

City-owned Program – Community or Economic Development

Cost center

CAP009588 CAP Housing and Community Development

Location

Various locations citywide

Recommended funding by phase and revenue source

Phase	FY26	FY27	FY28	FY29	FY30	FY31
Unspecified	500	500	0	0	0	0
Source	FY26	FY27	FY28	FY29	FY30	FY31
GO Bond - CED	500	500	0	0	0	0
Total	\$500	\$500	\$0	\$0	\$0	\$0

Estimated costs

	Estimate
Design	0
Construction	1,000
Other	—
Total	\$1,000

PRJ000590 Upton Area Demolition

Demolish none properties in the Upton neighborhood to facilitate site assemblage for redevelopment in this Impact Investment Area.

Project type

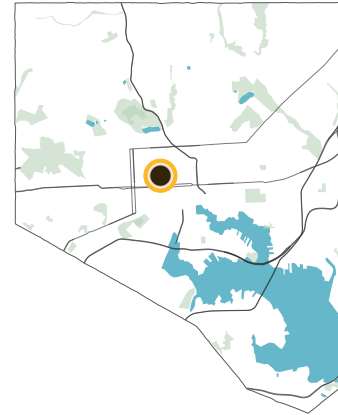
City-Owned Project – Community or Economic Development

Cost center

CAP009588 CAP Housing and Community Development

Location

Upton area



Recommended funding by phase and revenue source

Phase	FY26	FY27	FY28	FY29	FY30	FY31
Construction	500	0	0	0	0	0

Source	FY26	FY27	FY28	FY29	FY30	FY31
PAYGO	500	0	0	0	0	0
Total	\$500	\$0	\$0	\$0	\$0	\$0

Estimated costs

	Estimate
Design	0
Construction	500
Other	0
Total	\$500

PRJ000706 Affordable Housing Trust Fund

Provide gap financing for development costs related to the rehabilitation and new construction of rental and homeownership development projects.

Project type

City-owned Program – Community or Economic Development

Cost center

CAP009588 CAP Housing and Community Development

Location

Citywide

Recommended funding by phase and revenue source

Phase	FY26	FY27	FY28	FY29	FY30	FY31
Unspecified	6,500	6,500	7,000	7,000	7,000	7,000

Source	FY26	FY27	FY28	FY29	FY30	FY31
GO Bond - AH	6,500	6,500	7,000	7,000	7,000	7,000
Total	\$6,500	\$6,500	\$7,000	\$7,000	\$7,000	\$7,000

Estimated costs

	Estimate
Design	0
Construction	7,000
Other	0
Total	\$7,000

PRJ001030 City-Owned Vacant Land Management

The city currently owns about 3,000 vacant and abandoned buildings and 4,300 vacant lots. Many of the buildings are in state of disrepair and dilapidation.

Project type

City-owned Program – Community or Economic Development

Cost center

CAP009588 CAP Housing and Community Development

Location

Citywide

Recommended funding by phase and revenue source

Phase	FY26	FY27	FY28	FY29	FY30	FY31
Unspecified	1,000	1,000	0	0	0	0

Source	FY26	FY27	FY28	FY29	FY30	FY31
GO Bond - CED	1,000	1,000	0	0	0	0
Total	\$1,000	\$1,000	\$0	\$0	\$0	\$0

Estimated costs

	Estimate
Design	0
Construction	1,000
Other	0
Total	\$1,000

PRJ001876 Baltimore Homeownership Incentives Program (B-HiP)

Provide closing cost assistance to persons buying a home in the City of Baltimore.

Project type

City-owned Program – Community or Economic Development

Cost center

CAP009588 CAP Housing and Community Development

Location

Citywide

Recommended funding by phase and revenue source

Phase	FY26	FY27	FY28	FY29	FY30	FY31
Unspecified	5,000	3,550	2,800	2,800	2,800	2,800

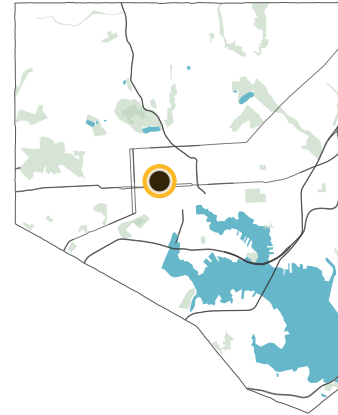
Source	FY26	FY27	FY28	FY29	FY30	FY31
Fed. Grant	1,000	1,000	1,000	1,000	1,000	1,000
GO Bond - CED	2,700	2,550	1,800	1,800	1,800	1,800
PAYGO	1,300	0	0	0	0	0
Total	\$5,000	\$3,550	\$2,800	\$2,800	\$2,800	\$2,800

Estimated costs

	Estimate
Design	0
Construction	3,500
Other	0
Total	\$3,500

PRJ002321 Harlem and Edmondson Ave. Redevelopment

Support infrastructure, construction and homeownership subsidies for the redevelopment of the 800 blocks of Harlem and Edmondson Avenues.



Project type

Non-City-Owned Project – Community or Economic Development

Cost center

CAP009588 CAP Housing and Community Development

Location

800 block of Harlem and Edmondson Ave.

Recommended funding by phase and revenue source

Phase	FY26	FY27	FY28	FY29	FY30	FY31
Unspecified	250	0	0	0	0	0

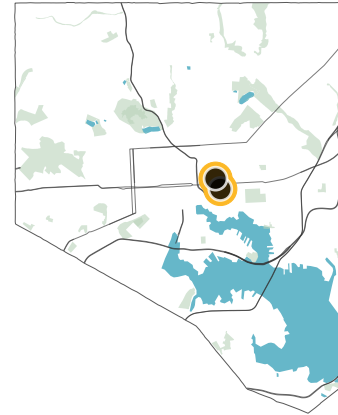
Source	FY26	FY27	FY28	FY29	FY30	FY31
PAYGO	250	0	0	0	0	0
Total	\$250	\$0	\$0	\$0	\$0	\$0

Estimated costs

	Estimate
Design	0
Construction	250
Other	0
Total	\$250

PRJ002434 Perkins Somerset Oldtown Affordable Housing

Meet the City’s annual Perkins Somerset Oldtown (PSO)/ Choice obligation of providing \$500,000 from its Affordable Housing Program Bonds to support the construction of affordable rental housing at the Somerset and Perkins sites. These funds are a condition to satisfying the Choice Neighborhoods Grant Agreement requirement that 1,364 rental units be available at the Perkins and Somerset sites by September 30,2025. Because the City and Housing Authority are co-grantees, failure to satisfy this term could be considered a default. In the event of a default, the City and Housing Authority would be jointly liable to repay HUD Funds and would likely be disqualified from future Choice or other HUD grant awards.



Project type

Non-City-Owned Project – Community or Economic Development

Cost center

CAP009588 CAP Housing and Community Development

Location

Perkins Somerset Oldtown (PSO) area

Recommended funding by phase and revenue source

Phase	FY26	FY27	FY28	FY29	FY30	FY31
Unspecified	500	500	0	0	0	0

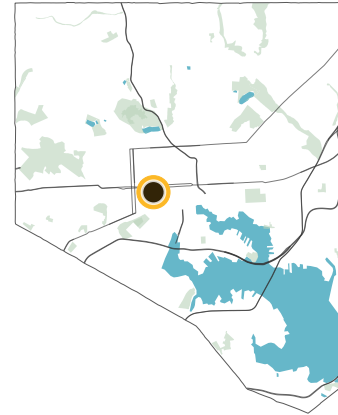
Source	FY26	FY27	FY28	FY29	FY30	FY31
GO Bond - AH	500	500	0	0	0	0
Total	\$500	\$500	\$0	\$0	\$0	\$0

Estimated costs

	Estimate
Design	—
Construction	500
Other	0
Total	\$500

PRJ002437 Poppleton Acquisition, Demolition & Relocation

Support property acquisition, relocation of individuals, and demolition to complete site control of the 13.5 acre Poppleton Redevelopment area for future redevelopment as a mixed income project.



Project type

City-Owned Project – Community or Economic Development

Cost center

CAP009588 CAP Housing and Community Development

Location

Poppleton area

Recommended funding by phase and revenue source

Phase	FY26	FY27	FY28	FY29	FY30	FY31
Unspecified	200	500	0	0	0	0

Source	FY26	FY27	FY28	FY29	FY30	FY31
GO Bond - CED	200	500	0	0	0	0
Total	\$200	\$500	\$0	\$0	\$0	\$0

Estimated costs

	Estimate
Design	0
Construction	700
Other	0
Total	\$700

PRJ002438 Low-Income Mortgage Program

Provide mortgages for residents below 50% Area Median Income (AMI) to purchase properties as their primary residence. Purchase price is not to exceed \$75,000.

Project type

Grant and Loan Program – Community or Economic Development

Cost center

CAP009588 CAP Housing and Community Development

Location

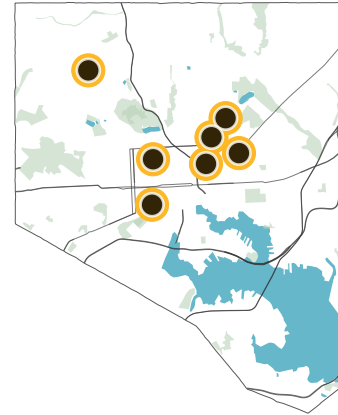
Multiple locations citywide

Recommended funding by phase and revenue source

Phase	FY26	FY27	FY28	FY29	FY30	FY31
Unspecified	100	350	100	100	100	100
Source	FY26	FY27	FY28	FY29	FY30	FY31
GO Bond - CED	100	350	100	100	100	100
Total	\$100	\$350	\$100	\$100	\$100	\$100

PRJ002439 Impact Investment Area Program

Assemble and redevelop sites within the City’s seven Impact Investment Areas through planning efforts in partnership with community stakeholders. These areas were selected where the City can have the most impact by “building from strength” in an asset-based approach to create stable and thriving neighborhoods.



Project type

City-owned Program – Community or Economic Development

Cost center

CAP009588 CAP Housing and Community Development

Location

Impact Investment Areas

Recommended funding by phase and revenue source

Phase	FY26	FY27	FY28	FY29	FY30	FY31
Unspecified	29,300	28,250	20,000	20,000	20,000	20,000

Source	FY26	FY27	FY28	FY29	FY30	FY31
GO Bond - CED	8,000	8,000	0	0	0	0
PAYGO	1,300	1,700	0	0	0	0
State Grant	20,000	18,550	20,000	20,000	20,000	20,000
Total	\$29,300	\$28,250	\$20,000	\$20,000	\$20,000	\$20,000

Estimated costs

	Estimate
Design	0
Construction	2,000
Other	0
Total	\$2,000

PRJ002538 Community Catalyst Grant Program

Award capital funds to community-based organizations supporting community-driven revitalization efforts that align with the City’s Framework for Community Development. Funds may be used to support activities such as housing, commercial corridor development mixed use projects, small business development, open space, community facilities and other revitalization initiatives. Funds will be made available on a competitive basis and could be awarded as grants, loans or subsidies depending upon the proposed project.

Project type

Grant and Loan Program – Community or Economic Development

Cost center

CAP009588 CAP Housing and Community Development

Location

Various locations citywide

Recommended funding by phase and revenue source

Phase	FY26	FY27	FY28	FY29	FY30	FY31
Unspecified	1,500	1,500	0	0	0	0

Source	FY26	FY27	FY28	FY29	FY30	FY31
GO Bond - CED	1,500	1,500	0	0	0	0
Total	\$1,500	\$1,500	\$0	\$0	\$0	\$0

Estimated costs

	Estimate
Design	0
Construction	1,500

DEPARTMENT OF HOUSING AND COMMUNITY DEVELOPMENT

	Estimate
Other	0
Total	\$1,500

PRJ002604 Housing Repair Assistance Programs

Provide existing homeowners with assistance for emergency repairs to their residences. Applications are accepted through referrals from the LIGHT Program, Mayors Office, City Council, Community Action Centers, and Neighborhood Associations.

Project type

Grant and Loan Program – Community or Economic Development

Cost center

CAP009588 CAP Housing and Community Development

Location

Various locations citywide

Recommended funding by phase and revenue source

Phase	FY26	FY27	FY28	FY29	FY30	FY31
Unspecified	2,300	2,300	2,300	2,300	2,300	2,300

Source	FY26	FY27	FY28	FY29	FY30	FY31
Fed. Grant	1,500	1,500	1,500	1,500	1,500	1,500
GO Bond - CED	800	800	800	800	800	800
Total	\$2,300	\$2,300	\$2,300	\$2,300	\$2,300	\$2,300

Estimated costs

	Estimate
Design	0
Construction	11,000
Other	0
Total	\$11,000

PRJ002677 Downpayment and Closing Cost Assistance

Provide down payment and closing costs assistance to those who don't qualify for CDBG programs, such as those purchasing property through the Low-Income Mortgage Program.

Project type

Grant and Loan Program – Community or Economic Development

Cost center

CAP009588 CAP Housing and Community Development

Location

Impact Investment Areas

Recommended funding by phase and revenue source

Phase	FY26	FY27	FY28	FY29	FY30	FY31
Unspecified	1,000	1,000	2,000	2,000	3,000	3,000

Source	FY26	FY27	FY28	FY29	FY30	FY31
GO Bond - AH	1,000	1,000	2,000	2,000	3,000	3,000
Total	\$1,000	\$1,000	\$2,000	\$2,000	\$3,000	\$3,000

Estimated costs

	Estimate
Design	0
Construction	100
Other	0
Total	\$100

PRJ002678 Middle Neighborhood Strategy Implementation

Support the implementation of the Middle Neighborhood Strategy.

Project type

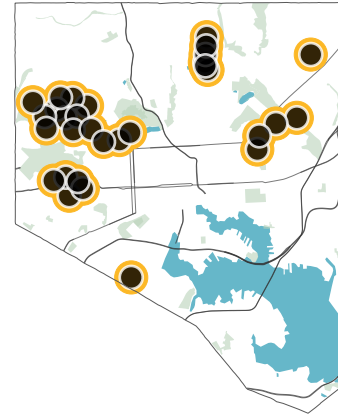
City-owned Program – Community or Economic Development

Cost center

CAP009588 CAP Housing and Community Development

Location

Multiple locations citywide



Recommended funding by phase and revenue source

Phase	FY26	FY27	FY28	FY29	FY30	FY31
Unspecified	1,100	750	800	800	800	800

Source	FY26	FY27	FY28	FY29	FY30	FY31
GO Bond - CED	600	750	800	800	800	800
PAYGO	500	0	0	0	0	0
Total	\$1,100	\$750	\$800	\$800	\$800	\$800

PRJ002928 Dangerous Structures - Demolition and Stabilization

Manage and execute site work, construction, reconstruction, partial/full demolition and partial/full stabilization to properties that pose health and safety dangers to the general public or occupants of adjacent properties.

Project type

City-owned Program – Community or Economic Development

Cost center

CAP009588 CAP Housing and Community Development

Location

Citywide

Recommended funding by phase and revenue source

Phase	FY26	FY27	FY28	FY29	FY30	FY31
Unspecified	4,250	4,250	4,250	4,250	1,750	1,750

Source	FY26	FY27	FY28	FY29	FY30	FY31
Fed. Grant	1,750	1,750	1,750	1,750	1,750	1,750
GO Bond - CED	2,500	2,500	2,500	2,500	0	0
Total	\$4,250	\$4,250	\$4,250	\$4,250	\$1,750	\$1,750

Estimated costs

	Estimate
Design	0
Construction	6,250
Other	0
Total	\$6,250

PRJ003088 Gompers Building Redevelopment

Provide developer incentive for redevelopment of Gompers building.

Project type

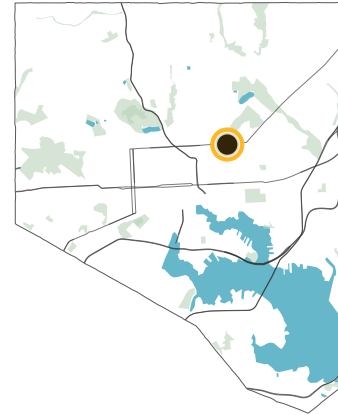
City-Owned Project – Community or Economic Development

Cost center

CAP009588 CAP Housing and Community Development

Location

Gompers Building, 1701 East North Ave.



Recommended funding by phase and revenue source

Phase	FY26	FY27	FY28	FY29	FY30	FY31
Unspecified	750	0	0	0	0	0

Source	FY26	FY27	FY28	FY29	FY30	FY31
GO Bond - CED	750	0	0	0	0	0
Total	\$750	\$0	\$0	\$0	\$0	\$0

PRJ003201 Infrastructure Assessment & Analysis

Utilize DOT on-call contracts or to release a Request for Qualifications for a consultant to work with DHCD, DOT, and developers to review proposed public infrastructure budgets for redevelopment and prepare assessments to identify the conditions of existing infrastructure and costs to upgrade or replace.

Project type

City-owned Program – Community or Economic Development

Cost center

CAP009588 CAP Housing and Community Development

Location

Multiple locations citywide

Recommended funding by phase and revenue source

Phase	FY26	FY27	FY28	FY29	FY30	FY31
Unspecified	250	0	0	0	0	0
Source	FY26	FY27	FY28	FY29	FY30	FY31
PAYGO	250	0	0	0	0	0
Total	\$250	\$0	\$0	\$0	\$0	\$0

PRJ003236 Emergency Demolition & Stabilization Program

Demolish or stabilize properties that have been damaged to an extent that threatens their structural integrity and present an imminent threat to the health and safety of the general public and/or to the occupants of adjacent properties.

Project type

City-owned Program – Community or Economic Development

Cost center

CAP009588 CAP Housing and Community Development

Location

Various locations citywide

Recommended funding by phase and revenue source

Phase	FY26	FY27	FY28	FY29	FY30	FY31
Construction	1,500	1,500	1,500	1,500	1,500	1,500

Source	FY26	FY27	FY28	FY29	FY30	FY31
GO Bond - CED	1,500	1,500	1,500	1,500	1,500	1,500
Total	\$1,500	\$1,500	\$1,500	\$1,500	\$1,500	\$1,500

PRJ003476 Infrastructure for Site Assemblage

Prepare sites for future development, by addressing critical infrastructure needs, paving the way for quality, affordable housing options, including both rental and homeownership opportunities, to establish a thriving, mixed-income community. By focusing on equitable development, this project aims to benefit existing homeowners and long-term residents, helping them to enjoy rising property values and neighborhood improvements. Additionally, reducing vacancies will contribute to the overall revitalization and stability of the area.

Project type

City-owned Program —

Cost center

CAP009588 CAP Housing and Community Development

Location

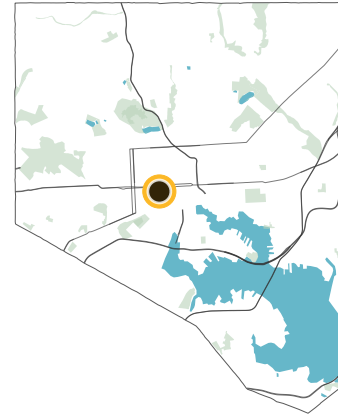
Multiple locations citywide

Recommended funding by phase and revenue source

Phase	FY26	FY27	FY28	FY29	FY30	FY31
Construction	750	750	0	0	0	0
Source	FY26	FY27	FY28	FY29	FY30	FY31
PAYGO	750	750	0	0	0	0
Total	\$750	\$750	\$0	\$0	\$0	\$0

PRJ003477 Poe Home Public Right-of-Way Infrastructure

Improve public right-of-way infrastructure as necessary for the Poe Homes redevelopment. Key activities include relocating telephone poles, conducting site surveys, moving and upgrading infrastructure, expanding and opening alleys, and performing necessary environmental assessments and remediation. These improvements are intended to enhance accessibility, optimize land use, and ensure safe and environmentally responsible development within public spaces.



Project type

City-Owned Project —

Cost center

CAP009588 CAP Housing and Community Development

Location

Poe Homes area

Recommended funding by phase and revenue source

Phase	FY26	FY27	FY28	FY29	FY30	FY31
Construction	0	1,000	2,740	4,455	3,750	4,320
Source	FY26	FY27	FY28	FY29	FY30	FY31
GO Bond - Infra.	0	1,000	2,740	4,455	3,750	4,320
Total	\$0	\$1,000	\$2,740	\$4,455	\$3,750	\$4,320

PRJ003478 Hope Village - Housing Assistance

Construct small-footprint homes and essential infrastructure, and provide down payment and closing costs to provide deeply affordable homeownership opportunities in the Park Heights and Broadway East neighborhoods, targeted locations for the FY26 Hope Village initiative. This project is designed to strengthen community stability and increase affordable housing options, fostering long-term investment in these neighborhoods.

Project type

Non-City-Owned Project –

Cost center

CAP009588 CAP Housing and Community Development

Location

Park Heights and Broadway East neighborhoods

Recommended funding by phase and revenue source

Phase	FY26	FY27	FY28	FY29	FY30	FY31
Unspecified	2,000	2,000	2,000	2,000	2,000	2,000
Source	FY26	FY27	FY28	FY29	FY30	FY31
GO Bond - AH	2,000	2,000	2,000	2,000	2,000	2,000
Total	\$2,000	\$2,000	\$2,000	\$2,000	\$2,000	\$2,000

PRJ002435 CDBG Subrecipient Capital Projects

Provide capital support to address core community development needs in neighborhoods with limited access to public or private capital. Awards support affordable housing production, the creation of community-managed open spaces (CMOS), and projects that support community-based programs and facilities that serve predominantly low- and moderate-income city residents.

Project type

Grant and Loan Program – Community or Economic Development

Cost center

CAP009593 CAP Housing and Community Development CDBG

Location

Multiple locations in low- to moderate-income areas

Recommended funding by phase and revenue source

Phase	FY26	FY27	FY28	FY29	FY30	FY31
Unspecified	3,050	3,050	3,050	3,050	3,050	3,050

Source	FY26	FY27	FY28	FY29	FY30	FY31
Fed. Grant	3,050	3,050	3,050	3,050	3,050	3,050
Total	\$3,050	\$3,050	\$3,050	\$3,050	\$3,050	\$3,050

Estimated costs

	Estimate
Design	0
Construction	1,000
Other	0
Total	\$1,000

PRJ002540 Baltimore Shines - Low Income Solar Program

Create a replicable, scalable model for roof top solar installations for low income homeowners across the city.

Project type

Grant and Loan Program – Community or Economic Development

Cost center

CAP009593 CAP Housing and Community Development CDBG

Location

Various locations citywide

Recommended funding by phase and revenue source

Phase	FY26	FY27	FY28	FY29	FY30	FY31
Unspecified	450	450	450	450	450	450

Source	FY26	FY27	FY28	FY29	FY30	FY31
Fed. Grant	450	450	450	450	450	450
Total	\$450	\$450	\$450	\$450	\$450	\$450

Estimated costs

	Estimate
Design	0
Construction	3,700
Other	0
Total	\$3,700

PRJ003535 Emergency Mortgage Housing Assistance Program

This program will provide funding to assist city homeowners with overdue mortgage payments, homeowner insurance, property taxes and water bills that are past due.

Project type

Grant and Loan Program – Community or Economic Development

Cost center

CAP009593 CAP Housing and Community Development CDBG

Location

Citywide

Recommended funding by phase and revenue source

Phase	FY26	FY27	FY28	FY29	FY30	FY31
Unspecified	2,000	0	0	0	0	0

Source	FY26	FY27	FY28	FY29	FY30	FY31
Fed. Grant	2,000	0	0	0	0	0
Total	\$2,000	\$0	\$0	\$0	\$0	\$0

PRJ002324 Housing Updates to Benefit Seniors (HUBS) Program

Provide home modifications and repairs needed for older adults (55 years +) to remain independent and age in place.

Project type

Grant and Loan Program – Community or Economic Development

Cost center

CAP009610 CAP Housing and Community Development HOME

Location

Citywide

Recommended funding by phase and revenue source

Phase	FY26	FY27	FY28	FY29	FY30	FY31
Unspecified	500	500	500	500	500	500

Source	FY26	FY27	FY28	FY29	FY30	FY31
PAYGO	500	500	500	500	500	500
Total	\$500	\$500	\$500	\$500	\$500	\$500

Estimated costs

	Estimate
Design	0
Construction	7,500
Other	0
Total	\$7,500

PRJ002676 HOME Investment Partnerships Program

Provide gap financing to housing developments financed using Low Income Housing Tax Credits serving residents at 60% and below of area median income, adjusted for family size. This program supports the Mayor’s Citywide goals of supporting equitable neighborhood development and providing a range of housing opportunities.

Project type

City-owned Program – Community or Economic Development

Cost center

CAP009610 CAP Housing and Community Development HOME

Location

Multiple locations citywide

Recommended funding by phase and revenue source

Phase	FY26	FY27	FY28	FY29	FY30	FY31
Unspecified	5,200	5,200	5,200	5,200	5,200	5,200
Source	FY26	FY27	FY28	FY29	FY30	FY31
Fed. Grant	5,000	5,000	5,000	5,000	5,000	5,000
GO Bond - CED	200	200	200	200	200	200
Total	\$5,200	\$5,200	\$5,200	\$5,200	\$5,200	\$5,200

Department of Planning

Agency overview

The Department of Planning (DOP) provides services in urban and strategic planning, historical and architectural preservation, zoning, design, development, and capital budgeting to promote the sustained economic, social, and community development of the City of Baltimore. The services provided by the Department of Planning are mandated by Articles VI and VII of the Baltimore City Charter and the Zoning Code. The Charter authorizes the Planning Commission to develop and update plans for the physical development of the City, review proposals for the subdivision of land, submit an annual capital budget and six-year Capital Improvement Program, and make recommendations on proposed amendments to the City's Zoning Ordinance. The Department also supports the Commission on Historical and Architectural Preservation, the Sustainability Commission, the Planning Academy, the Food Policy Advisors and an advisory group for the Comprehensive Plan. These groups, in conjunction with the work of the Community Planning and Revitalization Division, keep the Department relevant and grounded with the citizens it serves.

[Learn more on the DOP website »](#)

Project details

The program for the Department of Planning includes \$1.56M for four projects. One location are mapped and one projects has a citywide scope.

Projects by Cost Center

Project Name	FY26	FY27-31
PRJ002017 935019 Baltimore Green Network	-\$476	\$0
PRJ003505 Capital Improvement Program	\$300	\$1,650
PRJ003537 Northern Community Action Center - Redevelopment and Reconstruction Study	\$300	\$0
Total - CAP009188 CAP Planning	\$124	\$1,650
PRJ000003 901010 Historic Public Monuments	-\$214	\$0
Total - RES009186 RES Planning	-\$214	\$0

PRJ002017 935019 Baltimore Green Network

Project type

—

Cost center

CAP009188 CAP Planning

Recommended funding by phase and revenue source

Phase	FY26	FY27	FY28	FY29	FY30	FY31
Unspecified	-476	0	0	0	0	0

Source	FY26	FY27	FY28	FY29	FY30	FY31
PAYGO	-476	0	0	0	0	0
Total	-\$476	\$0	\$0	\$0	\$0	\$0

PRJ003505 Capital Improvement Program

Develop and manage the Capital Improvement Program.

Project type

City-owned Program – Community or Economic Development

Cost center

CAP009188 CAP Planning

Location

Citywide

Recommended funding by phase and revenue source

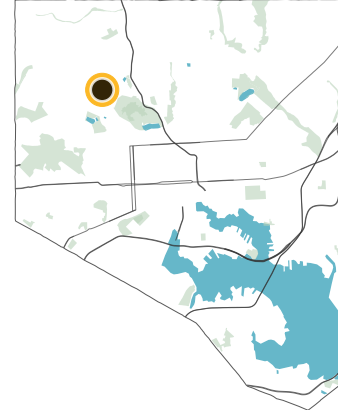
Phase	FY26	FY27	FY28	FY29	FY30	FY31
Planning/Design	300	300	325	325	350	350
Source	FY26	FY27	FY28	FY29	FY30	FY31
PAYGO	300	300	325	325	350	350
Total	\$300	\$300	\$325	\$325	\$350	\$350

Optimal program funding level

\$300K

PRJ003537 Northern Community Action Center - Redevelopment and Reconstruction Study

Conduct preliminary planning including predevelopment and feasibility studies, and design of the Northern Community Action Center as a part of the Greater Govans York Road Corridor Plan.



Project type

City-Owned Project – Modernization

Cost center

CAP009188 CAP Planning

Location

3939 Reisterstown Rd.

Recommended funding by phase and revenue source

Phase	FY26	FY27	FY28	FY29	FY30	FY31
Planning/Design	300	0	0	0	0	0

Source	FY26	FY27	FY28	FY29	FY30	FY31
State Grant	300	0	0	0	0	0
Total	\$300	\$0	\$0	\$0	\$0	\$0

PRJ000003 901010 Historic Public Monuments

Project type

—

Cost center

RES009186 RES Planning

Recommended funding by phase and revenue source

Phase	FY26	FY27	FY28	FY29	FY30	FY31
Unspecified	-214	0	0	0	0	0

Source	FY26	FY27	FY28	FY29	FY30	FY31
PAYGO	-214	0	0	0	0	0
Total	-\$214	\$0	\$0	\$0	\$0	\$0

Department of Public Works

Agency overview

The Department of Public Works (DPW) mission is to enhance and sustain healthy quality of life for every resident and customer by providing efficient management of its services. The Department of Public Works consists of three major divisions: the Bureau of Solid Waste, the Bureau of Water and Wastewater, and the Surface Water Service (Stormwater). The Bureau of Solid Waste is responsible for providing waste removal and recycling services, including curbside collection of mixed refuse, recycling, and seasonal waste for residents in around 210,000 households. The Bureau also provides vacant and abandoned property maintenance services, rat control services, as well as public right-of-way cleaning of streets, alleys, and lots. The Bureau of Water and Wastewater is responsible for the operation of a water distribution system that supplies water to 1.8 million customers in the Baltimore Metropolitan Region. These responsibilities include the operation, maintenance, and security of three watershed systems; three filtration plants; pumping stations; and 3,800 miles of water distribution mains. The Bureau's wastewater activities include collection and treatment of wastewater, the operation and maintenance of two wastewater treatment plants, approximately 3,100 miles of collection and conveyance lines, pumping stations, and the City's system of storm drains. The Surface Water Service consolidates all Stormwater related functions. The Division's mission is to restore the City's surface water to swimmable, fishable conditions in compliance with the Environmental Protection Agency and the Clean Water Act.

Capital projects include improvements to all facilities related to solid waste, water, wastewater, and stormwater service. Project involve repairs for pipes, pumping stations, water filtration, sewage treatment, reservoirs, and more.

[Learn more on the DPW website »](#)

Project details

The program for the Department of Public Works includes \$3,441.65M for one hundred seventy-four projects. Ninety-two locations are mapped and seventy projects have a citywide scope.

Projects by Cost Center

Project Name	FY26	FY27-31
PRJ000188 902047 Quarantine Road Landfill Expansion	\$3,000	\$3,000
PRJ001572 913035 Northwest Transfer Station	\$500	\$0
PRJ002510 917035 517-035 Solid Waste Facility Health and Safety Improvements	\$500	\$13,000
PRJ002515 925033 517-033 Solid Waste Regulatory Compliance Services	\$2,000	\$11,000
PRJ002517 961010 517-010 Eastside Transfer Station	\$21,000	\$42,000
PRJ002682 924037 Western Sanitation Yard Renovation	\$2,000	\$0
Total - CAP009517 CAP Solid Waste	\$29,000	\$69,000
PRJ000729 905400 SDC 7759 Pulaski Highway Drainage Improvement	\$0	\$5,865
PRJ002415 921055 520-055 MS4 Permit Requirements	\$15,275	\$0
PRJ002509 916049 520-049 SDC-7773 Gwynns Falls Drainage	\$603	\$50,000
PRJ002935 SDC 7802 Hillen Road and 35th Street Storm Drain Improvement	\$528	\$50,000
PRJ002938 SDC 7804 2325 East Fort Ave Drainage Improvement Project	\$0	\$7,000
PRJ002939 SDC 7806 Drainage Study and Design	\$0	\$3,000
PRJ002940 ER4134 Outfall Stabilization	\$0	\$25,000
PRJ002942 SDC 7811 3301 Childs Street Drainage Improvement Project	\$0	\$1,000
PRJ003270 Project 1391 Baltimore City Stormwater Masterplan	\$0	\$1,000
PRJ003436 SDC TBD Drainage Repairs and Improvements at Various Locations Future Years	\$0	\$47,500
Total - CAP009520 CAP Stormwater	\$16,406	\$190,365
PRJ000644 904995 ER4023 Biddison Run Stream Restoration	\$0	\$5,000

DEPARTMENT OF PUBLIC WORKS

Project Name	FY26	FY27-31
PRJ002597 926034 525-034 ER-4121 Herring Run 84" Water Main Stream Restoration	\$0	\$19,500
PRJ003180 Middle Branch Resiliency Initiative	\$20,670	\$0
PRJ003445 ER 4133 Batch I ESD Design	\$800	\$0
PRJ003446 ER 4136 Batch II ESD Design	\$800	\$0
PRJ003447 ER 4138 Batch III ESD Design	\$1,100	\$0
Total - CAP009525 CAP Stormwater Pollution	\$23,370	\$24,500
PRJ000287 902889 SC989 Patapsco Fine Screen	\$0	\$15,475
PRJ000298 902943 SC995 Miscellaneous Pump Station Rehabilitation	\$0	\$700
PRJ000380 903345 SC938 Patapsco Headworks	\$4,000	\$0
PRJ000412 903569 Sanitary Sewer Replacement and Rehabilitation	\$5,000	\$0
PRJ000452 903890 SC990 Administration Building Repairs	\$0	\$19,726
PRJ000457 903944 SC992 Egg Shaped Digester	\$3,453	\$0
PRJ000474 904017 SC979 Dundalk Pumping Sta Rehabilitation	\$31,657	\$0
PRJ000633 904950 SC996 BR WWTP Sludge Storage	\$0	\$73,445
PRJ000635 904953 Project 1294 Consent Decree PM	\$10,000	\$10,000
PRJ000813 905935 SC991 Pat Liquid Oxygen	\$0	\$62,108
PRJ000922 906548 SC949 Rehabilitation Stony Run Pumping	\$8,390	\$0
PRJ000943 906684 SC935 Sparrows Pt Alt Outfall	\$31,050	\$0
PRJ001046 907336 SC926 Patapsco WWTP Power Rel	\$5,214	\$0
PRJ001161 908126 WC1373 Urgent Needs Large Meters WW	\$10,000	\$100,000
PRJ001205 908692 Electrical Systems Upgrades	\$2,427	\$0
PRJ001234 909048 SC969 Lane Siphon and Armistead Run	\$3,414	\$0
PRJ001426 911022 SC982 Eastern Ave Pumping Station	\$25,759	\$0
PRJ001692 915933 SC988 Pat Second Reactor	\$0	\$53,946
PRJ001963 928009 SC 951 Comprehensive Biosolids	\$0	\$36,745
PRJ002216 914133 Jones Falls Sewershed Inflow	\$0	\$31,615
PRJ002370 902928 SC1028 Outfall 156	\$11,000	\$0

DEPARTMENT OF PUBLIC WORKS

Project Name	FY26	FY27-31
PRJ002774 SC 1037 Effluent Filter Rehabilitation at Back River WWTP	\$2,400	\$0
PRJ002817 SC1008 Project 1330H Phase II Inflow and Infiltration Reduction in the Low Level and Herring Run Sew	\$0	\$16,500
PRJ002818 SC1009 Project 1330J Phase II Jones Falls Sewershed Inflow & Infiltration Reduction - Area D	\$10,623	\$0
PRJ002819 SC1010 Project 1330RK Phase II Jones Falls Sewershed Inflow & Infiltration Reduction - Area C	\$7,850	\$0
PRJ002831 SC-1032 (Project 1355) Activated Plant 3 Rehab at BRWWTP	\$0	\$122,149
PRJ002947 SC-1013 High Level Sewershed Inflow and Infiltration Reduction - Project 01	\$0	\$18,368
PRJ002948 Gwynns Falls Phase II Sewershed Improvements for 5 year LOP (GF-2_Conveyance Upgrade)	\$0	\$98,302
PRJ002950 SC-1023 High Rate Facility Renovation at BRWWTP	\$2,000	\$16,000
PRJ002951 Patapsco Sludge Digestion Facilities	\$0	\$68,526
PRJ002953 Inflow and infiltration reduction in various locations in the Baltimore City - Project 01	\$0	\$7,091
PRJ002954 Patapsco Centrate Treatment Facilities	\$0	\$54,648
PRJ002958 SC-993 Jones Falls Pumping Station Capacity Upgrade	\$12,250	\$0
PRJ003142 SC 1035 Southwest Diversion Improvements Phase II	\$0	\$39,203
PRJ003143 SC 1039 Urgent Needs Improvements to Baltimore City Sanitary Sewers in Various Locations - Zone 3	\$11,050	\$0
PRJ003145 SC 1041 Construction Management Services for Wastewater Collections System	\$2,500	\$0
PRJ003149 SC 1042 Construction Management Services for Wastewater Collection System	\$4,400	\$0
PRJ003287 SC 1016 Jones Falls Sewershed Inflow and Infiltration Reduction - Project 03	\$0	\$18,800
PRJ003289 SC TBD Back River Centrate Treatment Facility	\$0	\$68,626
PRJ003498 Rehabilitation and Improvements to Sanitary Sewers at Various Locations in Baltimore City	\$19,980	\$39,960

DEPARTMENT OF PUBLIC WORKS

Project Name	FY26	FY27-31
PRJ003499 SC 1044 HL Hyd High Level Phase II Sewershed Improvements for 5 year LOP (HL-2_Conveyance Upgrade)	\$0	\$36,397
PRJ003500 SC 1045 JF Hyd Jones Falls Phase II Sewershed Improvements for 5 year LOP	\$0	\$59,989
PRJ003501 SC 1046 OF Hyd Outfall Phase II Sewershed Improvements for 5 Year Storm LOP	\$0	\$155,084
PRJ003502 HR Hyd Herring Run Phase II Sewershed Improvements for 5 year LOP (HR-3_Conveyance Upgrade)	\$3,888	\$46,138
PRJ003503 LL Hyd LL Phase II Sewershed Improvements for 5-Year Hybrid LOP (LL-3_Conveyance Upgrade)	\$4,320	\$47,952
PRJ003514 Project 1404 On-Call Program Management Services	\$24,200	\$0
Total - CAP009551 CAP Wastewater	\$256,825	\$1,317,490
PRJ000191 902070 Watershed Bridge Maintenance	\$2,376	\$26,730
PRJ000306 902973 WC 1257 Falls Road WM Replacement	\$0	\$10,856
PRJ000435 903731 Montebello Water Recycle Program	\$0	\$20,000
PRJ000503 904121 WC 1281 WM Rehabilitation South St Vicinity DT	\$0	\$11,814
PRJ000519 904178 WM Keswick Rd and Vicinity	\$6,000	\$0
PRJ000638 904976 WC1406 On Call Carbon Fiber	\$0	\$6,480
PRJ000700 905192 Project 1201 Large Diameter Maintenance	\$15,120	\$30,240
PRJ000774 905704 Construction Reserve Water Facility Protection	\$0	\$50,000
PRJ000832 906068 Watershed Rd and Culvert Maintenance	\$3,240	\$0
PRJ000843 906095 Project 1185.7.3 WC 1323 SM Water	\$0	\$18,600
PRJ000863 906133 Construction Reserve Meter Replacement	\$10,000	\$100,000
PRJ000968 906918 Ashburton Water Pumping Station	\$4,082	\$0
PRJ001019 907127 WC 1301 O and C Lg Water Main Replacement	\$0	\$13,023
PRJ001040 907224 Leakin Park Pump Station Rehabilitation	\$16,054	\$0
PRJ001072 907638 Water Audit	\$0	\$6,480
PRJ001081 907687 WC 1197 Susquehanna Transfer	\$0	\$31,196
PRJ001105 907997 BC 6520 Prettyboy Bridge Deck	\$0	\$16,391
PRJ001146 908094 Project 1185.7.1 and 2 WC1321 22	\$0	\$14,758
PRJ001182 908400 Construction Reserve Valve and Hydrant R	\$2,700	\$5,400

DEPARTMENT OF PUBLIC WORKS

Project Name	FY26	FY27-31
PRJ001194 908503 WC1219 Lab Facility Montebello	\$0	\$12,176
PRJ001223 908936 WC1285 Caroline WM Replacement	\$8,000	\$0
PRJ001263 909098 Future Water Main Replacement	\$0	\$280,000
PRJ001304 909501 Montebello Water Filtration Pl	\$0	\$47,423
PRJ001395 910300 Urgent Needs Water Facilities	\$1,400	\$47,466
PRJ001410 910609 Project 1185.3 WC 1313 and WC 1312	\$10,688	\$0
PRJ001475 911223 Watershed Comprehensive Plan	\$0	\$28,937
PRJ001943 926030 Liberty Reservoir Dam Crest	\$0	\$10,028
PRJ002009 933989 WC 1392 20 Inch Franklinton	\$19,050	\$0
PRJ002029 938005 Water Supply Tunnel Inspection and Rehabilitation	\$0	\$12,827
PRJ002225 904239 Mount St Water Main Replace	\$0	\$10,695
PRJ002231 905242 Ridgely's Delight Water Replac	\$0	\$8,750
PRJ002233 905967 WC 1413R Montebello Lake Dredging	\$5,670	\$0
PRJ002234 906246 Patterson Park East Water Main	\$0	\$16,475
PRJ002236 907247 Walker Ave Water Replacement	\$0	\$18,153
PRJ002562 907256 557-256 WC-1430 Water Main Replacement at Various Locations	\$17,304	\$0
PRJ002569 906252 557-252 WC-TBD On-Call Design & Engineering Services	\$5,454	\$0
PRJ002701 906154 Conckling St., Russell St, & Vicinity WM Replacements	\$7,659	\$0
PRJ002821 WC 1420 Montebello WFP I Filter Upgrades	\$0	\$47,823
PRJ002959 WC-1419 Greenmount Ave 36" Water Main Rehabilitation	\$0	\$23,885
PRJ002964 BC 6518 Kidds Schoolhouse Road over Prettyboy Reservoir	\$0	\$1,458
PRJ002967 Construction Management Assistance for Water Main Replacement Program	\$0	\$4,000
PRJ003158 Urgent Needs Water Infrastructure FY26 - Contract I	\$10,195	\$0
PRJ003159 Urgent Needs Water Infrastructure FY26 - Contract II	\$10,195	\$0
PRJ003160 Urgent Needs Water Infrastructure FY26 - Contract III	\$10,195	\$0

DEPARTMENT OF PUBLIC WORKS

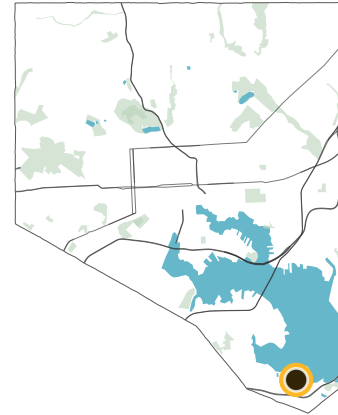
Project Name	FY26	FY27-31
PRJ003161 Urgent Needs Water Infrastructure FY27 - Contract I	\$0	\$10,195
PRJ003162 Urgent Needs Water Infrastructure FY27 - Contract II	\$0	\$10,195
PRJ003163 Urgent Needs Water Infrastructure FY27 - Contract III	\$0	\$10,195
PRJ003164 Urgent Needs Water Infrastructure FY28 - Contract I	\$0	\$10,195
PRJ003165 Urgent Needs Water Infrastructure FY28 - Contract II	\$0	\$10,195
PRJ003166 Urgent Needs Water Infrastructure FY28 - Contract III	\$0	\$10,195
PRJ003167 Urgent Needs Water Infrastructure FY29 - Contract I	\$0	\$10,195
PRJ003168 Urgent Needs Water Infrastructure FY29 - Contract II	\$0	\$10,195
PRJ003169 Urgent Needs Water Infrastructure FY29 - Contract III	\$0	\$10,195
PRJ003170 Urgent Needs Water Infrastructure FY30 - Contract I	\$0	\$10,195
PRJ003171 Urgent Needs Water Infrastructure FY30 - Contract II	\$0	\$10,195
PRJ003172 Urgent Needs Water Infrastructure FY30 - Contract III	\$0	\$10,195
PRJ003176 Water Main Replacements at Various Locations FY 26	\$0	\$20,375
PRJ003224 BC 6503 Loch Raven Road over Minebank Run	\$0	\$2,700
PRJ003226 BC 6508 Loch Raven Drive over Shanghai Creek	\$0	\$4,050
PRJ003228 BC 6517 Gunpowder Road over Gunpowder Falls	\$0	\$1,458
PRJ003231 BC 6527 Cotter Road over Flintstone Run	\$0	\$4,050
PRJ003232 BC 8004 Traceys Store Run over Prettyboy Branch	\$0	\$8,532
PRJ003453 WC 1318 Downtown, Bolton Hill, Guilford Neighborhoods & Vicinity WM Replacement	\$46,447	\$0
PRJ003454 WC 1322 Belair Rd Neighborhood and Vicinity WM Replacement	\$0	\$18,250
PRJ003455 WC 1416 E. Madison St. and Vicinity WM Replacement	\$0	\$8,800
PRJ003456 WC 1280 Glenmore Ave & Vicinity WM Replacement	\$0	\$14,124
PRJ003457 WC 1277 Windsor Mill Rd & Baker St & Vicinity WM Replacement	\$0	\$10,471
PRJ003458 Urgent Needs Water Infrastructure FY31 - Contract I	\$0	\$10,195
PRJ003459 Urgent Needs Water Infrastructure FY31 - Contract II	\$0	\$10,195
PRJ003460 Urgent Needs Water Infrastructure FY31 - Contract III	\$0	\$10,195
PRJ003461 WC 1271 Cross St & Vicinity WM Replacement	\$353	\$25,277
PRJ003462 WC 1273 Forest Park & Vicinity WM Replacement	\$152	\$11,485

DEPARTMENT OF PUBLIC WORKS

Project Name	FY26	FY27-31
PRJ003515 Project 1404 On-Call Program Management Services	\$19,800	\$0
PRJ003516 County Billing Reconciliation	\$5,000	\$0
Total - CAP009557 CAP Water Supply	\$237,133	\$1,214,564
PRJ000009 901053 SDC7779 SM Storm Drain and Inlet	\$0	\$2,000
PRJ000498 904099 Small Storm Drains and Inlet Repair	\$0	\$1,000
Total - RES009522 RES Stormwater	\$0	\$3,000
PRJ000904 906405 Citywide Stream Restoration	\$0	\$60,000
Total - RES009526 RES Pollution and Erosion Control	\$0	\$60,000

PRJ000188 902047 Quarantine Road Landfill Expansion

The purpose of the project is to extend the life of the existing Quarantine Road Landfill beyond 2027 by adding cells to the landfill to receive more waste.



Project type

City-Owned Project – New Asset

Cost center

CAP009517 CAP Solid Waste

Location

6100 Quarantine Road

Recommended funding by phase and revenue source

Phase	FY26	FY27	FY28	FY29	FY30	FY31
Construction	3,000	3,000	0	0	0	0

Source	FY26	FY27	FY28	FY29	FY30	FY31
GO Bond - Infra.	3,000	3,000	0	0	0	0
Total	\$3,000	\$3,000	\$0	\$0	\$0	\$0

Estimated costs

	Estimate
Design	756
Construction	107,590
Other	—
Total	\$108,346

PRJ001572 913035 Northwest Transfer Station

Implement improvements at the Northwest Transfer Station.

Project type

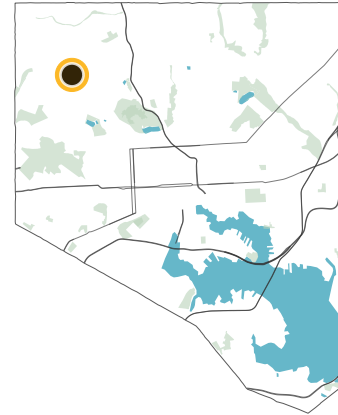
City-Owned Project – State of Good Repair

Cost center

CAP009517 CAP Solid Waste

Location

5030 Reisterstown Rd.



Recommended funding by phase and revenue source

Phase	FY26	FY27	FY28	FY29	FY30	FY31
Construction	500	0	0	0	0	0

Source	FY26	FY27	FY28	FY29	FY30	FY31
GO Bond - Infra.	500	0	0	0	0	0
Total	\$500	\$0	\$0	\$0	\$0	\$0

Estimated costs

	Estimate
Design	50
Construction	500
Other	—
Total	\$550

PRJ002510 917035 517-035 Solid Waste Facility Health and Safety Improvements

Implement health and safety improvements at various sanitation yards and citizen service centers.

Project type

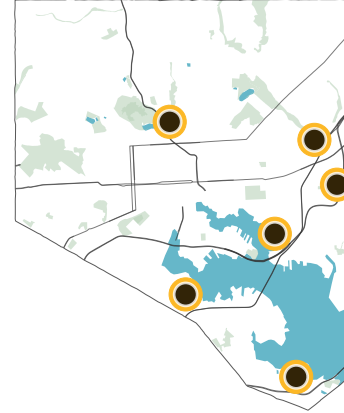
City-Owned Project – State of Good Repair

Cost center

CAP009517 CAP Solid Waste

Location

6101 Bowleys Lane; 111 Kane Street; 6100 Quarantine Road; 701 Reedbird Avenue; 2840 Sisson Street; 3311 Eastbourne Ave



Recommended funding by phase and revenue source

Phase	FY26	FY27	FY28	FY29	FY30	FY31
Construction	500	1,000	3,000	3,000	3,000	3,000

Source	FY26	FY27	FY28	FY29	FY30	FY31
GO Bond - Infra.	500	1,000	3,000	3,000	3,000	3,000
Total	\$500	\$1,000	\$3,000	\$3,000	\$3,000	\$3,000

Estimated costs

	Estimate
Design	—
Construction	22,904
Other	216
Total	\$23,120

PRJ002515 925033 517-033 Solid Waste Regulatory Compliance Services

Quarantine Road Landfill (QRL) is obligated to provide monitoring services for the groundwater, stormwater, leachate, and air.

Project type

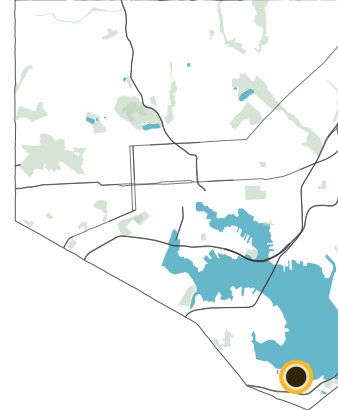
City-owned Program – State of Good Repair

Cost center

CAP009517 CAP Solid Waste

Location

6100 Quarantine Road



Recommended funding by phase and revenue source

Phase	FY26	FY27	FY28	FY29	FY30	FY31
Construction	2,000	2,000	3,000	2,000	2,000	2,000

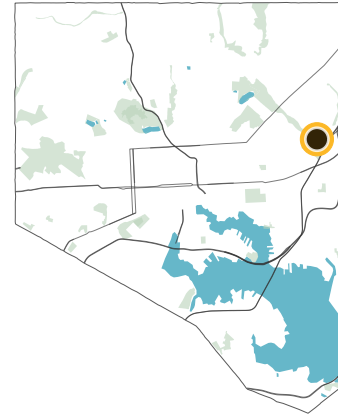
Source	FY26	FY27	FY28	FY29	FY30	FY31
GO Bond - Infra.	2,000	2,000	3,000	2,000	2,000	2,000
Total	\$2,000	\$2,000	\$3,000	\$2,000	\$2,000	\$2,000

Optimal program funding level

\$2,500K

PRJ002517 961010 517-010 Eastside Transfer Station

The construction of a second Eastside Transfer Station will expand operational capacity, alleviate pressure from the Northwest Transfer Station, and allow crews to return to their routes and tasks more quickly than before.



Project type

City-Owned Project – New Asset

Cost center

CAP009517 CAP Solid Waste

Location

6101 Bowleys Lane

Recommended funding by phase and revenue source

Phase	FY26	FY27	FY28	FY29	FY30	FY31
Construction	21,000	0	0	0	0	42,000

Source	FY26	FY27	FY28	FY29	FY30	FY31
GO Bond - Infra.	21,000	0	0	0	0	42,000
Total	\$21,000	\$0	\$0	\$0	\$0	\$42,000

Estimated costs

	Estimate
Design	2,018
Construction	70,000
Other	3,104
Total	\$75,121

PRJ002682 924037 Western Sanitation Yard Renovation

Renovate the facilities at the Western Sanitation Yard at Reedbird Ave.

Project type

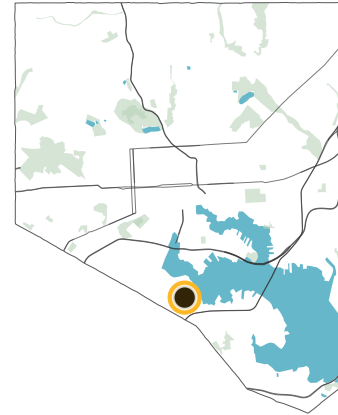
City-Owned Project – Modernization

Cost center

CAP009517 CAP Solid Waste

Location

701 Reedbird Ave.



Recommended funding by phase and revenue source

Phase	FY26	FY27	FY28	FY29	FY30	FY31
Unspecified	2,000	0	0	0	0	0

Source	FY26	FY27	FY28	FY29	FY30	FY31
GO Bond - Infra.	2,000	0	0	0	0	0
Total	\$2,000	\$0	\$0	\$0	\$0	\$0

PRJ000729 905400 SDC 7759 Pulaski Highway Drainage Improvement

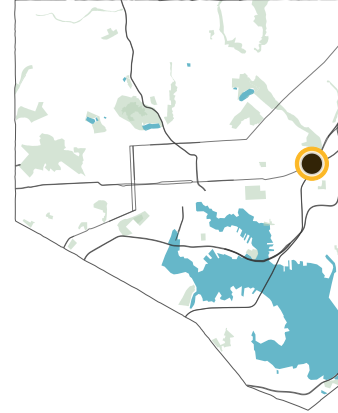
Design and construct storm drain system improvements along Pulaski Highway in order to address persistent flooding problems.

Project type

– Modernization

Cost center

CAP009520 CAP Stormwater



Recommended funding by phase and revenue source

Phase	FY26	FY27	FY28	FY29	FY30	FY31
Planning/Design	0	700	5,165	0	0	0

Source	FY26	FY27	FY28	FY29	FY30	FY31
Rev. Bonds	0	700	5,165	0	0	0
Total	\$0	\$700	\$5,165	\$0	\$0	\$0

Estimated costs

	Estimate
Design	500
Construction	4,385
Other	—
Total	\$4,885

PRJ002415 921055 520-055 MS4 Permit Requirements

Design of alternative engineering solutions to resolve flooding issues including feasibility analysis of locations for Stormwater Management (SWM) and Environmental Site Design (ESD) facilities to meet the City’s Municipal Separate Storm Sewer (MS4) permit requirement for offsetting impervious area, meeting total maximum daily loads (TMDLs) for pollution and trash, and reducing nutrients and sediments.

Project type

City-owned Program —

Cost center

CAP009520 CAP Stormwater

Location

Citywide

Recommended funding by phase and revenue source

Phase	FY26	FY27	FY28	FY29	FY30	FY31
Construction	15,275	0	0	0	0	0
Source	FY26	FY27	FY28	FY29	FY30	FY31
Rev. Bonds	5,275	0	0	0	0	0
Utility Rev.	10,000	0	0	0	0	0
Total	\$15,275	\$0	\$0	\$0	\$0	\$0

Optimal program funding level

\$20,000K

PRJ002509 916049 520-049 SDC-7773 Gwynns Falls Drainage

Assess the storm drain system along Frederick Ave to identify capacity and flooding problems.

Project type

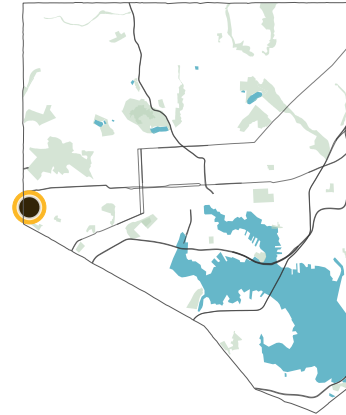
– Modernization

Cost center

CAP009520 CAP Stormwater

Location

Frederick Ave.



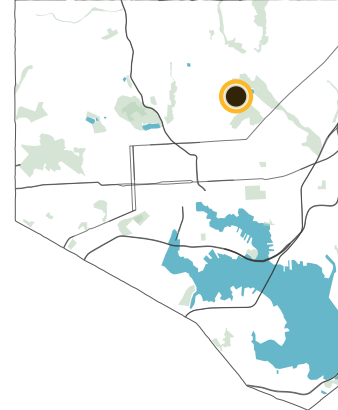
Recommended funding by phase and revenue source

Phase	FY26	FY27	FY28	FY29	FY30	FY31
Planning/Design	603	0	0	0	0	0
Construction	0	0	50,000	0	0	0

Source	FY26	FY27	FY28	FY29	FY30	FY31
Fed. Grant	603	0	0	0	0	0
Rev. Bonds	0	0	50,000	0	0	0
Total	\$603	\$0	\$50,000	\$0	\$0	\$0

PRJ002935 SDC 7802 Hillen Road and 35th Street Storm Drain Improvement

Design and construct storm drain system improvements along Hillen Road and 35th Street in order to address persistent flooding problems.



Project type

City-Owned Project –

Cost center

CAP009520 CAP Stormwater

Location

Hillen Rd. and 35th St.

Recommended funding by phase and revenue source

Phase	FY26	FY27	FY28	FY29	FY30	FY31
Planning/Design	528	0	0	0	0	0
Construction	0	0	50,000	0	0	0

Source	FY26	FY27	FY28	FY29	FY30	FY31
Fed. Grant	528	0	0	0	0	0
Rev. Bonds	0	0	50,000	0	0	0
Total	\$528	\$0	\$50,000	\$0	\$0	\$0

PRJ002938 SDC 7804 2325 East Fort Ave Drainage Improvement Project

Assess the storm drain system along East Fort Ave to identify the cause of flooding during rain events.

Project type

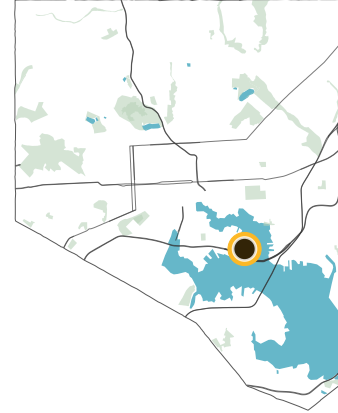
City-Owned Project – Modernization

Cost center

CAP009520 CAP Stormwater

Location

E. Fort Ave.



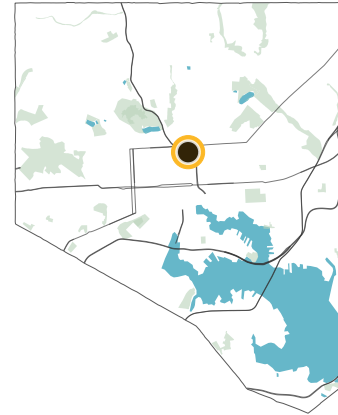
Recommended funding by phase and revenue source

Phase	FY26	FY27	FY28	FY29	FY30	FY31
Construction	0	0	7,000	0	0	0

Source	FY26	FY27	FY28	FY29	FY30	FY31
Rev. Bonds	0	0	7,000	0	0	0
Total	\$0	\$0	\$7,000	\$0	\$0	\$0

PRJ002939 SDC 7806 Drainage Study and Design

Assess flooding and drainage issues in residential neighborhoods citywide in order to identify future improvement projects.



Project type

—

Cost center

CAP009520 CAP Stormwater

Location

Citywide

Recommended funding by phase and revenue source

Phase	FY26	FY27	FY28	FY29	FY30	FY31
Construction	0	1,000	1,000	1,000	0	0

Source	FY26	FY27	FY28	FY29	FY30	FY31
Rev. Bonds	0	500	500	500	0	0
Utility Rev.	0	500	500	500	0	0
Total	\$0	\$1,000	\$1,000	\$1,000	\$0	\$0

PRJ002940 ER4134 Outfall Stabilization

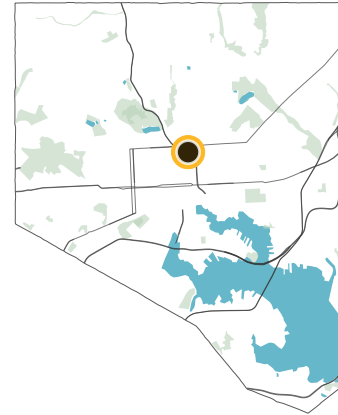
Design and construct storm drain outfall stabilization.

Project type

—

Cost center

CAP009520 CAP Stormwater



Recommended funding by phase and revenue source

Phase	FY26	FY27	FY28	FY29	FY30	FY31
Construction	0	25,000	0	0	0	0

Source	FY26	FY27	FY28	FY29	FY30	FY31
Rev. Bonds	0	25,000	0	0	0	0
Total	\$0	\$25,000	\$0	\$0	\$0	\$0

PRJ002942 SDC 7811 3301 Childs Street Drainage Improvement Project

Assess the storm drain system along Childs Street to identify the cause of flooding during rain events.

Project type

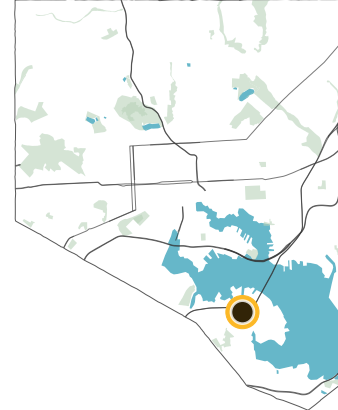
– Modernization

Cost center

CAP009520 CAP Stormwater

Location

Childs St.



Recommended funding by phase and revenue source

Phase	FY26	FY27	FY28	FY29	FY30	FY31
Construction	0	0	1,000	0	0	0

Source	FY26	FY27	FY28	FY29	FY30	FY31
Rev. Bonds	0	0	1,000	0	0	0
Total	\$0	\$0	\$1,000	\$0	\$0	\$0

PRJ003270 Project 1391 Baltimore City Stormwater Masterplan

Develop a masterplan for Stormwater utility in Baltimore City over the next 20 year period. The project scope will include data gathering, compilation and evaluation of existing stormwater data, review of available condition assessment data, development of ratings system for prioritization for R&R, including capacity and remaining useful life, limited hydraulic modelling, determination of appropriate level of service, gap analysis, etc.

Project type

City-Owned Project –

Cost center

CAP009520 CAP Stormwater

Location

Citywide

Recommended funding by phase and revenue source

Phase	FY26	FY27	FY28	FY29	FY30	FY31
Construction	0	1,000	0	0	0	0
Source	FY26	FY27	FY28	FY29	FY30	FY31
Rev. Bonds	0	1,000	0	0	0	0
Total	\$0	\$1,000	\$0	\$0	\$0	\$0

PRJ003436 SDC TBD Drainage Repairs and Improvements at Various Locations Future Years

Rehabilitate, replace and repair the City's storm drain system citywide.

Project type

City-owned Program —

Cost center

CAP009520 CAP Stormwater

Location

Various locations citywide

Recommended funding by phase and revenue source

Phase	FY26	FY27	FY28	FY29	FY30	FY31
Construction	0	9,500	9,500	9,500	9,500	9,500
Source	FY26	FY27	FY28	FY29	FY30	FY31
Utility Rev.	0	9,500	9,500	9,500	9,500	9,500
Total	\$0	\$9,500	\$9,500	\$9,500	\$9,500	\$9,500

PRJ000644 904995 ER4023 Biddison Run Stream Restoration

Restore approximately 6900 linear feet of stream starting at the emergence of Biddison Run from the Sipple Ave. culvert outfall.

Project type

—

Cost center

CAP009525 CAP Stormwater Pollution

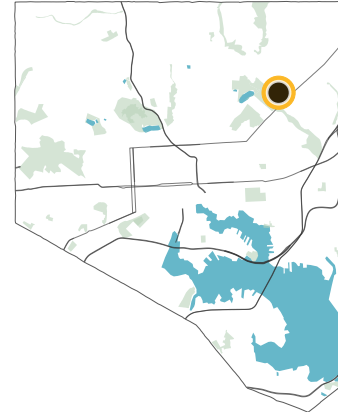
Recommended funding by phase and revenue source

Phase	FY26	FY27	FY28	FY29	FY30	FY31
Construction	0	0	5,000	0	0	0

Source	FY26	FY27	FY28	FY29	FY30	FY31
Rev. Bonds	0	0	5,000	0	0	0
Total	\$0	\$0	\$5,000	\$0	\$0	\$0

PRJ002597 926034 525-034 ER-4121|Herring Run 84" Water Main Stream Restoration

Support repairs including stream restoration, streambank stabilization, repairing stream eroded section, and providing permanent protection for 84" water main.



Project type

—

Cost center

CAP009525 CAP Stormwater Pollution

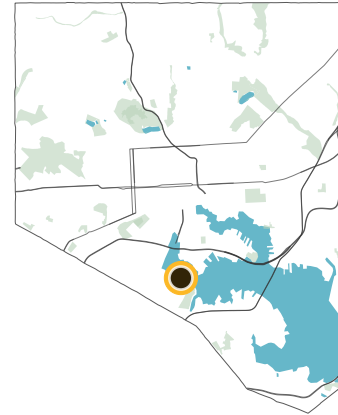
Recommended funding by phase and revenue source

Phase	FY26	FY27	FY28	FY29	FY30	FY31
Construction	0	0	19,500	0	0	0

Source	FY26	FY27	FY28	FY29	FY30	FY31
Rev. Bonds	0	0	19,500	0	0	0
Total	\$0	\$0	\$19,500	\$0	\$0	\$0

PRJ003180 Middle Branch Resiliency Initiative

Nature-based resiliency infrastructure through Stage 1 of the MBRI is already funded at \$53 million for the following sites: BGE Spring Gardens, MedStar Harbor Hospital, Hanover Street Wetlands (Site 5a), and Patapsco Delta Project.



Project type

City-Owned Project – New Asset

Cost center

CAP009525 CAP Stormwater Pollution

Location

Middle Branch

Recommended funding by phase and revenue source

Phase	FY26	FY27	FY28	FY29	FY30	FY31
Construction	20,670	0	0	0	0	0

Source	FY26	FY27	FY28	FY29	FY30	FY31
State Grant	20,670	0	0	0	0	0
Total	\$20,670	\$0	\$0	\$0	\$0	\$0

Estimated costs

	Estimate
Design	7,000
Construction	86,000
Other	3,000
Total	\$96,000

PRJ003445 ER 4133 Batch I ESD Design

The City of Baltimore will design and install approximately 25 ESDs Citywide. BCRP will have to approve project and give requisite Right of Entry agreement to DPW and review and approve forest stand dilitation, forest conservation plan & invasive management plan.

Project type

City-Owned Project – State of Good Repair

Cost center

CAP009525 CAP Stormwater Pollution

Location

Citywide

Recommended funding by phase and revenue source

Phase	FY26	FY27	FY28	FY29	FY30	FY31
Planning/Design	800	0	0	0	0	0

Source	FY26	FY27	FY28	FY29	FY30	FY31
Rev. Bonds	800	0	0	0	0	0
Total	\$800	\$0	\$0	\$0	\$0	\$0

Estimated costs

	Estimate
Design	800
Construction	13,500
Other	1,350
Total	\$15,650

PRJ003446 ER 4136 Batch II ESD Design

The City of Baltimore will design and install approximately 24 ESDs Citywide.

Project type

City-Owned Project – State of Good Repair

Cost center

CAP009525 CAP Stormwater Pollution

Location

Citywide

Recommended funding by phase and revenue source

Phase	FY26	FY27	FY28	FY29	FY30	FY31
Planning/Design	800	0	0	0	0	0

Source	FY26	FY27	FY28	FY29	FY30	FY31
Rev. Bonds	800	0	0	0	0	0
Total	\$800	\$0	\$0	\$0	\$0	\$0

Estimated costs

	Estimate
Design	800
Construction	9,090
Other	909
Total	\$10,799

PRJ003447 ER 4138 Batch III ESD Design

The City of Baltimore will design and install approximately 21 ESDs Citywide.

Project type

City-Owned Project – State of Good Repair

Cost center

CAP009525 CAP Stormwater Pollution

Location

Citywide

Recommended funding by phase and revenue source

Phase	FY26	FY27	FY28	FY29	FY30	FY31
Planning/Design	1,100	0	0	0	0	0

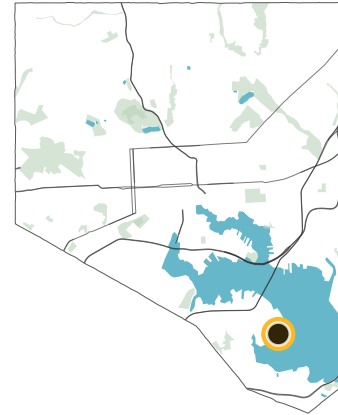
Source	FY26	FY27	FY28	FY29	FY30	FY31
Rev. Bonds	1,100	0	0	0	0	0
Total	\$1,100	\$0	\$0	\$0	\$0	\$0

Estimated costs

	Estimate
Design	1,000
Construction	8,820
Other	882
Total	\$10,702

PRJ000287 902889 SC989 Patapsco Fine Screen

Rehabilitate the concrete structure and update the equipment of the Fine Screen Facility at the Patapsco Wastewater Treatment Plant (PWWTP).



Project type

City-Owned Project —

Cost center

CAP009551 CAP Wastewater

Location

Patapsco WWTP

Recommended funding by phase and revenue source

Phase	FY26	FY27	FY28	FY29	FY30	FY31
Construction	0	0	0	0	15,475	0

Source	FY26	FY27	FY28	FY29	FY30	FY31
County Utility Pay.	0	0	0	0	10,536	0
Rev. Bonds	0	0	0	0	4,939	0
Total	\$0	\$0	\$0	\$0	\$15,475	\$0

Estimated costs

	Estimate
Design	1,080
Construction	13,500
Other	2,219
Total	\$16,799

PRJ000298 902943 SC995 Miscellaneous Pump Station Rehabilitation

Rehabilitate and repair Pumping Station facilities to maintain the operational function and performance reliability of aging systems.

Project type

– State of Good Repair

Cost center

CAP009551 CAP Wastewater

Location

Multiple locations citywide

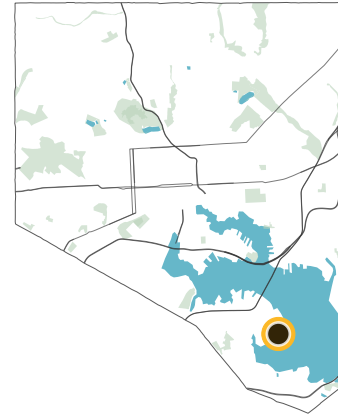
Recommended funding by phase and revenue source

Phase	FY26	FY27	FY28	FY29	FY30	FY31
Construction	0	700	0	0	0	0

Source	FY26	FY27	FY28	FY29	FY30	FY31
Rev. Bonds	0	700	0	0	0	0
Total	\$0	\$700	\$0	\$0	\$0	\$0

PRJ000380 903345 SC938 Patapsco Headworks

Rehabilitate the grit facility, construct a new screening facility and repair/replace electrical equipment at the Patapsco Wastewater Treatment Plant (PWWTP).



Project type

—

Cost center

CAP009551 CAP Wastewater

Recommended funding by phase and revenue source

Phase	FY26	FY27	FY28	FY29	FY30	FY31
Construction	4,000	0	0	0	0	0
Source	FY26	FY27	FY28	FY29	FY30	FY31
Fed. Grant	4,000	0	0	0	0	0
Total	\$4,000	\$0	\$0	\$0	\$0	\$0

PRJ000412 903569 Sanitary Sewer Replacement and Rehabilitation

Rehabilitate, repair and replace the wastewater collection and conveyance system in various locations.

Project type

City-owned Program —

Cost center

CAP009551 CAP Wastewater

Location

Citywide

Recommended funding by phase and revenue source

Phase	FY26	FY27	FY28	FY29	FY30	FY31
Construction	5,000	0	0	0	0	0

Source	FY26	FY27	FY28	FY29	FY30	FY31
County Utility Pay.	5,000	0	0	0	0	0
Total	\$5,000	\$0	\$0	\$0	\$0	\$0

PRJ000452 903890 SC990 Administration Building Repairs

Renovate the Administration Building at the Patapsco Wastewater Treatment Plant (PWWTP).

Project type

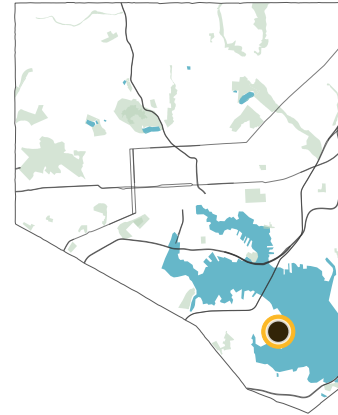
City-Owned Project —

Cost center

CAP009551 CAP Wastewater

Location

Patapsco WWTP



Recommended funding by phase and revenue source

Phase	FY26	FY27	FY28	FY29	FY30	FY31
Construction	0	19,726	0	0	0	0

Source	FY26	FY27	FY28	FY29	FY30	FY31
County Utility Pay.	0	13,446	0	0	0	0
Rev. Bonds	0	6,280	0	0	0	0
Total	\$0	\$19,726	\$0	\$0	\$0	\$0

Estimated costs

	Estimate
Design	1,350
Construction	17,280
Other	2,806
Total	\$21,436

PRJ000457 903944 SC992 Egg Shaped Digester

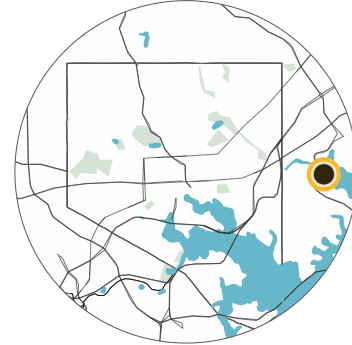
Rehabilitate the Egg-Shaped Digesters at the Back River Wastewater Treatment Plant (BRWWTP).

Project type

—

Cost center

CAP009551 CAP Wastewater



Recommended funding by phase and revenue source

Phase	FY26	FY27	FY28	FY29	FY30	FY31
Construction	3,453	0	0	0	0	0
Source	FY26	FY27	FY28	FY29	FY30	FY31
Fed. Grant	3,453	0	0	0	0	0
Total	\$3,453	\$0	\$0	\$0	\$0	\$0

PRJ000474 904017 SC979 Dundalk Pumping Sta Rehabilitation

Replace existing raw water pumps at the Dundalk Wastewater Pumping Station.

Project type

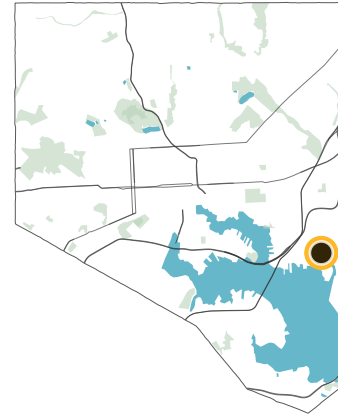
City-Owned Project —

Cost center

CAP009551 CAP Wastewater

Location

Dundalk



Recommended funding by phase and revenue source

Phase	FY26	FY27	FY28	FY29	FY30	FY31
Construction	31,657	0	0	0	0	0

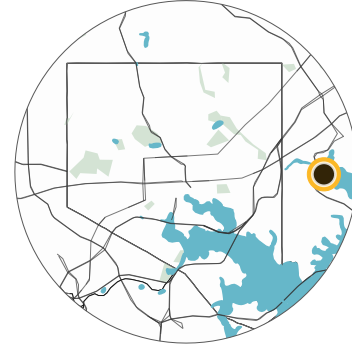
Source	FY26	FY27	FY28	FY29	FY30	FY31
County Utility Pay.	8,766	0	0	0	0	0
Rev. Bonds	22,891	0	0	0	0	0
Total	\$31,657	\$0	\$0	\$0	\$0	\$0

Estimated costs

	Estimate
Design	1,247
Construction	43,200
Other	7,669
Total	\$52,116

PRJ000633 904950 SC996 BR WWTP Sludge Storage

Rehabilitate, repair and/or replace structures, equipment, components and systems related to the Sludge Storage Facility and Dissolved Air Flotation (DAF) No.3 & 4 at the Back River Wastewater Treatment Plant (BRWWTP).



Project type

City-Owned Project –

Cost center

CAP009551 CAP Wastewater

Location

Back River WWTP

Recommended funding by phase and revenue source

Phase	FY26	FY27	FY28	FY29	FY30	FY31
Construction	0	0	73,445	0	0	0

Source	FY26	FY27	FY28	FY29	FY30	FY31
County Utility Pay.	0	0	35,735	0	0	0
Rev. Bonds	0	0	22,711	0	0	0
Utility Rev.	0	0	15,000	0	0	0
Total	\$0	\$0	\$73,445	\$0	\$0	\$0

Estimated costs

	Estimate
Design	4,644
Construction	70,200
Other	10,778
Total	\$85,622

PRJ000635 904953 Project 1294 Consent Decree PM

Assist the City of Baltimore’s Department of Public Works (DPW) to administer, implement, and deliver mandatory Modified Consent Decree (MCD) projects and programs. These projects and programs include, but are not limited to: sewer rehabilitation design management, quality assurance review, construction management, hydraulic modeling, operation and maintenance of collection system assets, data management, regulatory reporting, and public information and outreach.

Project type

—

Cost center

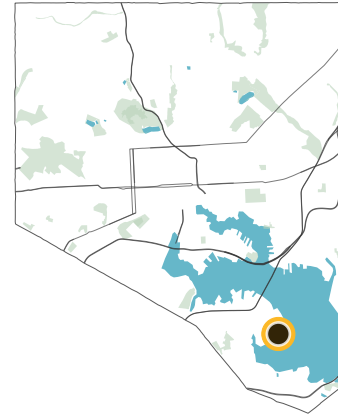
CAP009551 CAP Wastewater

Recommended funding by phase and revenue source

Phase	FY26	FY27	FY28	FY29	FY30	FY31
Construction	10,000	0	0	10,000	0	0
Source	FY26	FY27	FY28	FY29	FY30	FY31
County Utility Pay.	5,750	0	0	5,750	0	0
Rev. Bonds	4,250	0	0	4,250	0	0
Total	\$10,000	\$0	\$0	\$10,000	\$0	\$0

PRJ000813 905935 SC991 Pat Liquid Oxygen

Rehabilitate, repair and/or replace structures, equipment, components and systems related to the Liquid Oxygen Plant at the Patapsco Wastewater Treatment Plant (PWWTP).



Project type

City-Owned Project –

Cost center

CAP009551 CAP Wastewater

Location

Patapsco WWTP

Recommended funding by phase and revenue source

Phase	FY26	FY27	FY28	FY29	FY30	FY31
Construction	0	62,108	0	0	0	0

Source	FY26	FY27	FY28	FY29	FY30	FY31
County Utility Pay.	0	42,247	0	0	0	0
Rev. Bonds	0	19,861	0	0	0	0
Total	\$0	\$62,108	\$0	\$0	\$0	\$0

Estimated costs

	Estimate
Design	1,296
Construction	54,000
Other	8,154
Total	\$63,450

PRJ000922 906548 SC949 Rehabilitation Stony Run Pumping

Replace existing pumps at the Stony Run Pumping Station.

Project type

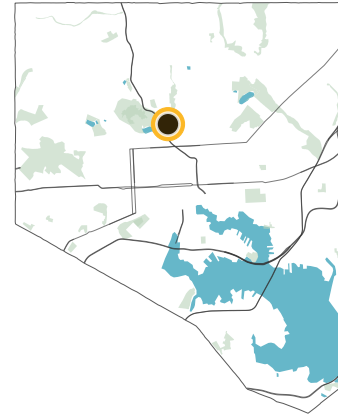
City-Owned Project —

Cost center

CAP009551 CAP Wastewater

Location

Stoney Run



Recommended funding by phase and revenue source

Phase	FY26	FY27	FY28	FY29	FY30	FY31
Construction	8,390	0	0	0	0	0

Source	FY26	FY27	FY28	FY29	FY30	FY31
County Utility Pay.	420	0	0	0	0	0
Rev. Bonds	7,971	0	0	0	0	0
Total	\$8,390	\$0	\$0	\$0	\$0	\$0

Estimated costs

	Estimate
Design	296
Construction	10,800
Other	4,929
Total	\$16,025

PRJ000943 906684 SC935 Sparrows Pt Alt Outfall

Rehabilitate and/or replace the Sparrows Point Outfall for the Back River Wastewater Treatment Plant (BRWWTP).

Project type

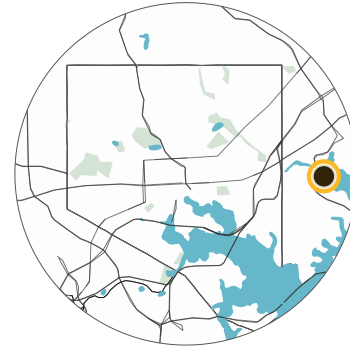
City-Owned Project —

Cost center

CAP009551 CAP Wastewater

Location

Sparrows Point



Recommended funding by phase and revenue source

Phase	FY26	FY27	FY28	FY29	FY30	FY31
Construction	31,050	0	0	0	0	0

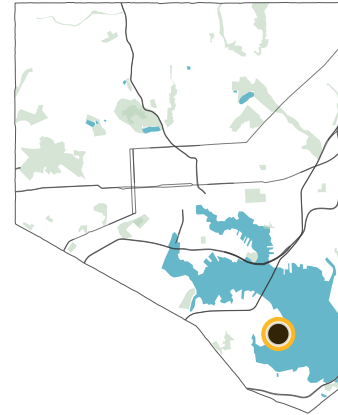
Source	FY26	FY27	FY28	FY29	FY30	FY31
County Utility Pay.	15,525	0	0	0	0	0
Rev. Bonds	15,525	0	0	0	0	0
Total	\$31,050	\$0	\$0	\$0	\$0	\$0

Estimated costs

	Estimate
Design	2,752
Construction	27,000
Other	4,598
Total	\$34,350

PRJ001046 907336 SC926 Patapsco WWTP Power Rel

Improve electrical distribution system by constructing new underground electrical duct banks and replacing existing switch gear at the Patapsco Wastewater Treatment Plant (PWWTP).



Project type

City-Owned Project —

Cost center

CAP009551 CAP Wastewater

Location

Patapsco WWTP

Recommended funding by phase and revenue source

Phase	FY26	FY27	FY28	FY29	FY30	FY31
Construction	5,214	0	0	0	0	0

Source	FY26	FY27	FY28	FY29	FY30	FY31
County Utility Pay.	5,214	0	0	0	0	0
Total	\$5,214	\$0	\$0	\$0	\$0	\$0

Estimated costs

	Estimate
Design	0
Construction	90,453
Other	12,420
Total	\$102,873

PRJ001161 908126 WC1373 Urgent Needs Large Meters WW

Replace of existing, aged cast iron water main piping with ductile iron piping including valves, hydrants, and other appurtenances.

Project type

City-owned Program —

Cost center

CAP009551 CAP Wastewater

Location

Citywide

Recommended funding by phase and revenue source

Phase	FY26	FY27	FY28	FY29	FY30	FY31
Construction	10,000	20,000	20,000	20,000	20,000	20,000

Source	FY26	FY27	FY28	FY29	FY30	FY31
County Utility Pay.	5,000	10,000	10,000	10,000	10,000	10,000
Rev. Bonds	5,000	10,000	10,000	10,000	10,000	10,000
Total	\$10,000	\$20,000	\$20,000	\$20,000	\$20,000	\$20,000

Optimal program funding level

\$100,000K

PRJ001205 908692 Electrical Systems Upgrades

Improve electrical distribution system by constructing new underground electrical duct banks and replacing existing switch gear at the Back River Wastewater Treatment Plant (BRWWTP).

Project type

– Modernization

Cost center

CAP009551 CAP Wastewater

Location

Back River WWTP

Recommended funding by phase and revenue source

Phase	FY26	FY27	FY28	FY29	FY30	FY31
Construction	2,427	0	0	0	0	0
Source	FY26	FY27	FY28	FY29	FY30	FY31
County Utility Pay.	2,427	0	0	0	0	0
Total	\$2,427	\$0	\$0	\$0	\$0	\$0

PRJ001234 909048 SC96gLane Siphon and Armistead Run

Rehabilitate the sanitary gravity sewer siphon at near Horner’s Lane and Armistead Creek.

Project type

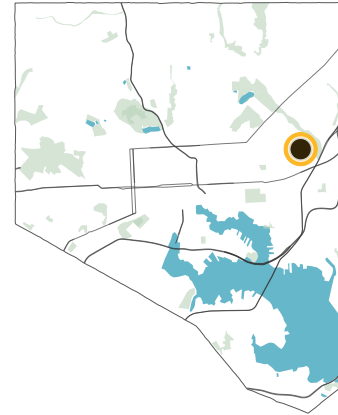
City-Owned Project —

Cost center

CAP009551 CAP Wastewater

Location

Horners Lane and Armistead Run



Recommended funding by phase and revenue source

Phase	FY26	FY27	FY28	FY29	FY30	FY31
Construction	3,414	0	0	0	0	0

Source	FY26	FY27	FY28	FY29	FY30	FY31
County Utility Pay.	2,296	0	0	0	0	0
Rev. Bonds	1,118	0	0	0	0	0
Total	\$3,414	\$0	\$0	\$0	\$0	\$0

Estimated costs

	Estimate
Design	500
Construction	8,320
Other	748
Total	\$9,568

PRJ001426 911022 SC982 Eastern Ave Pumping Station

Replace existing raw wastewater pumps at Eastern Ave Pump Station.

Project type

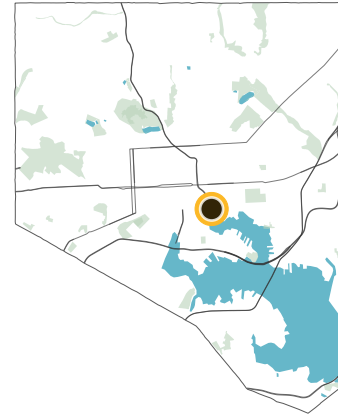
City-Owned Project —

Cost center

CAP009551 CAP Wastewater

Location

751 Eastern Ave.



Recommended funding by phase and revenue source

Phase	FY26	FY27	FY28	FY29	FY30	FY31
Construction	25,759	0	0	0	0	0

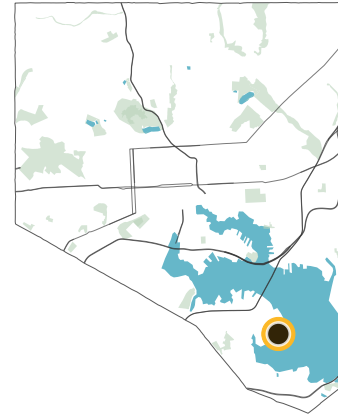
Source	FY26	FY27	FY28	FY29	FY30	FY31
Rev. Bonds	25,759	0	0	0	0	0
Total	\$25,759	\$0	\$0	\$0	\$0	\$0

Estimated costs

	Estimate
Design	1,285
Construction	75,600
Other	11,340
Total	\$88,225

PRJ001692 915933 SC988 Pat Second Reactor

Rehabilitate the concrete structure and update the equipment of the secondary reactor at Patapsco Wastewater Treatment Plant (PWWTP).



Project type

City-Owned Project —

Cost center

CAP009551 CAP Wastewater

Location

Patapsco WWTP

Recommended funding by phase and revenue source

Phase	FY26	FY27	FY28	FY29	FY30	FY31
Construction	0	53,946	0	0	0	0

Source	FY26	FY27	FY28	FY29	FY30	FY31
County Utility Pay.	0	36,742	0	0	0	0
Rev. Bonds	0	17,204	0	0	0	0
Total	\$0	\$53,946	\$0	\$0	\$0	\$0

Estimated costs

	Estimate
Design	2,106
Construction	48,600
Other	7,560
Total	\$58,266

PRJ001963 928009 SC 951 Comprehensive Biosolids

Create a comprehensive biosolids management plan to address rehabilitation, improvement and/or enhancement of solids processing at the existing wastewater treatment plants.



Project type

City-Owned Project –

Cost center

CAP009551 CAP Wastewater

Location

Back River WWTP; Patapsco WWTP

Recommended funding by phase and revenue source

Phase	FY26	FY27	FY28	FY29	FY30	FY31
Construction	0	0	0	21,745	0	0
Unspecified	0	0	0	15,000	0	0

Source	FY26	FY27	FY28	FY29	FY30	FY31
County Utility Pay.	0	0	0	20,191	0	0
Rev. Bonds	0	0	0	1,553	0	0
Utility Rev.	0	0	0	15,000	0	0
Total	\$0	\$0	\$0	\$36,745	\$0	\$0

Estimated costs

	Estimate
Design	3,240
Construction	32,400
Other	6,038
Total	\$41,678

PRJ002216 914133 Jones Falls Sewershed Inflow

Rehabilitate the sanitary sewer meter basins in the Jones Falls Sewershed.

Project type

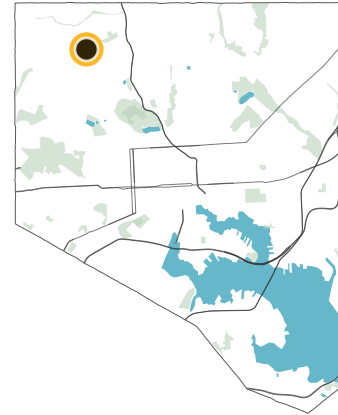
City-Owned Project —

Cost center

CAP009551 CAP Wastewater

Location

Jones Falls Sewershed



Recommended funding by phase and revenue source

Phase	FY26	FY27	FY28	FY29	FY30	FY31
Construction	0	31,615	0	0	0	0

Source	FY26	FY27	FY28	FY29	FY30	FY31
Rev. Bonds	0	31,615	0	0	0	0
Total	\$0	\$31,615	\$0	\$0	\$0	\$0

Estimated costs

	Estimate
Design	1,199
Construction	29,100
Other	4,068
Total	\$34,368

PRJ002370 902928 SC1028 Outfall 156

Upgrade 2,900 linear feet of 8 inch pipe to 12 inch diameter pipe.

Project type

City-Owned Project —

Cost center

CAP009551 CAP Wastewater

Location

Citywide



Recommended funding by phase and revenue source

Phase	FY26	FY27	FY28	FY29	FY30	FY31
Construction	11,000	0	0	0	0	0

Source	FY26	FY27	FY28	FY29	FY30	FY31
Rev. Bonds	1,000	0	0	0	0	0
Utility Rev.	10,000	0	0	0	0	0
Total	\$11,000	\$0	\$0	\$0	\$0	\$0

Estimated costs

	Estimate
Design	0
Construction	10,800
Other	252
Total	\$11,052

PRJ002774 SC 1037 Effluent Filter Rehabilitation at Back River WWTP

Rehabilitate the Effluent Sand Filters at the Back River Wastewater Treatment Plant (BRWWTP).

Project type

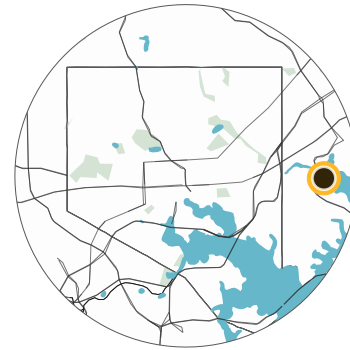
City-Owned Project —

Cost center

CAP009551 CAP Wastewater

Location

Back River WWTP



Recommended funding by phase and revenue source

Phase	FY26	FY27	FY28	FY29	FY30	FY31
Construction	2,400	0	0	0	0	0

Source	FY26	FY27	FY28	FY29	FY30	FY31
County Utility Pay.	1,200	0	0	0	0	0
Rev. Bonds	1,200	0	0	0	0	0
Total	\$2,400	\$0	\$0	\$0	\$0	\$0

Estimated costs

	Estimate
Design	2,149
Construction	32,400
Other	4,860
Total	\$39,409

PRJ002817 SC1008 Project 1330H Phase II Inflow and Infiltration Reduction in the Low Level and Herring Run Sew

Rehabilitate the sanitary sewer meter basins in the Herring Run Sewershed.

Project type

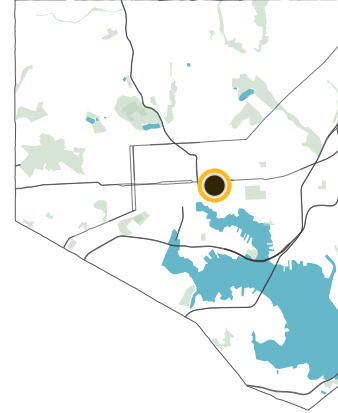
City-Owned Project —

Cost center

CAP009551 CAP Wastewater

Location

Herring Run
Sewershed



Recommended funding by phase and revenue source

Phase	FY26	FY27	FY28	FY29	FY30	FY31
Construction	0	16,500	0	0	0	0

Source	FY26	FY27	FY28	FY29	FY30	FY31
Rev. Bonds	0	1,500	0	0	0	0
Utility Rev.	0	15,000	0	0	0	0
Total	\$0	\$16,500	\$0	\$0	\$0	\$0

Estimated costs

	Estimate
Design	1,212
Construction	14,349
Other	2,194
Total	\$17,755

PRJ002818 SC1009 Project 1330J Phase II Jones Falls Sewershed Inflow & Infiltration Reduction - Area D

Rehabilitate the sanitary sewer meter basins in the Jones Falls Sewershed.

Project type

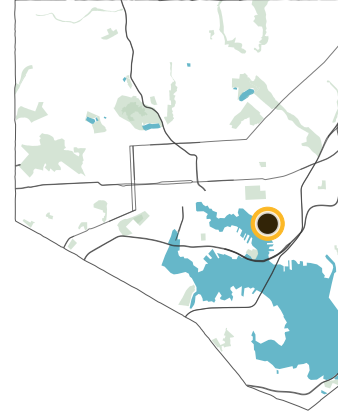
City-Owned Project —

Cost center

CAP009551 CAP Wastewater

Location

Jones Falls Sewershed



Recommended funding by phase and revenue source

Phase	FY26	FY27	FY28	FY29	FY30	FY31
Construction	10,623	0	0	0	0	0

Source	FY26	FY27	FY28	FY29	FY30	FY31
Rev. Bonds	10,623	0	0	0	0	0
Total	\$10,623	\$0	\$0	\$0	\$0	\$0

Estimated costs

	Estimate
Design	1,336
Construction	9,117
Other	1,560
Total	\$12,013

PRJ002819 SC1010 Project 1330RK Phase II Jones Falls Sewershed Inflow & Infiltration Reduction - Area C

Rehabilitate the sanitary sewer meter basins in the Jones Falls Sewershed.

Project type

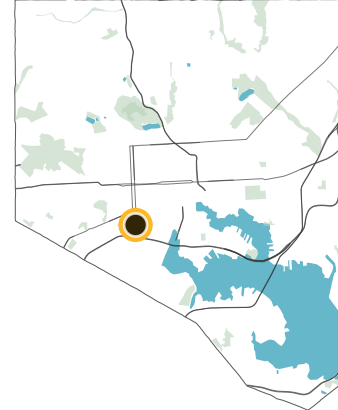
City-Owned Project —

Cost center

CAP009551 CAP Wastewater

Location

Jones Falls Sewershed



Recommended funding by phase and revenue source

Phase	FY26	FY27	FY28	FY29	FY30	FY31
Construction	7,850	0	0	0	0	0

Source	FY26	FY27	FY28	FY29	FY30	FY31
Rev. Bonds	7,850	0	0	0	0	0
Total	\$7,850	\$0	\$0	\$0	\$0	\$0

Estimated costs

	Estimate
Design	1,225
Construction	17,239
Other	2,565
Total	\$21,029

PRJ002831 SC-1032 (Project 1355) Activated Plant 3 Rehab at BRW/WTP

Rehabilitate 12 final clarifiers and 2 return sludge pumping stations related to Activated Plant 3 at the Back River Wastewater Treatment plant (BRWWTP).

Project type

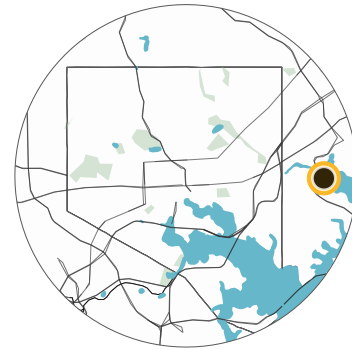
City-Owned Project –

Cost center

CAP009551 CAP Wastewater

Location

Back River WWTP



Recommended funding by phase and revenue source

Phase	FY26	FY27	FY28	FY29	FY30	FY31
Construction	0	122,149	0	0	0	0

Source	FY26	FY27	FY28	FY29	FY30	FY31
County Utility Pay.	0	61,074	0	0	0	0
Rev. Bonds	0	61,074	0	0	0	0
Total	\$0	\$122,149	\$0	\$0	\$0	\$0

Estimated costs

	Estimate
Design	1,933
Construction	108,000
Other	16,416
Total	\$126,349

PRJ002947 SC-1013 High Level Sewershed Inflow and Infiltration Reduction - Project 01

Rehabilitate the sanitary sewer meter basins citywide.

Project type

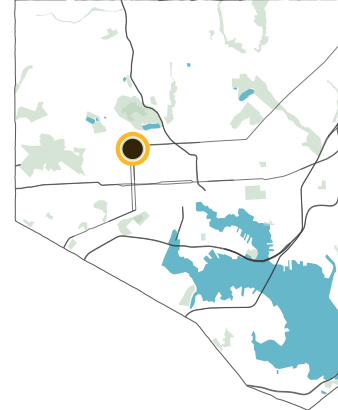
City-Owned Project —

Cost center

CAP009551 CAP Wastewater

Location

Citywide



Recommended funding by phase and revenue source

Phase	FY26	FY27	FY28	FY29	FY30	FY31
Construction	0	0	0	18,368	0	0

Source	FY26	FY27	FY28	FY29	FY30	FY31
Rev. Bonds	0	0	0	18,368	0	0
Total	\$0	\$0	\$0	\$18,368	\$0	\$0

Estimated costs

	Estimate
Design	161
Construction	20,300
Other	3,054
Total	\$23,515

PRJ002948 Gwynns Falls Phase II Sewershed Improvements for 5 year LOP (GF-2_Conveyance Upgrade)

Increase the size of existing large diameter sanitary sewers to address capacity issues and sanitary sewers overflows.

Project type

City-Owned Project –

Cost center

CAP009551 CAP Wastewater

Location

Gwynns Falls Sewershed

Recommended funding by phase and revenue source

Phase	FY26	FY27	FY28	FY29	FY30	FY31
Construction	0	0	98,302	0	0	0

Source	FY26	FY27	FY28	FY29	FY30	FY31
Rev. Bonds	0	0	98,302	0	0	0
Total	\$0	\$0	\$98,302	\$0	\$0	\$0

Estimated costs

	Estimate
Design	8,640
Construction	88,560
Other	9,742
Total	\$106,942

PRJ002950 SC-1023 High Rate Facility Renovation at BRWWTP

Renovate the High Rate Control Building at the Back River Wastewater Treatment Plant (BRWWTP).

Project type

City-Owned Project —

Cost center

CAP009551 CAP Wastewater

Location

Back River WWTP



Recommended funding by phase and revenue source

Phase	FY26	FY27	FY28	FY29	FY30	FY31
Planning/Design	2,000	16,000	0	0	0	0
Source	FY26	FY27	FY28	FY29	FY30	FY31
County Utility Pay.	1,000	8,000	0	0	0	0
Rev. Bonds	1,000	8,000	0	0	0	0
Total	\$2,000	\$16,000	\$0	\$0	\$0	\$0

Estimated costs

	Estimate
Design	2,700
Construction	12,960
Other	2,122
Total	\$17,782

PRJ002951 Patapsco Sludge Digestion Facilities

Rehabilitate the Sludge Digestion Facilities at Patapsco Wastewater Treatment Plant (PWWTP).

Project type

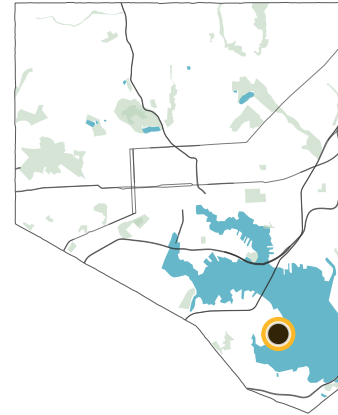
City-Owned Project —

Cost center

CAP009551 CAP Wastewater

Location

Patapsco WWTP



Recommended funding by phase and revenue source

Phase	FY26	FY27	FY28	FY29	FY30	FY31
Construction	0	0	0	0	0	68,526

Source	FY26	FY27	FY28	FY29	FY30	FY31
County Utility Pay.	0	0	0	0	0	46,652
Rev. Bonds	0	0	0	0	0	21,874
Total	\$0	\$0	\$0	\$0	\$0	\$68,526

Estimated costs

	Estimate
Design	5,400
Construction	59,400
Other	9,126
Total	\$73,926

PRJ002953 Inflow and infiltration reduction in various locations in the Baltimore City - Project 01

Rehabilitate the sanitary sewer meter basins citywide.

Project type

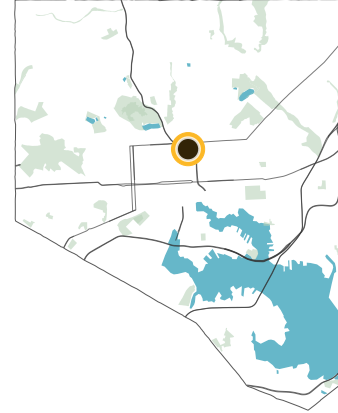
City-Owned Project —

Cost center

CAP009551 CAP Wastewater

Location

Citywide



Recommended funding by phase and revenue source

Phase	FY26	FY27	FY28	FY29	FY30	FY31
Construction	0	0	7,091	0	0	0

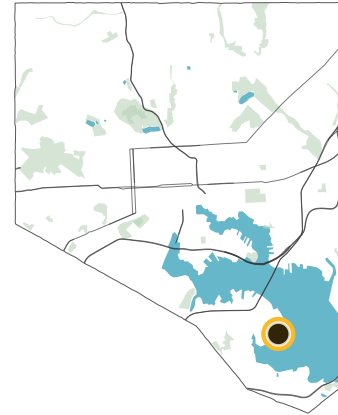
Source	FY26	FY27	FY28	FY29	FY30	FY31
Rev. Bonds	0	0	7,091	0	0	0
Total	\$0	\$0	\$7,091	\$0	\$0	\$0

Estimated costs

	Estimate
Design	2,085
Construction	19,115
Other	3,530
Total	\$24,730

PRJ002954 Patapsco Centrate Treatment Facilities

Construct new facilities at the existing Patapsco Wasterwater Treatment Plant (PWWTP) to provide separate centrate treatment for liquids from the sludge dewatering process.



Project type

City-Owned Project —

Cost center

CAP009551 CAP Wastewater

Location

Patapsco WWTP

Recommended funding by phase and revenue source

Phase	FY26	FY27	FY28	FY29	FY30	FY31
Construction	0	0	0	0	0	54,648

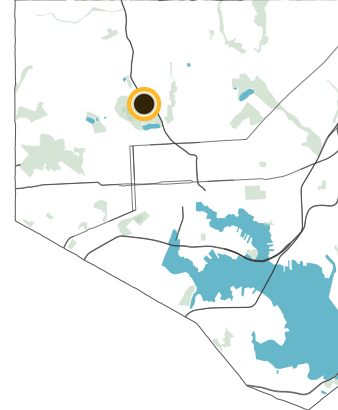
Source	FY26	FY27	FY28	FY29	FY30	FY31
County Utility Pay.	0	0	0	0	0	37,160
Rev. Bonds	0	0	0	0	0	2,487
Utility Rev.	0	0	0	0	0	15,000
Total	\$0	\$0	\$0	\$0	\$0	\$54,648

Estimated costs

	Estimate
Design	4,320
Construction	47,520
Other	7,290
Total	\$59,130

PRJ002958 SC-993 Jones Falls Pumping Station Capacity Upgrade

Funds are needed to upgrade the existing pumping station to handle at least 55 million gallons per day, including stand-by power facilities. Subject to EPA/MDE Consent Decree. 551-605



Project type

City-Owned Project –

Cost center

CAP009551 CAP Wastewater

Location

3400 Ash St.

Recommended funding by phase and revenue source

Phase	FY26	FY27	FY28	FY29	FY30	FY31
Construction	12,250	0	0	0	0	0

Source	FY26	FY27	FY28	FY29	FY30	FY31
County Utility Pay.	12,250	0	0	0	0	0
Total	\$12,250	\$0	\$0	\$0	\$0	\$0

Estimated costs

	Estimate
Design	252
Construction	18,413
Other	2,808
Total	\$21,473

PRJ003142 SC 1035 Southwest Diversion Improvements Phase II

Replace the Southwest Diversion Pressure Sewer which runs under the CSX Curtis Bay Rail yard.

Project type

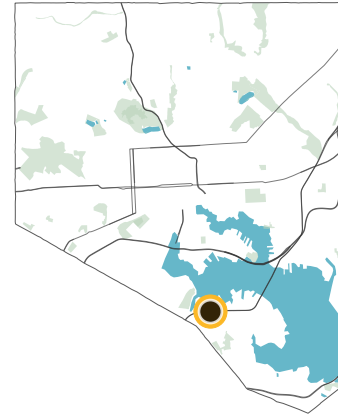
City-Owned Project —

Cost center

CAP009551 CAP Wastewater

Location

Southwest
Baltimore



Recommended funding by phase and revenue source

Phase	FY26	FY27	FY28	FY29	FY30	FY31
Construction	0	0	39,203	0	0	0

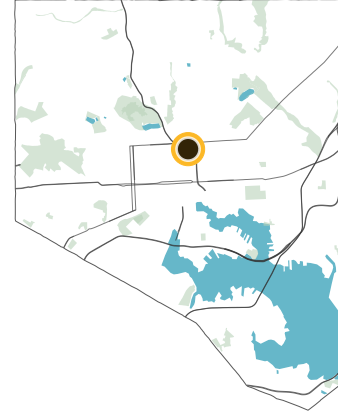
Source	FY26	FY27	FY28	FY29	FY30	FY31
County Utility Pay.	0	0	29,010	0	0	0
Rev. Bonds	0	0	10,193	0	0	0
Total	\$0	\$0	\$39,203	\$0	\$0	\$0

Estimated costs

	Estimate
Design	702
Construction	37,800
Other	1,404
Total	\$39,906

PRJ003143 SC 1039 Urgent Needs Improvements to Baltimore City Sanitary Sewers in Various Locations - Zone 3

Rehabilitate, repair and replace the wastewater collection and conveyance system in various locations in Zone 3.



Project type

City-Owned Project –

Cost center

CAP009551 CAP Wastewater

Location

Citywide

Recommended funding by phase and revenue source

Phase	FY26	FY27	FY28	FY29	FY30	FY31
Construction	11,050	0	0	0	0	0

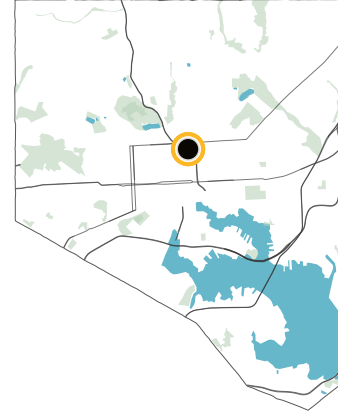
Source	FY26	FY27	FY28	FY29	FY30	FY31
Rev. Bonds	11,050	0	0	0	0	0
Total	\$11,050	\$0	\$0	\$0	\$0	\$0

Estimated costs

	Estimate
Design	0
Construction	5,400
Other	5,604
Total	\$11,004

PRJ003145 SC 1041 Construction Management Services for Wastewater Collections System

Assist the City Construction Management section with construction monitoring and inspection, preparation of record drawings, estimating, scheduling, project engineering, and constructability reviews.



Project type

City-Owned Project —

Cost center

CAP009551 CAP Wastewater

Location

Citywide

Recommended funding by phase and revenue source

Phase	FY26	FY27	FY28	FY29	FY30	FY31
Construction	2,500	0	0	0	0	0

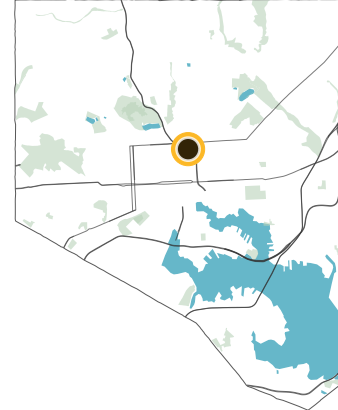
Source	FY26	FY27	FY28	FY29	FY30	FY31
Rev. Bonds	2,500	0	0	0	0	0
Total	\$2,500	\$0	\$0	\$0	\$0	\$0

Estimated costs

	Estimate
Design	0
Construction	0
Other	5,000
Total	\$5,000

PRJ003149 SC 1042 Construction Management Services for Wastewater Collection System

Assist the City Construction Management section with construction monitoring and inspection preparation of daily reports, maintenance of report records and documentation, review of contractor’s applications for payment, attendance at progress meetings, preparation of record drawings, review of contract claims and supporting documents, estimating, scheduling, project engineering, constructability reviews, submittal review and responses, RFI reviews and responses, and construction contract administrative support.



Project type

City-Owned Project –

Cost center

CAP009551 CAP Wastewater

Location

Citywide

Recommended funding by phase and revenue source

Phase	FY26	FY27	FY28	FY29	FY30	FY31
Construction	4,400	0	0	0	0	0

Source	FY26	FY27	FY28	FY29	FY30	FY31
Rev. Bonds	4,400	0	0	0	0	0
Total	\$4,400	\$0	\$0	\$0	\$0	\$0

Estimated costs

	Estimate
Design	4,000
Construction	0
Other	1,000

DEPARTMENT OF PUBLIC WORKS

	Estimate
Total	\$5,000

PRJ003287 SC 1016 Jones Falls Sewershed Inflow and Infiltration Reduction - Project 03

Rehabilitate the sanitary sewer meter basins in the Jones Falls Sewershed.

Project type

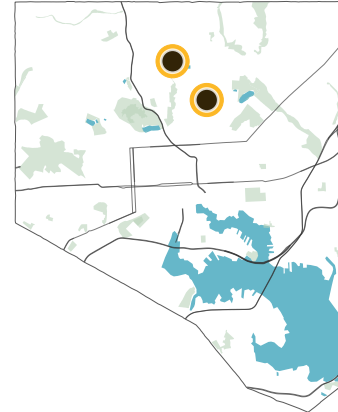
City-Owned Project —

Cost center

CAP009551 CAP Wastewater

Location

Jones Falls Sewershed



Recommended funding by phase and revenue source

Phase	FY26	FY27	FY28	FY29	FY30	FY31
Planning/Design	0	1,000	0	17,800	0	0

Source	FY26	FY27	FY28	FY29	FY30	FY31
Rev. Bonds	0	1,000	0	17,800	0	0
Total	\$0	\$1,000	\$0	\$17,800	\$0	\$0

Estimated costs

	Estimate
Design	1,000
Construction	15,576
Other	2,103
Total	\$18,679

PRJ003289 SC TBD Back River Centrate Treatment Facility

Construct new facilities at the existing Back River Wasterwater Treatment Plant (BRWWTP) to provide separate centrate treatment for liquids from the sludge dewatering process.



Project type

City-Owned Project —

Cost center

CAP009551 CAP Wastewater

Location

Back River WWTP

Recommended funding by phase and revenue source

Phase	FY26	FY27	FY28	FY29	FY30	FY31
Construction	0	0	0	0	0	68,626

Source	FY26	FY27	FY28	FY29	FY30	FY31
County Utility Pay.	0	0	0	0	0	34,313
Rev. Bonds	0	0	0	0	0	34,313
Total	\$0	\$0	\$0	\$0	\$0	\$68,626

Estimated costs

	Estimate
Design	5,400
Construction	59,400
Other	9,126
Total	\$73,926

PRJ003498 Rehabilitation and Improvements to Sanitary Sewers at Various Locations in Baltimore City

Rehabilitate 6” through 30” diameter sanitary sewer mains, lateral connections, manholes and bypass pumping throughout the City sewer system.

Project type

City-owned Program –

Cost center

CAP009551 CAP Wastewater

Location

Citywide

Recommended funding by phase and revenue source

Phase	FY26	FY27	FY28	FY29	FY30	FY31
Construction	19,980	0	19,980	0	19,980	0

Source	FY26	FY27	FY28	FY29	FY30	FY31
Rev. Bonds	19,980	0	19,980	0	4,980	0
Utility Rev.	0	0	0	0	15,000	0
Total	\$19,980	\$0	\$19,980	\$0	\$19,980	\$0

Optimal program funding level

\$59,940K

PRJ003499 SC 1044 HL Hyd High Level Phase II Sewershed Improvements for 5 year LOP (HL-2_Conveyance Upgrade)

Increase the size of existing large diameter sanitary sewers to address capacity issues and sanitary sewers overflows.

Project type

City-Owned Project –

Cost center

CAP009551 CAP Wastewater

Location

Citywide

Recommended funding by phase and revenue source

Phase	FY26	FY27	FY28	FY29	FY30	FY31
Construction	0	0	36,397	0	0	0

Source	FY26	FY27	FY28	FY29	FY30	FY31
Rev. Bonds	0	0	36,397	0	0	0
Total	\$0	\$0	\$36,397	\$0	\$0	\$0

Estimated costs

	Estimate
Design	3,240
Construction	38,880
Other	4,277
Total	\$46,397

PRJ003500 SC 1045 JF Hyd Jones Falls Phase II Sewershed Improvements for 5 year LOP

Increase the size of existing large diameter sanitary sewers to address capacity issues and sanitary sewers overflows.

Project type

City-Owned Project –

Cost center

CAP009551 CAP Wastewater

Location

Jones Falls Sewershed

Recommended funding by phase and revenue source

Phase	FY26	FY27	FY28	FY29	FY30	FY31
Planning/Design	0	5,000	0	54,989	0	0

Source	FY26	FY27	FY28	FY29	FY30	FY31
Rev. Bonds	0	5,000	0	54,989	0	0
Total	\$0	\$5,000	\$0	\$54,989	\$0	\$0

Estimated costs

	Estimate
Design	4,917
Construction	49,171
Other	5,901
Total	\$59,989

PRJ003501 SC 1046 OF Hyd Outfall Phase II Sewershed Improvements for 5 Year Storm LOP

Increase the size of existing large diameter sanitary sewers to address capacity issues and sanitary sewers overflows.

Project type

City-Owned Project –

Cost center

CAP009551 CAP Wastewater

Location

Citywide

Recommended funding by phase and revenue source

Phase	FY26	FY27	FY28	FY29	FY30	FY31
Planning/Design	0	10,057	0	145,027	0	0

Source	FY26	FY27	FY28	FY29	FY30	FY31
Rev. Bonds	0	10,057	0	145,027	0	0
Total	\$0	\$10,057	\$0	\$145,027	\$0	\$0

Estimated costs

	Estimate
Design	10,057
Construction	131,198
Other	13,828
Total	\$155,084

PRJ003502 HR Hyd Herring Run Phase II Sewershed Improvements for 5 year LOP (HR-3_Conveyance Upgrade)

Increase the size of existing large diameter sanitary sewers to address capacity issues and sanitary sewers overflows.

Project type

City-Owned Project –

Cost center

CAP009551 CAP Wastewater

Location

Herring Run
Sewershed

Recommended funding by phase and revenue source

Phase	FY26	FY27	FY28	FY29	FY30	FY31
Planning/Design	3,888	46,138	0	0	0	0

Source	FY26	FY27	FY28	FY29	FY30	FY31
Rev. Bonds	3,888	46,138	0	0	0	0
Total	\$3,888	\$46,138	\$0	\$0	\$0	\$0

Estimated costs

	Estimate
Design	3,888
Construction	41,861
Other	4,277
Total	\$50,026

PRJ003503 LL Hyd LL Phase II Sewershed Improvements for 5-Year Hybrid LOP (LL-3_Conveyance Upgrade)

Increase the size of existing large diameter sanitary sewers to address capacity issues and sanitary sewers overflows.

Project type

City-Owned Project –

Cost center

CAP009551 CAP Wastewater

Location

Citywide

Recommended funding by phase and revenue source

Phase	FY26	FY27	FY28	FY29	FY30	FY31
Planning/Design	4,320	0	47,952	0	0	0

Source	FY26	FY27	FY28	FY29	FY30	FY31
Rev. Bonds	4,320	0	47,952	0	0	0
Total	\$4,320	\$0	\$47,952	\$0	\$0	\$0

Estimated costs

	Estimate
Design	4,320
Construction	43,200
Other	4,752
Total	\$52,272

PRJ003514 Project 1404 On-Call Program Management Services

Assist DPW with strategic planning of regulatory compliance, staff/financial/capital improvements, and asset/system performance. This will generate study, design, and construction work for DPW.

Project type

City-owned Program – State of Good Repair

Cost center

CAP009551 CAP Wastewater

Location

Citywide

Recommended funding by phase and revenue source

Phase	FY26	FY27	FY28	FY29	FY30	FY31
Construction	24,200	0	0	0	0	0

Source	FY26	FY27	FY28	FY29	FY30	FY31
County Utility Pay.	12,100	0	0	0	0	0
Rev. Bonds	12,100	0	0	0	0	0
Total	\$24,200	\$0	\$0	\$0	\$0	\$0

PRJ000191 902070 Watershed Bridge Maintenance

Rehabilitate various bridges around the reservoirs.

Project type

City-owned Program – Replacement

Cost center

CAP009557 CAP Water Supply

Location

Reservoirs Vicinity

Recommended funding by phase and revenue source

Phase	FY26	FY27	FY28	FY29	FY30	FY31
Construction	2,376	8,532	4,050	14,148	0	0

Source	FY26	FY27	FY28	FY29	FY30	FY31
County Utility Pay.	950	3,413	1,620	5,659	0	0
Rev. Bonds	1,426	5,119	2,430	8,489	0	0
Total	\$2,376	\$8,532	\$4,050	\$14,148	\$0	\$0

Optimal program funding level

\$50,000K

PRJ000306 902973 WC 1257 Falls Road WM Replacement

Replace water mains along Falls Road as part of the 15-mile per year water main replacement and rehabilitation initiative.

Project type

City-Owned Project – Replacement

Cost center

CAP009557 CAP Water Supply

Location

Falls Road vicinity

Recommended funding by phase and revenue source

Phase	FY26	FY27	FY28	FY29	FY30	FY31
Construction	0	0	0	10,856	0	0

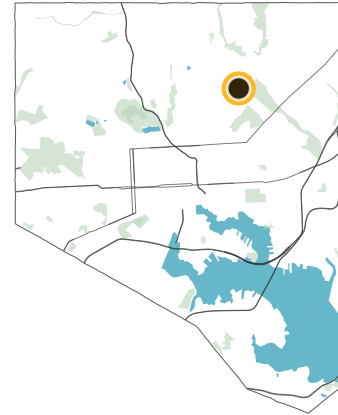
Source	FY26	FY27	FY28	FY29	FY30	FY31
Rev. Bonds	0	0	0	10,856	0	0
Total	\$0	\$0	\$0	\$10,856	\$0	\$0

Estimated costs

	Estimate
Design	159
Construction	10,698
Other	0
Total	\$10,856

PRJ000435 903731 Montebello Water Recycle Program

Replace the filters at Montebello Water Filtration Plant (WFP) 1 & 2 to maintain operations functionality and performance reliability of aging filters critical to performance and permit compliance.



Project type

City-Owned Project – Modernization

Cost center

CAP009557 CAP Water Supply

Location

Montebello WFP, 3901 Hillen Rd.

Recommended funding by phase and revenue source

Phase	FY26	FY27	FY28	FY29	FY30	FY31
Construction	0	0	0	20,000	0	0

Source	FY26	FY27	FY28	FY29	FY30	FY31
County Utility Pay.	0	0	0	8,000	0	0
Rev. Bonds	0	0	0	12,000	0	0
Total	\$0	\$0	\$0	\$20,000	\$0	\$0

Estimated costs

	Estimate
Design	4,953
Construction	77,760
Other	810
Total	\$83,523

**PRJ000503 904121 WC 1281 WM Rehabilitation South St Vicinity
DT**

Replace approximately 19,000 lineal feet of water mains in the South Street downtown vicinity.

Project type

City-Owned Project – Modernization

Cost center

CAP009557 CAP Water Supply

Location

South St. Downtown vicinity

Recommended funding by phase and revenue source

Phase	FY26	FY27	FY28	FY29	FY30	FY31
Construction	0	0	0	0	11,814	0

Source	FY26	FY27	FY28	FY29	FY30	FY31
Rev. Bonds	0	0	0	0	1,814	0
Utility Rev.	0	0	0	0	10,000	0
Total	\$0	\$0	\$0	\$0	\$11,814	\$0

Estimated costs

	Estimate
Design	180
Construction	11,177
Other	2,098
Total	\$13,455

PRJ000519 904178 WM Keswick Rd and Vicinity

Replace approximately 22,000 lineal feet of water mains in the Keswick Road, W 36th Street and York Road vicinity.

Project type

City-Owned Project – Modernization

Cost center

CAP009557 CAP Water Supply

Location

Keswick Rd. vicinity

Recommended funding by phase and revenue source

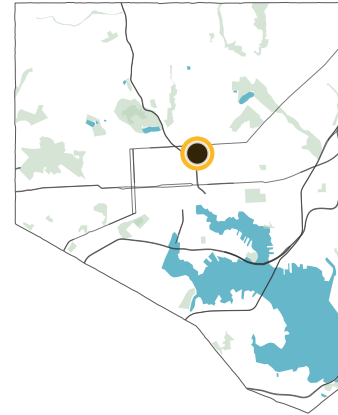
Phase	FY26	FY27	FY28	FY29	FY30	FY31
Construction	6,000	0	0	0	0	0
Source	FY26	FY27	FY28	FY29	FY30	FY31
Rev. Bonds	6,000	0	0	0	0	0
Total	\$6,000	\$0	\$0	\$0	\$0	\$0

Estimated costs

	Estimate
Design	270
Construction	12,571
Other	4,734
Total	\$17,575

PRJ000638 904976 WC1406 On Call Carbon Fiber

Evaluate, design, repair and remede piplines and structures using carbon fiber reinforced plasctic/ glass fiber reinforced plastic (CFRP/GFRP) and/or chemical grouting.



Project type

City-Owned Project – Modernization

Cost center

CAP009557 CAP Water Supply

Location

Citywide

Recommended funding by phase and revenue source

Phase	FY26	FY27	FY28	FY29	FY30	FY31
Construction	0	0	6,480	0	0	0

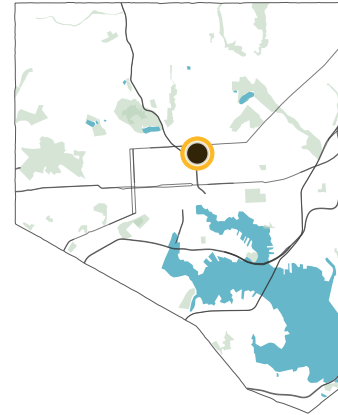
Source	FY26	FY27	FY28	FY29	FY30	FY31
County Utility Pay.	0	0	3,240	0	0	0
Rev. Bonds	0	0	3,240	0	0	0
Total	\$0	\$0	\$6,480	\$0	\$0	\$0

Estimated costs

	Estimate
Design	0
Construction	6,480
Other	—
Total	\$6,480

PRJ000700 905192 Project 1201 Large Diameter Maintenance

Repair and replace large diameter water mains, primarily pre-stressed concrete cylinder pipe (PCCP) and large ferrous mains identified in Project 1201. Includes post tension tendon repair.



Project type

City-Owned Project – Modernization

Cost center

CAP009557 CAP Water Supply

Location

Citywide

Recommended funding by phase and revenue source

Phase	FY26	FY27	FY28	FY29	FY30	FY31
Construction	15,120	0	15,120	0	15,120	0

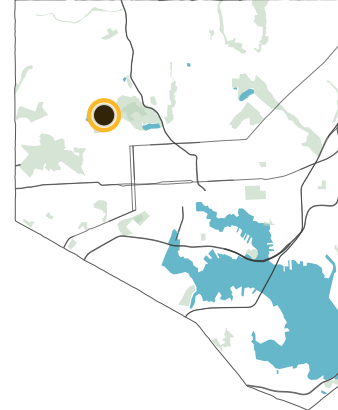
Source	FY26	FY27	FY28	FY29	FY30	FY31
County Utility Pay.	7,560	0	7,560	0	7,560	0
Rev. Bonds	7,560	0	7,560	0	7,560	0
Total	\$15,120	\$0	\$15,120	\$0	\$15,120	\$0

Estimated costs

	Estimate
Design	0
Construction	15,120
Other	—
Total	\$15,120

PRJ000774 905704 Construction Reserve Water Facility Protection

Replace the filters at Ashburton Eater Filtration Plant (WFP) to maintain operations functionality and performance reliability of aging filters critical to performance and permit compliance.



Project type

City-Owned Project – Modernization

Cost center

CAP009557 CAP Water Supply

Location

Citywide

Recommended funding by phase and revenue source

Phase	FY26	FY27	FY28	FY29	FY30	FY31
Construction	0	0	50,000	0	0	0

Source	FY26	FY27	FY28	FY29	FY30	FY31
County Utility Pay.	0	0	20,000	0	0	0
Rev. Bonds	0	0	30,000	0	0	0
Total	\$0	\$0	\$50,000	\$0	\$0	\$0

Estimated costs

	Estimate
Design	2,160
Construction	50,000
Other	—
Total	\$52,160

PRJ000832 906068 Watershed Rd and Culvert Maintenance

Rehabilitate and reconstruct roads associated with City-owned watersheds. Rehabilitation/reconstruction to include Phoenix Road, Warren Road, Nicodemus Road, Beckleysville Road, George’s Creek Road, Spook Hill Road, and Loch Raven Drive.

Project type

City-owned Program – Replacement

Cost center

CAP009557 CAP Water Supply

Location

Citywide

Recommended funding by phase and revenue source

Phase	FY26	FY27	FY28	FY29	FY30	FY31
Construction	3,240	0	0	0	0	0

Source	FY26	FY27	FY28	FY29	FY30	FY31
Rev. Bonds	3,240	0	0	0	0	0
Total	\$3,240	\$0	\$0	\$0	\$0	\$0

Optimal program funding level

\$50,000K

PRJ000843 906095 Project 1185.7.3 WC 1323 SM Water

Replace approximately 18,000 lineal feet of water mains in the Harford Road neighborhood vicinity.

Project type

City-Owned Project – Modernization

Cost center

CAP009557 CAP Water Supply

Location

Harford Rd. vicinity

Recommended funding by phase and revenue source

Phase	FY26	FY27	FY28	FY29	FY30	FY31
Construction	0	18,600	0	0	0	0

Source	FY26	FY27	FY28	FY29	FY30	FY31
Rev. Bonds	0	3,600	0	0	0	0
Utility Rev.	0	15,000	0	0	0	0
Total	\$0	\$18,600	\$0	\$0	\$0	\$0

Estimated costs

	Estimate
Design	268
Construction	15,624
Other	2,969
Total	\$18,860

PRJ000863 906133 Construction Reserve Meter Replacement

Replace water meters before they start failing to ensure that meters are operating efficiently and therefore reduce complaints from customers due to non-functioning meters.

Project type

City-owned Program – Modernization

Cost center

CAP009557 CAP Water Supply

Location

Citywide

Recommended funding by phase and revenue source

Phase	FY26	FY27	FY28	FY29	FY30	FY31
Construction	10,000	20,000	20,000	20,000	20,000	20,000

Source	FY26	FY27	FY28	FY29	FY30	FY31
County Utility Pay.	5,000	10,000	10,000	10,000	10,000	10,000
Rev. Bonds	5,000	10,000	10,000	10,000	10,000	10,000
Total	\$10,000	\$20,000	\$20,000	\$20,000	\$20,000	\$20,000

Optimal program funding level

\$100,000K

PRJ000968 906918 Ashburton Water Pumping Station

Rehabilitate the Ashburton Water Pumping Station to improve operations and control.

Project type

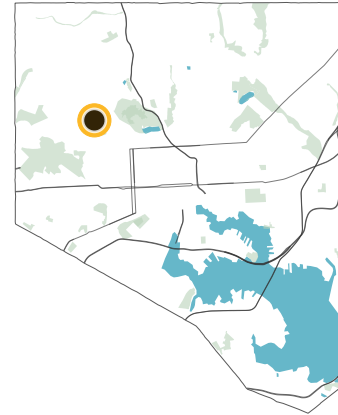
City-Owned Project – Modernization

Cost center

CAP009557 CAP Water Supply

Location

Ashburton WFP



Recommended funding by phase and revenue source

Phase	FY26	FY27	FY28	FY29	FY30	FY31
Construction	4,082	0	0	0	0	0

Source	FY26	FY27	FY28	FY29	FY30	FY31
County Utility Pay.	1,959	0	0	0	0	0
Rev. Bonds	2,122	0	0	0	0	0
Total	\$4,082	\$0	\$0	\$0	\$0	\$0

Estimated costs

	Estimate
Design	0
Construction	50,220
Other	10,345
Total	\$60,565

PRJ001019 907127 WC 1301 O and C Lg Water Main Replacement

Rehabilitation of existing large diameter water mains.

Project type

City-Owned Project – Replacement

Cost center

CAP009557 CAP Water Supply

Location

Citywide

Recommended funding by phase and revenue source

Phase	FY26	FY27	FY28	FY29	FY30	FY31
Construction	0	13,023	0	0	0	0

Source	FY26	FY27	FY28	FY29	FY30	FY31
Rev. Bonds	0	13,023	0	0	0	0
Total	\$0	\$13,023	\$0	\$0	\$0	\$0

Estimated costs

	Estimate
Design	0
Construction	10,457
Other	—
Total	\$10,457

PRJ001040 907224 Leakin Park Pump Station Rehabilitation

Rehabilitate the Leakin Park Pump Station to improve operations and control.

Project type

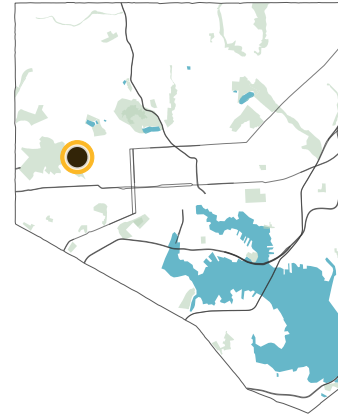
City-Owned Project – Modernization

Cost center

CAP009557 CAP Water Supply

Location

3501 Winterbourne Rd.



Recommended funding by phase and revenue source

Phase	FY26	FY27	FY28	FY29	FY30	FY31
Construction	16,054	0	0	0	0	0

Source	FY26	FY27	FY28	FY29	FY30	FY31
County Utility Pay.	12,843	0	0	0	0	0
Rev. Bonds	3,211	0	0	0	0	0
Total	\$16,054	\$0	\$0	\$0	\$0	\$0

Estimated costs

	Estimate
Design	324
Construction	15,120
Other	610
Total	\$16,054

PRJ001072 907638 Water Audit

Audit the Baltimore City Water Distribution System
to reduce water loss.

Project type

City-Owned Project – Modernization

Cost center

CAP009557 CAP Water Supply

Location

Citywide

Recommended funding by phase and revenue source

Phase	FY26	FY27	FY28	FY29	FY30	FY31
Construction	0	6,480	0	0	0	0

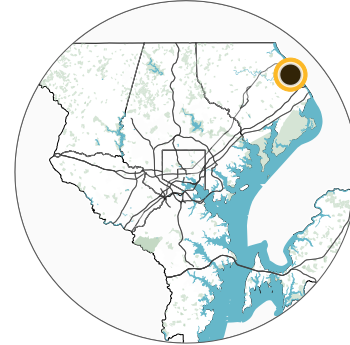
Source	FY26	FY27	FY28	FY29	FY30	FY31
Rev. Bonds	0	6,480	0	0	0	0
Total	\$0	\$6,480	\$0	\$0	\$0	\$0

Estimated costs

	Estimate
Design	1,080
Construction	4,320
Other	1,080
Total	\$6,480

PRJ001081 907687 WC 1197 Susquehanna Transfer

Upgrade of Susquehanna 108-inch raw water main appurtenances, including but not limited to isolation valves, air-release valves, drain valves, etc., and Deer Creek pumping station configurations and related appurtenances in Harford County.



Project type

City-Owned Project – Modernization

Cost center

CAP009557 CAP Water Supply

Location

Susquehanna River

Recommended funding by phase and revenue source

Phase	FY26	FY27	FY28	FY29	FY30	FY31
Construction	0	31,196	0	0	0	0

Source	FY26	FY27	FY28	FY29	FY30	FY31
County Utility Pay.	0	14,505	0	0	0	0
Rev. Bonds	0	1,691	0	0	0	0
Utility Rev.	0	15,000	0	0	0	0
Total	\$0	\$31,196	\$0	\$0	\$0	\$0

Estimated costs

	Estimate
Design	1,744
Construction	29,152
Other	4,892
Total	\$35,788

PRJ001105 907997 BC 6520 Prettyboy Bridge Deck

Replace bridge deck BC 6520 on Prettyboy Dam
Road over Prettyboy Reservoir.

Project type

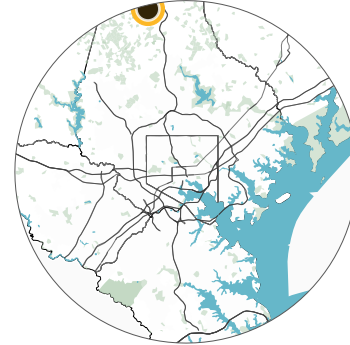
City-Owned Project – Replacement

Cost center

CAP009557 CAP Water Supply

Location

Prettyboy Dam Rd. Bridge (BC6520)



Recommended funding by phase and revenue source

Phase	FY26	FY27	FY28	FY29	FY30	FY31
Construction	0	0	0	16,391	0	0

Source	FY26	FY27	FY28	FY29	FY30	FY31
County Utility Pay.	0	0	0	6,557	0	0
Rev. Bonds	0	0	0	9,835	0	0
Total	\$0	\$0	\$0	\$16,391	\$0	\$0

Estimated costs

	Estimate
Design	2,160
Construction	16,200
Other	918
Total	\$19,278

PRJ001146 908094 Project 1185.7.1 and 2 WC1321 22

Replace approximately 16,260 lineal feet of water mains in the Woodring, Rosemont and East Westfield neighborhoods.

Project type

City-Owned Project – Modernization

Cost center

CAP009557 CAP Water Supply

Location

Citywide

Recommended funding by phase and revenue source

Phase	FY26	FY27	FY28	FY29	FY30	FY31
Construction	0	14,758	0	0	0	0

Source	FY26	FY27	FY28	FY29	FY30	FY31
Rev. Bonds	0	14,758	0	0	0	0
Total	\$0	\$14,758	\$0	\$0	\$0	\$0

Estimated costs

	Estimate
Design	627
Construction	11,734
Other	2,581
Total	\$14,943

PRJ001182 908400 Construction Reserve Valve and Hydrant R

Repair and/or replace water valves and fire hydrants throughout the City.

Project type

City-Owned Project – Modernization

Cost center

CAP009557 CAP Water Supply

Location

Citywide

Recommended funding by phase and revenue source

Phase	FY26	FY27	FY28	FY29	FY30	FY31
Construction	2,700	0	2,700	0	2,700	0

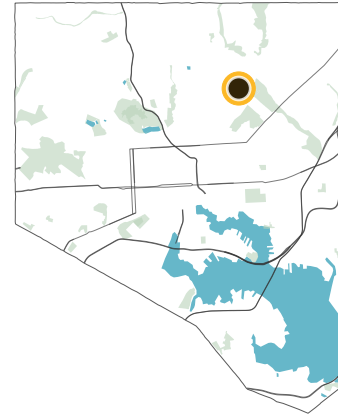
Source	FY26	FY27	FY28	FY29	FY30	FY31
Rev. Bonds	2,700	0	2,700	0	2,700	0
Total	\$2,700	\$0	\$2,700	\$0	\$2,700	\$0

Estimated costs

	Estimate
Design	0
Construction	2,700
Other	—
Total	\$2,700

PRJ001194 908503 WC1219 Lab Facility Montebello

Upgrade and rehabilitate the Montebello Water Filtration Plant (WFP) chemical laboratory facilities to meet future testing requirements mandated by the Environmental Protection Agency (EPA) and the Maryland Department of the Environment (MDE).



Project type

City-Owned Project – Modernization

Cost center

CAP009557 CAP Water Supply

Location

Montebello WFP, 3901 Hillen Rd.

Recommended funding by phase and revenue source

Phase	FY26	FY27	FY28	FY29	FY30	FY31
Construction	0	12,176	0	0	0	0

Source	FY26	FY27	FY28	FY29	FY30	FY31
County Utility Pay.	0	4,984	0	0	0	0
Rev. Bonds	0	7,192	0	0	0	0
Total	\$0	\$12,176	\$0	\$0	\$0	\$0

Estimated costs

	Estimate
Design	540
Construction	10,800
Other	2,376
Total	\$13,716

PRJ001223 908936 WC1285 Caroline WM Replacement

Replace approximately 36,000 lineal feet of water mains in the Caroline Street vicinity.

Project type

City-Owned Project – Modernization

Cost center

CAP009557 CAP Water Supply

Location

Caroline St. Vicinity

Recommended funding by phase and revenue source

Phase	FY26	FY27	FY28	FY29	FY30	FY31
Construction	8,000	0	0	0	0	0

Source	FY26	FY27	FY28	FY29	FY30	FY31
Rev. Bonds	8,000	0	0	0	0	0
Total	\$8,000	\$0	\$0	\$0	\$0	\$0

Estimated costs

	Estimate
Design	240
Construction	11,147
Other	1,934
Total	\$13,321

PRJ001263 909098 Future Water Main Replacement

Replace water mains throughout the City as part of the 15-mile per year water main replacement and rehabilitation initiative.

Project type

City-owned Program — Replacement

Cost center

CAP009557 CAP Water Supply

Location

Citywide

Recommended funding by phase and revenue source

Phase	FY26	FY27	FY28	FY29	FY30	FY31
Construction	0	40,000	60,000	60,000	60,000	60,000

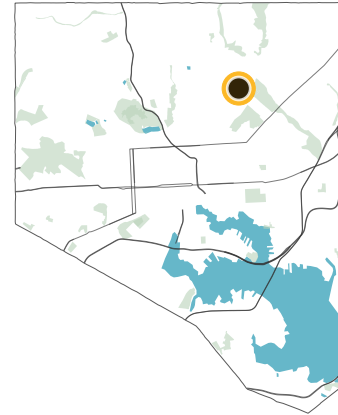
Source	FY26	FY27	FY28	FY29	FY30	FY31
Rev. Bonds	0	40,000	60,000	60,000	60,000	30,000
Utility Rev.	0	0	0	0	0	30,000
Total	\$0	\$40,000	\$60,000	\$60,000	\$60,000	\$60,000

Optimal program funding level

\$220,000K

PRJ001304 909501 Montebello Water Filtration Pl

Recondition the filter underdrains, air scouring systems and support systems for the continued use of the Montebello Water Filtration Plant 2. These systems have served well beyond their useful life and require extensive/time consuming Maintenance to perform.



Project type

City-Owned Project – Modernization

Cost center

CAP009557 CAP Water Supply

Location

Montebello WFP, 3901 Hillen Rd.

Recommended funding by phase and revenue source

Phase	FY26	FY27	FY28	FY29	FY30	FY31
Construction	0	0	0	0	47,423	0

Source	FY26	FY27	FY28	FY29	FY30	FY31
County Utility Pay.	0	0	0	0	18,969	0
Rev. Bonds	0	0	0	0	8,454	0
Utility Rev.	0	0	0	0	20,000	0
Total	\$0	\$0	\$0	\$0	\$47,423	\$0

Estimated costs

	Estimate
Design	4,953
Construction	77,760
Other	810
Total	\$83,523

PRJ001395 910300 Urgent Needs Water Facilities

Repair and maintain water treatment and related facilities as required as a result of unanticipated failures of equipment, operating systems, or facilities.

Project type

City-owned Program – Modernization

Cost center

CAP009557 CAP Water Supply

Location

Citywide

Recommended funding by phase and revenue source

Phase	FY26	FY27	FY28	FY29	FY30	FY31
Construction	1,400	0	0	47,466	0	0

Source	FY26	FY27	FY28	FY29	FY30	FY31
County Utility Pay.	560	0	0	18,986	0	0
Rev. Bonds	840	0	0	28,480	0	0
Total	\$1,400	\$0	\$0	\$47,466	\$0	\$0

Optimal program funding level

\$50,000K

PRJ001410 910609 Project 1185.3 WC 1313 and WC 1312

Replace water mains in the Fells Point and West Canton neighborhood vicinity as part of the 15-mile per year water main replacement and rehabilitation initiative.

Project type

City-Owned Project – Modernization

Cost center

CAP009557 CAP Water Supply

Location

Citywide

Recommended funding by phase and revenue source

Phase	FY26	FY27	FY28	FY29	FY30	FY31
Construction	10,688	0	0	0	0	0

Source	FY26	FY27	FY28	FY29	FY30	FY31
Rev. Bonds	10,688	0	0	0	0	0
Total	\$10,688	\$0	\$0	\$0	\$0	\$0

Estimated costs

	Estimate
Design	167
Construction	11,340
Other	2,707
Total	\$14,214

PRJ001475 911223 Watershed Comprehensive Plan

Perform a Watershed Comprehensive Plan for the Liberty and Loch Raven Reservoirs to address long term needs at the Baltimore Metro Region’s raw water supply and storage system to meet future needs for water supply for residential, industrial and commercial customers and future regional development.

Project type

City-Owned Project – Modernization

Cost center

CAP009557 CAP Water Supply

Location

Citywide

Recommended funding by phase and revenue source

Phase	FY26	FY27	FY28	FY29	FY30	FY31
Construction	0	28,937	0	0	0	0

Source	FY26	FY27	FY28	FY29	FY30	FY31
County Utility Pay.	0	14,965	0	0	0	0
Rev. Bonds	0	13,972	0	0	0	0
Total	\$0	\$28,937	\$0	\$0	\$0	\$0

Estimated costs

	Estimate
Design	3,240
Construction	33,480
Other	2,700
Total	\$39,420

PRJ001943 926030 Liberty Reservoir Dam Crest

Evaluate and rehabilitate the condition of the dam to safely pass the required probable maximum flood and maintain compliance with dam safety.

Project type

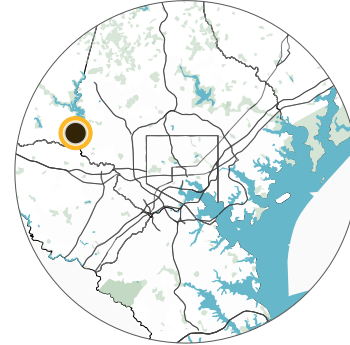
City-Owned Project – Modernization

Cost center

CAP009557 CAP Water Supply

Location

Liberty Reservoir vicinity



Recommended funding by phase and revenue source

Phase	FY26	FY27	FY28	FY29	FY30	FY31
Construction	0	10,028	0	0	0	0

Source	FY26	FY27	FY28	FY29	FY30	FY31
County Utility Pay.	0	4,012	0	0	0	0
Rev. Bonds	0	6,016	0	0	0	0
Total	\$0	\$10,028	\$0	\$0	\$0	\$0

Estimated costs

	Estimate
Design	216
Construction	10,800
Other	2,214
Total	\$13,230

PRJ002009 93398g WC 1392 20 Inch Franklinton

Replace approximately 14,400 lineal feet of 20" water mains along Franklinton Road.

Project type

City-Owned Project – Modernization

Cost center

CAP009557 CAP Water Supply

Location

Franklinton Rd.

Recommended funding by phase and revenue source

Phase	FY26	FY27	FY28	FY29	FY30	FY31
Construction	19,050	0	0	0	0	0

Source	FY26	FY27	FY28	FY29	FY30	FY31
Rev. Bonds	19,050	0	0	0	0	0
Total	\$19,050	\$0	\$0	\$0	\$0	\$0

Estimated costs

	Estimate
Design	540
Construction	22,680
Other	3,402
Total	\$26,622

PRJ002029 938005 Water Supply Tunnel Inspection and Rehabilitation

Rehabilitate and reconstruct raw water supply tunnels associated with City-owned watersheds.

Project type

City-Owned Project – Modernization

Cost center

CAP009557 CAP Water Supply

Location

Citywide

Recommended funding by phase and revenue source

Phase	FY26	FY27	FY28	FY29	FY30	FY31
Construction	0	12,827	0	0	0	0

Source	FY26	FY27	FY28	FY29	FY30	FY31
County Utility Pay.	0	5,104	0	0	0	0
Rev. Bonds	0	7,723	0	0	0	0
Total	\$0	\$12,827	\$0	\$0	\$0	\$0

Estimated costs

	Estimate
Design	1,080
Construction	12,960
Other	108
Total	\$14,148

PRJ002225 904239 Mount St Water Main Replace

Replace approximately 9,000 lineal feet of water mains in the Mount Street vicinity.

Project type

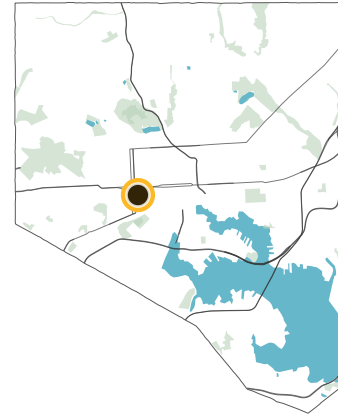
City-Owned Project – Replacement

Cost center

CAP009557 CAP Water Supply

Location

Mount Street vicinity



Recommended funding by phase and revenue source

Phase	FY26	FY27	FY28	FY29	FY30	FY31
Construction	0	0	10,695	0	0	0

Source	FY26	FY27	FY28	FY29	FY30	FY31
Rev. Bonds	0	0	10,695	0	0	0
Total	\$0	\$0	\$10,695	\$0	\$0	\$0

Estimated costs

	Estimate
Design	281
Construction	7,646
Other	2,982
Total	\$10,908

PRJ002231 905242 Ridgely's Delight Water Replac

Replace approximately 7,000 lineal feet of water mains in the Ridgely's Delight neighborhood.

Project type

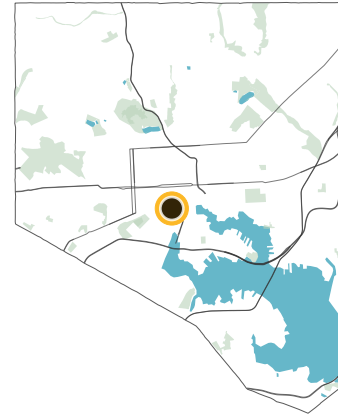
City-Owned Project – Modernization

Cost center

CAP009557 CAP Water Supply

Location

Ridgely's Delight neighborhood



Recommended funding by phase and revenue source

Phase	FY26	FY27	FY28	FY29	FY30	FY31
Construction	0	8,750	0	0	0	0

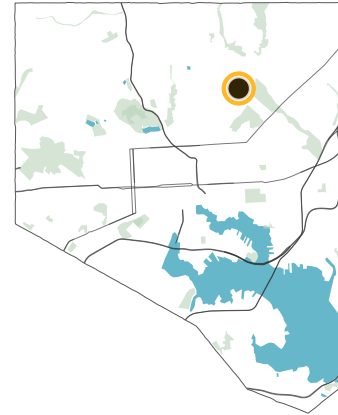
Source	FY26	FY27	FY28	FY29	FY30	FY31
Rev. Bonds	0	8,750	0	0	0	0
Total	\$0	\$8,750	\$0	\$0	\$0	\$0

Estimated costs

	Estimate
Design	292
Construction	6,296
Other	2,536
Total	\$9,124

PRJ002233 905967 WC 1413R Montebello Lake Dredging

Remove and dispose of alum sludge and filter backwash solids from Lake Montebello and the Washwater Lake. After the work is completed, site restoration of all disturbed areas will be performed.



Project type

City-Owned Project – State of Good Repair

Cost center

CAP009557 CAP Water Supply

Location

Montebello WFP, 3901 Hillen Rd.

Recommended funding by phase and revenue source

Phase	FY26	FY27	FY28	FY29	FY30	FY31
Construction	5,670	0	0	0	0	0

Source	FY26	FY27	FY28	FY29	FY30	FY31
County Utility Pay.	5,670	0	0	0	0	0
Total	\$5,670	\$0	\$0	\$0	\$0	\$0

Estimated costs

	Estimate
Design	318
Construction	31,249
Other	5,778
Total	\$37,345

PRJ002234 906246 Patterson Park East Water Main

Replace approximately 23,000 lineal feet of water mains in the Patterson Park East vicinity.

Project type

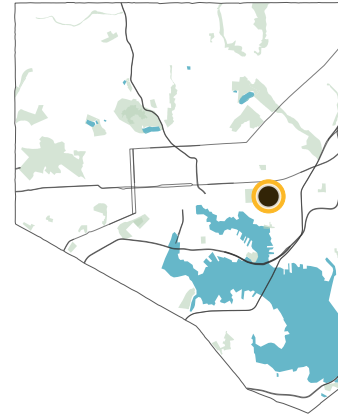
City-Owned Project – Modernization

Cost center

CAP009557 CAP Water Supply

Location

Patterson Park East vicinity



Recommended funding by phase and revenue source

Phase	FY26	FY27	FY28	FY29	FY30	FY31
Construction	0	0	0	16,475	0	0

Source	FY26	FY27	FY28	FY29	FY30	FY31
Rev. Bonds	0	0	0	1,475	0	0
Utility Rev.	0	0	0	15,000	0	0
Total	\$0	\$0	\$0	\$16,475	\$0	\$0

Estimated costs

	Estimate
Design	832
Construction	11,804
Other	4,604
Total	\$17,239

PRJ002236 907247 Walker Ave Water Replacement

Replace approximately 15,500 linear feet of water mains in the Walker Ave vicinity.

Project type

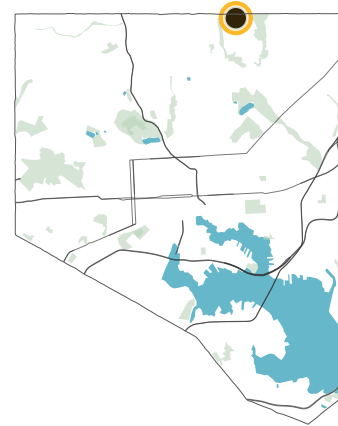
City-Owned Project – Modernization

Cost center

CAP009557 CAP Water Supply

Location

Walker Ave. vicinity



Recommended funding by phase and revenue source

Phase	FY26	FY27	FY28	FY29	FY30	FY31
Construction	0	0	0	18,153	0	0

Source	FY26	FY27	FY28	FY29	FY30	FY31
Rev. Bonds	0	0	0	3,153	0	0
Utility Rev.	0	0	0	15,000	0	0
Total	\$0	\$0	\$0	\$18,153	\$0	\$0

Estimated costs

	Estimate
Design	475
Construction	13,011
Other	5,074
Total	\$18,561

PRJ002562 907256 557-256 WC-1430 Water Main Replacement at Various Locations

Replace approximately 10,000 lineal feet of water mains throughout the City.

Project type

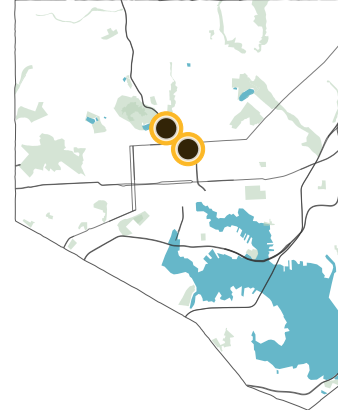
City-Owned Project – Replacement

Cost center

CAP009557 CAP Water Supply

Location

Citywide



Recommended funding by phase and revenue source

Phase	FY26	FY27	FY28	FY29	FY30	FY31
Construction	17,304	0	0	0	0	0

Source	FY26	FY27	FY28	FY29	FY30	FY31
Rev. Bonds	17,304	0	0	0	0	0
Total	\$17,304	\$0	\$0	\$0	\$0	\$0

Estimated costs

	Estimate
Design	216
Construction	17,304
Other	—
Total	\$17,520

PRJ002569 906252 557-252 WC-TBD On-Call Design & Engineering Services

Replace water mains throughout the City.

Project type

City-Owned Project – Modernization

Cost center

CAP009557 CAP Water Supply

Location

Citywide

Recommended funding by phase and revenue source

Phase	FY26	FY27	FY28	FY29	FY30	FY31
Planning/Design	5,454	0	0	0	0	0

Source	FY26	FY27	FY28	FY29	FY30	FY31
Rev. Bonds	5,454	0	0	0	0	0
Total	\$5,454	\$0	\$0	\$0	\$0	\$0

Estimated costs

	Estimate
Design	4,320
Construction	0
Other	—
Total	\$4,320

PRJ002701 906154 Conckling St., Russell St, & Vicinity WM Replacements

Replace approximately 15,000 lineal feet of water mains in the Pulaski Highway, Conckling St and Russell St vicinity.

Project type

City-Owned Project – Modernization

Cost center

CAP009557 CAP Water Supply

Location

Conckling St. and Russell St. vicinity

Recommended funding by phase and revenue source

Phase	FY26	FY27	FY28	FY29	FY30	FY31
Construction	7,659	0	0	0	0	0

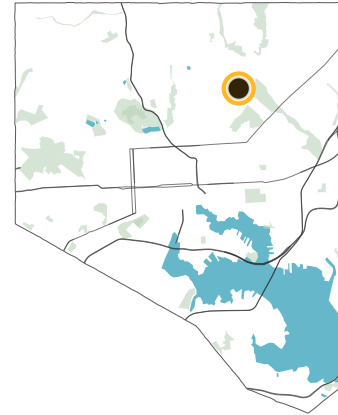
Source	FY26	FY27	FY28	FY29	FY30	FY31
Rev. Bonds	7,659	0	0	0	0	0
Total	\$7,659	\$0	\$0	\$0	\$0	\$0

Estimated costs

	Estimate
Design	548
Construction	15,371
Other	2,156
Total	\$18,075

PRJ002821 WC 1420 Montebello WFP I Filter Upgrades

Recondition the filter underdrains, air scouring systems and support systems for the continued use of the Montebello Water Filtration Plant 1. These systems have served well beyond their useful life and require extensive/time consuming Maintenance to perform.



Project type

City-Owned Project – Modernization

Cost center

CAP009557 CAP Water Supply

Location

Montebello WFP

Recommended funding by phase and revenue source

Phase	FY26	FY27	FY28	FY29	FY30	FY31
Construction	0	0	47,823	0	0	0

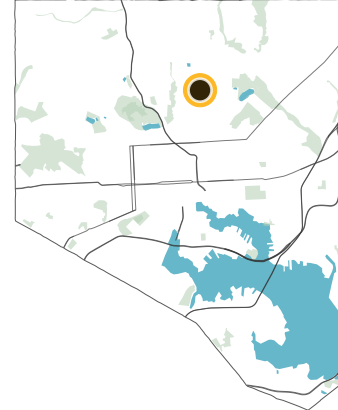
Source	FY26	FY27	FY28	FY29	FY30	FY31
County Utility Pay.	0	0	19,129	0	0	0
Rev. Bonds	0	0	13,694	0	0	0
Utility Rev.	0	0	15,000	0	0	0
Total	\$0	\$0	\$47,823	\$0	\$0	\$0

Estimated costs

	Estimate
Design	4,953
Construction	64,800
Other	13,770
Total	\$83,523

PRJ002959 WC-1419 Greenmount Ave 36" Water Main Rehabilitation

Replace approximately 5,400 lineal feet of 36" water mains along Greenmount Avenue.



Project type

City-Owned Project – Modernization

Cost center

CAP009557 CAP Water Supply

Location

Greenmount Ave. vicinity

Recommended funding by phase and revenue source

Phase	FY26	FY27	FY28	FY29	FY30	FY31
Construction	0	0	0	23,885	0	0

Source	FY26	FY27	FY28	FY29	FY30	FY31
Rev. Bonds	0	0	0	23,885	0	0
Total	\$0	\$0	\$0	\$23,885	\$0	\$0

Estimated costs

	Estimate
Design	540
Construction	17,169
Other	6,797
Total	\$24,506

PRJ002964 BC 6518 Kidds Schoolhouse Road over Prettyboy Reservoir

Repair, replace, clean and/or paint bridge BC 6518 on Kidds Schoolhouse Road.

Project type

City-Owned Project – Replacement

Cost center

CAP009557 CAP Water Supply

Location

Kidds School House Road over Prettyboy Reservoir



Recommended funding by phase and revenue source

Phase	FY26	FY27	FY28	FY29	FY30	FY31
Construction	0	1,458	0	0	0	0

Source	FY26	FY27	FY28	FY29	FY30	FY31
County Utility Pay.	0	583	0	0	0	0
Rev. Bonds	0	875	0	0	0	0
Total	\$0	\$1,458	\$0	\$0	\$0	\$0

Estimated costs

	Estimate
Design	378
Construction	810
Other	270
Total	\$1,458

PRJ002967 Construction Management Assistance for Water Main Replacement Program

Assist the City Construction Management section with construction monitoring and inspection, preparation of record drawings, estimating, scheduling, project engineering, and constructability reviews.

Project type

City-Owned Project – Replacement

Cost center

CAP009557 CAP Water Supply

Location

Citywide

Recommended funding by phase and revenue source

Phase	FY26	FY27	FY28	FY29	FY30	FY31
Construction	0	4,000	0	0	0	0

Source	FY26	FY27	FY28	FY29	FY30	FY31
Rev. Bonds	0	4,000	0	0	0	0
Total	\$0	\$4,000	\$0	\$0	\$0	\$0

Estimated costs

	Estimate
Design	0
Construction	12,960
Other	—
Total	\$12,960

PRJ003158 Urgent Needs Water Infrastructure FY26 - Contract I

Rehabilitate, replace and repair 6-inch through 24 inch ductile iron pipe, valves up to 36", fittings, and appurtenances, replacement/installation of fire hydrants, small (residential) and large meter settings.

Project type

City-owned Program – Modernization

Cost center

CAP009557 CAP Water Supply

Location

Citywide

Recommended funding by phase and revenue source

Phase	FY26	FY27	FY28	FY29	FY30	FY31
Construction	10,195	0	0	0	0	0

Source	FY26	FY27	FY28	FY29	FY30	FY31
County Utility Pay.	1,529	0	0	0	0	0
Rev. Bonds	8,666	0	0	0	0	0
Total	\$10,195	\$0	\$0	\$0	\$0	\$0

Estimated costs

	Estimate
Design	86
Construction	10,109
Other	—
Total	\$10,195

PRJ003159 Urgent Needs Water Infrastructure FY26 - Contract II

Rehabilitate, replace and repair 6-inch through 24 inch ductile iron pipe, valves up to 36", fittings, and appurtenances, replacement/installation of fire hydrants, small (residential) and large meter settings.

Project type

City-owned Program – Modernization

Cost center

CAP009557 CAP Water Supply

Location

Citywide

Recommended funding by phase and revenue source

Phase	FY26	FY27	FY28	FY29	FY30	FY31
Construction	10,195	0	0	0	0	0

Source	FY26	FY27	FY28	FY29	FY30	FY31
County Utility Pay.	1,529	0	0	0	0	0
Rev. Bonds	8,666	0	0	0	0	0
Total	\$10,195	\$0	\$0	\$0	\$0	\$0

Estimated costs

	Estimate
Design	86
Construction	10,109
Other	—
Total	\$10,195

PRJ003160 Urgent Needs Water Infrastructure FY26 - Contract III

Rehabilitate, replace and repair 6-inch through 24 inch ductile iron pipe, valves up to 36", fittings, and appurtenances, replacement/installation of fire hydrants, small (residential) and large meter settings.

Project type

City-owned Program – Modernization

Cost center

CAP009557 CAP Water Supply

Location

Citywide

Recommended funding by phase and revenue source

Phase	FY26	FY27	FY28	FY29	FY30	FY31
Construction	10,195	0	0	0	0	0

Source	FY26	FY27	FY28	FY29	FY30	FY31
County Utility Pay.	1,529	0	0	0	0	0
Rev. Bonds	8,666	0	0	0	0	0
Total	\$10,195	\$0	\$0	\$0	\$0	\$0

Estimated costs

	Estimate
Design	86
Construction	10,109
Other	—
Total	\$10,195

PRJ003161 Urgent Needs Water Infrastructure FY27 - Contract I

Rehabilitate, replace and repair 6-inch through 24 inch ductile iron pipe, valves up to 36”, fittings, and appurtenances, replacement/installation of fire hydrants, small (residential) and large meter settings.

Project type

City-owned Program – Modernization

Cost center

CAP009557 CAP Water Supply

Location

Citywide

Recommended funding by phase and revenue source

Phase	FY26	FY27	FY28	FY29	FY30	FY31
Construction	0	10,195	0	0	0	0

Source	FY26	FY27	FY28	FY29	FY30	FY31
County Utility Pay.	0	1,529	0	0	0	0
Rev. Bonds	0	8,666	0	0	0	0
Total	\$0	\$10,195	\$0	\$0	\$0	\$0

Estimated costs

	Estimate
Design	86
Construction	10,109
Other	—
Total	\$10,195

PRJ003162 Urgent Needs Water Infrastructure FY27 - Contract II

Rehabilitate, replace and repair 6-inch through 24 inch ductile iron pipe, valves up to 36", fittings, and appurtenances, replacement/installation of fire hydrants, small (residential) and large meter settings.

Project type

City-owned Program – Modernization

Cost center

CAP009557 CAP Water Supply

Location

Citywide

Recommended funding by phase and revenue source

Phase	FY26	FY27	FY28	FY29	FY30	FY31
Construction	0	10,195	0	0	0	0

Source	FY26	FY27	FY28	FY29	FY30	FY31
County Utility Pay.	0	1,529	0	0	0	0
Rev. Bonds	0	8,666	0	0	0	0
Total	\$0	\$10,195	\$0	\$0	\$0	\$0

Estimated costs

	Estimate
Design	86
Construction	10,109
Other	—
Total	\$10,195

PRJ003163 Urgent Needs Water Infrastructure FY27 - Contract III

Rehabilitate, replace and repair 6-inch through 24 inch ductile iron pipe, valves up to 36", fittings, and appurtenances, replacement/installation of fire hydrants, small (residential) and large meter settings.

Project type

City-owned Program – Modernization

Cost center

CAP009557 CAP Water Supply

Location

Citywide

Recommended funding by phase and revenue source

Phase	FY26	FY27	FY28	FY29	FY30	FY31
Construction	0	10,195	0	0	0	0

Source	FY26	FY27	FY28	FY29	FY30	FY31
County Utility Pay.	0	1,529	0	0	0	0
Rev. Bonds	0	8,666	0	0	0	0
Total	\$0	\$10,195	\$0	\$0	\$0	\$0

Estimated costs

	Estimate
Design	86
Construction	10,109
Other	—
Total	\$10,195

PRJ003164 Urgent Needs Water Infrastructure FY28 - Contract I

Rehabilitate, replace and repair 6-inch through 24 inch ductile iron pipe, valves up to 36", fittings, and appurtenances, replacement/installation of fire hydrants, small (residential) and large meter settings.

Project type

City-owned Program – Modernization

Cost center

CAP009557 CAP Water Supply

Location

Citywide

Recommended funding by phase and revenue source

Phase	FY26	FY27	FY28	FY29	FY30	FY31
Construction	0	0	10,195	0	0	0

Source	FY26	FY27	FY28	FY29	FY30	FY31
County Utility Pay.	0	0	1,529	0	0	0
Rev. Bonds	0	0	8,666	0	0	0
Total	\$0	\$0	\$10,195	\$0	\$0	\$0

Estimated costs

	Estimate
Design	86
Construction	10,109
Other	—
Total	\$10,195

PRJ003165 Urgent Needs Water Infrastructure FY28 - Contract II

Rehabilitate, replace and repair 6-inch through 24 inch ductile iron pipe, valves up to 36", fittings, and appurtenances, replacement/installation of fire hydrants, small (residential) and large meter settings.

Project type

City-owned Program – Modernization

Cost center

CAP009557 CAP Water Supply

Location

Citywide

Recommended funding by phase and revenue source

Phase	FY26	FY27	FY28	FY29	FY30	FY31
Construction	0	0	10,195	0	0	0

Source	FY26	FY27	FY28	FY29	FY30	FY31
County Utility Pay.	0	0	1,529	0	0	0
Rev. Bonds	0	0	8,666	0	0	0
Total	\$0	\$0	\$10,195	\$0	\$0	\$0

Estimated costs

	Estimate
Design	86
Construction	10,109
Other	—
Total	\$10,195

PRJ003166 Urgent Needs Water Infrastructure FY28 - Contract III

Rehabilitate, replace and repair 6-inch through 24 inch ductile iron pipe, valves up to 36", fittings, and appurtenances, replacement/installation of fire hydrants, small (residential) and large meter settings.

Project type

City-owned Program – Modernization

Cost center

CAP009557 CAP Water Supply

Location

Citywide

Recommended funding by phase and revenue source

Phase	FY26	FY27	FY28	FY29	FY30	FY31
Construction	0	0	10,195	0	0	0

Source	FY26	FY27	FY28	FY29	FY30	FY31
County Utility Pay.	0	0	1,529	0	0	0
Rev. Bonds	0	0	8,666	0	0	0
Total	\$0	\$0	\$10,195	\$0	\$0	\$0

Estimated costs

	Estimate
Design	86
Construction	10,109
Other	—
Total	\$10,195

PRJ003167 Urgent Needs Water Infrastructure FY29 - Contract I

Rehabilitate, replace and repair 6-inch through 24 inch ductile iron pipe, valves up to 36", fittings, and appurtenances, replacement/installation of fire hydrants, small (residential) and large meter settings.

Project type

City-owned Program – Modernization

Cost center

CAP009557 CAP Water Supply

Location

Citywide

Recommended funding by phase and revenue source

Phase	FY26	FY27	FY28	FY29	FY30	FY31
Construction	0	0	0	10,195	0	0

Source	FY26	FY27	FY28	FY29	FY30	FY31
County Utility Pay.	0	0	0	1,529	0	0
Rev. Bonds	0	0	0	8,666	0	0
Total	\$0	\$0	\$0	\$10,195	\$0	\$0

Estimated costs

	Estimate
Design	86
Construction	10,109
Other	—
Total	\$10,195

PRJ003168 Urgent Needs Water Infrastructure FY29 - Contract II

Rehabilitate, replace and repair 6-inch through 24 inch ductile iron pipe, valves up to 36”, fittings, and appurtenances, replacement/installation of fire hydrants, small (residential) and large meter settings.

Project type

City-owned Program – Modernization

Cost center

CAP009557 CAP Water Supply

Location

Citywide

Recommended funding by phase and revenue source

Phase	FY26	FY27	FY28	FY29	FY30	FY31
Construction	0	0	0	10,195	0	0

Source	FY26	FY27	FY28	FY29	FY30	FY31
County Utility Pay.	0	0	0	1,529	0	0
Rev. Bonds	0	0	0	8,666	0	0
Total	\$0	\$0	\$0	\$10,195	\$0	\$0

Estimated costs

	Estimate
Design	86
Construction	10,109
Other	—
Total	\$10,195

PRJ00316g Urgent Needs Water Infrastructure FY29 - Contract III

Rehabilitate, replace and repair 6-inch through 24 inch ductile iron pipe, valves up to 36", fittings, and appurtenances, replacement/installation of fire hydrants, small (residential) and large meter settings.

Project type

City-owned Program – Modernization

Cost center

CAP009557 CAP Water Supply

Location

Citywide

Recommended funding by phase and revenue source

Phase	FY26	FY27	FY28	FY29	FY30	FY31
Construction	0	0	0	10,195	0	0

Source	FY26	FY27	FY28	FY29	FY30	FY31
County Utility Pay.	0	0	0	1,529	0	0
Rev. Bonds	0	0	0	8,666	0	0
Total	\$0	\$0	\$0	\$10,195	\$0	\$0

Estimated costs

	Estimate
Design	86
Construction	10,109
Other	—
Total	\$10,195

PRJ003170 Urgent Needs Water Infrastructure FY30 - Contract I

Rehabilitate, replace and repair 6-inch through 24 inch ductile iron pipe, valves up to 36", fittings, and appurtenances, replacement/installation of fire hydrants, small (residential) and large meter settings.

Project type

City-owned Program – Modernization

Cost center

CAP009557 CAP Water Supply

Location

Citywide

Recommended funding by phase and revenue source

Phase	FY26	FY27	FY28	FY29	FY30	FY31
Construction	0	0	0	0	10,195	0

Source	FY26	FY27	FY28	FY29	FY30	FY31
County Utility Pay.	0	0	0	0	1,529	0
Rev. Bonds	0	0	0	0	8,666	0
Total	\$0	\$0	\$0	\$0	\$10,195	\$0

Estimated costs

	Estimate
Design	86
Construction	10,109
Other	—
Total	\$10,195

PRJ003171 Urgent Needs Water Infrastructure FY30 - Contract II

Rehabilitate, replace and repair 6-inch through 24 inch ductile iron pipe, valves up to 36”, fittings, and appurtenances, replacement/installation of fire hydrants, small (residential) and large meter settings.

Project type

City-owned Program – Modernization

Cost center

CAP009557 CAP Water Supply

Location

Citywide

Recommended funding by phase and revenue source

Phase	FY26	FY27	FY28	FY29	FY30	FY31
Construction	0	0	0	0	10,195	0

Source	FY26	FY27	FY28	FY29	FY30	FY31
County Utility Pay.	0	0	0	0	1,529	0
Rev. Bonds	0	0	0	0	8,666	0
Total	\$0	\$0	\$0	\$0	\$10,195	\$0

Estimated costs

	Estimate
Design	86
Construction	10,109
Other	—
Total	\$10,195

PRJ003172 Urgent Needs Water Infrastructure FY30 - Contract III

Rehabilitate, replace and repair 6-inch through 24 inch ductile iron pipe, valves up to 36", fittings, and appurtenances, replacement/installation of fire hydrants, small (residential) and large meter settings.

Project type

City-owned Program – Modernization

Cost center

CAP009557 CAP Water Supply

Location

Citywide

Recommended funding by phase and revenue source

Phase	FY26	FY27	FY28	FY29	FY30	FY31
Construction	0	0	0	0	10,195	0

Source	FY26	FY27	FY28	FY29	FY30	FY31
County Utility Pay.	0	0	0	0	1,529	0
Rev. Bonds	0	0	0	0	8,666	0
Total	\$0	\$0	\$0	\$0	\$10,195	\$0

Estimated costs

	Estimate
Design	86
Construction	10,109
Other	—
Total	\$10,195

PRJ003176 Water Main Replacements at Various Locations FY 26

Replace approximately 21,000 +/- lineal feet (~roughly 4 miles) of 6-inch thru 20-inch water mains at various locations in the City.

Project type

City-owned Program – Replacement

Cost center

CAP009557 CAP Water Supply

Location

Citywide

Recommended funding by phase and revenue source

Phase	FY26	FY27	FY28	FY29	FY30	FY31
Construction	0	20,375	0	0	0	0

Source	FY26	FY27	FY28	FY29	FY30	FY31
Rev. Bonds	0	20,375	0	0	0	0
Total	\$0	\$20,375	\$0	\$0	\$0	\$0

Estimated costs

	Estimate
Design	0
Construction	20,321
Other	54
Total	\$20,375

PRJ003224 BC 6503 Loch Raven Road over Minebank Run

Replace bridge BC 6503 on Loch Raven Drive over Minebank Run.

Project type

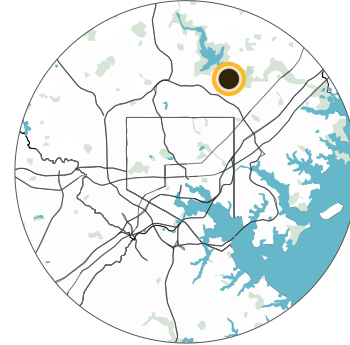
City-Owned Project – Modernization

Cost center

CAP009557 CAP Water Supply

Location

Loch Raven Reservoir vicinity



Recommended funding by phase and revenue source

Phase	FY26	FY27	FY28	FY29	FY30	FY31
Construction	0	0	2,700	0	0	0

Source	FY26	FY27	FY28	FY29	FY30	FY31
County Utility Pay.	0	0	1,080	0	0	0
Rev. Bonds	0	0	1,620	0	0	0
Total	\$0	\$0	\$2,700	\$0	\$0	\$0

Estimated costs

	Estimate
Design	540
Construction	2,700
Other	—
Total	\$3,240

PRJ003226 BC 6508 Loch Raven Drive over Shanghai Creek

Replace bridge BC 6508 on Loch Raven Drive over Shanghai Creek.

Project type

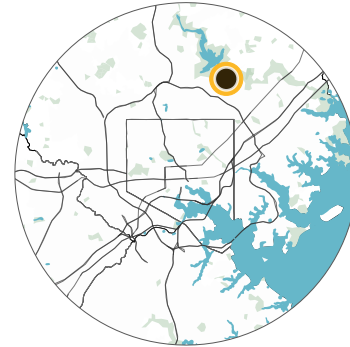
City-Owned Project – Modernization

Cost center

CAP009557 CAP Water Supply

Location

Loch Raven Reservoir vicinity



Recommended funding by phase and revenue source

Phase	FY26	FY27	FY28	FY29	FY30	FY31
Construction	0	0	4,050	0	0	0

Source	FY26	FY27	FY28	FY29	FY30	FY31
County Utility Pay.	0	0	1,620	0	0	0
Rev. Bonds	0	0	2,430	0	0	0
Total	\$0	\$0	\$4,050	\$0	\$0	\$0

Estimated costs

	Estimate
Design	810
Construction	3,240
Other	—
Total	\$4,050

PRJ003228 BC 6517 Gunpowder Road over Gunpowder Falls

Replace bridge BC 6517 on Gunpowder Road over Gunpowder Falls.

Project type

City-Owned Project – Modernization

Cost center

CAP009557 CAP Water Supply

Location

Loch Raven Reservoir vicinity



Recommended funding by phase and revenue source

Phase	FY26	FY27	FY28	FY29	FY30	FY31
Construction	0	1,458	0	0	0	0

Source	FY26	FY27	FY28	FY29	FY30	FY31
County Utility Pay.	0	583	0	0	0	0
Rev. Bonds	0	875	0	0	0	0
Total	\$0	\$1,458	\$0	\$0	\$0	\$0

Estimated costs

	Estimate
Design	378
Construction	1,026
Other	54
Total	\$1,458

PRJ003231 BC 6527 Cotter Road over Flintstone Run

Replace the culvert on Cotter Road over Flintstone Run.

Project type

City-Owned Project – Replacement

Cost center

CAP009557 CAP Water Supply

Location

Prettyboy Reservoir vicinity



Recommended funding by phase and revenue source

Phase	FY26	FY27	FY28	FY29	FY30	FY31
Construction	0	0	4,050	0	0	0

Source	FY26	FY27	FY28	FY29	FY30	FY31
County Utility Pay.	0	0	1,620	0	0	0
Rev. Bonds	0	0	2,430	0	0	0
Total	\$0	\$0	\$4,050	\$0	\$0	\$0

Estimated costs

	Estimate
Design	810
Construction	3,240
Other	—
Total	\$4,050

PRJ003232 BC 8004 Traceys Store Run over Prettyboy Branch

Rehabilitate the culvert on Traceys Store Road over Prettyboy Branch.

Project type

City-Owned Project – Replacement

Cost center

CAP009557 CAP Water Supply

Location

Prettyboy Reservoir vicinity

Recommended funding by phase and revenue source

Phase	FY26	FY27	FY28	FY29	FY30	FY31
Construction	0	8,532	0	0	0	0

Source	FY26	FY27	FY28	FY29	FY30	FY31
County Utility Pay.	0	3,413	0	0	0	0
Rev. Bonds	0	5,119	0	0	0	0
Total	\$0	\$8,532	\$0	\$0	\$0	\$0

Estimated costs

	Estimate
Design	918
Construction	6,480
Other	1,134
Total	\$8,532

PRJ003453 WC 1318 Downtown, Bolton Hill, Guilford Neighborhoods & Vicinity WM Replacement

Replace approximately 32,000 lineal feet of water mains in the Downtown, Bolton Hill and Guilford neighborhood vicinity.

Project type

City-Owned Project – Modernization

Cost center

CAP009557 CAP Water Supply

Location

Downtown, Bolton Hill, and Guilford neighborhoods

Recommended funding by phase and revenue source

Phase	FY26	FY27	FY28	FY29	FY30	FY31
Construction	46,447	0	0	0	0	0

Source	FY26	FY27	FY28	FY29	FY30	FY31
Rev. Bonds	21,447	0	0	0	0	0
Utility Rev.	25,000	0	0	0	0	0
Total	\$46,447	\$0	\$0	\$0	\$0	\$0

Estimated costs

	Estimate
Design	540
Construction	43,200
Other	2,707
Total	\$46,447

PRJ003454 WC 1322 Belair Rd Neighborhood and Vicinity WM Replacement

Replace approximately 16,000 lineal feet of water mains in the Belair Road neighborhood vicinity.

Project type

City-Owned Project – Modernization

Cost center

CAP009557 CAP Water Supply

Location

Belair Rd. vicinity

Recommended funding by phase and revenue source

Phase	FY26	FY27	FY28	FY29	FY30	FY31
Construction	0	0	18,250	0	0	0

Source	FY26	FY27	FY28	FY29	FY30	FY31
Rev. Bonds	0	0	3,250	0	0	0
Utility Rev.	0	0	15,000	0	0	0
Total	\$0	\$0	\$18,250	\$0	\$0	\$0

Estimated costs

	Estimate
Design	369
Construction	15,274
Other	2,597
Total	\$18,240

PRJ003455 WC 1416 E. Madison St. and Vicinity WM Replacement

Replace approximately 4,000 lineal feet of water mains in the E Madison Street vicinity.

Project type

City-Owned Project – Modernization

Cost center

CAP009557 CAP Water Supply

Location

E. Madison St. vicinity

Recommended funding by phase and revenue source

Phase	FY26	FY27	FY28	FY29	FY30	FY31
Construction	0	0	8,800	0	0	0

Source	FY26	FY27	FY28	FY29	FY30	FY31
Rev. Bonds	0	0	8,800	0	0	0
Total	\$0	\$0	\$8,800	\$0	\$0	\$0

Estimated costs

	Estimate
Design	156
Construction	6,296
Other	2,455
Total	\$8,907

PRJ003456 WC 1280 Glenmore Ave & Vicinity WM Replacement

Replace approximately 19,000 lineal feet of water mains in the Glenmore Avenue vicinity.

Project type

City-Owned Project – Modernization

Cost center

CAP009557 CAP Water Supply

Location

Glenmore Ave. vicinity

Recommended funding by phase and revenue source

Phase	FY26	FY27	FY28	FY29	FY30	FY31
Construction	0	14,124	0	0	0	0

Source	FY26	FY27	FY28	FY29	FY30	FY31
Rev. Bonds	0	14,124	0	0	0	0
Total	\$0	\$14,124	\$0	\$0	\$0	\$0

Estimated costs

	Estimate
Design	196
Construction	12,176
Other	1,948
Total	\$14,320

PRJ003457 WC 1277 Windsor Mill Rd & Baker St & Vicinity WM Replacement

Replace approximately 15,000 lineal feet of water mains in the Windsor Mill Road and Baker Street neighborhood vicinity.

Project type

City-Owned Project – Modernization

Cost center

CAP009557 CAP Water Supply

Location

Windsor Mill Rd. and Baker St. vicinity

Recommended funding by phase and revenue source

Phase	FY26	FY27	FY28	FY29	FY30	FY31
Construction	0	0	0	10,471	0	0

Source	FY26	FY27	FY28	FY29	FY30	FY31
Rev. Bonds	0	0	0	10,471	0	0
Total	\$0	\$0	\$0	\$10,471	\$0	\$0

Estimated costs

	Estimate
Design	143
Construction	8,878
Other	1,593
Total	\$10,614

PRJ003458 Urgent Needs Water Infrastructure FY31 - Contract I

Rehabilitate, replace and repair 6-inch through 24 inch ductile iron pipe, valves up to 36", fittings, and appurtenances, replacement/installation of fire hydrants, small (residential) and large meter settings.

Project type

City-owned Program – Modernization

Cost center

CAP009557 CAP Water Supply

Location

Citywide

Recommended funding by phase and revenue source

Phase	FY26	FY27	FY28	FY29	FY30	FY31
Construction	0	0	0	0	0	10,195

Source	FY26	FY27	FY28	FY29	FY30	FY31
County Utility Pay.	0	0	0	0	0	1,529
Rev. Bonds	0	0	0	0	0	8,666
Total	\$0	\$0	\$0	\$0	\$0	\$10,195

Estimated costs

	Estimate
Design	86
Construction	10,109
Other	—
Total	\$10,195

PRJ003459 Urgent Needs Water Infrastructure FY31 - Contract II

Rehabilitate, replace and repair 6-inch through 24 inch ductile iron pipe, valves up to 36", fittings, and appurtenances, replacement/installation of fire hydrants, small (residential) and large meter settings.

Project type

City-owned Program – Modernization

Cost center

CAP009557 CAP Water Supply

Location

Citywide

Recommended funding by phase and revenue source

Phase	FY26	FY27	FY28	FY29	FY30	FY31
Construction	0	0	0	0	0	10,195

Source	FY26	FY27	FY28	FY29	FY30	FY31
County Utility Pay.	0	0	0	0	0	1,529
Rev. Bonds	0	0	0	0	0	8,666
Total	\$0	\$0	\$0	\$0	\$0	\$10,195

Estimated costs

	Estimate
Design	86
Construction	10,109
Other	—
Total	\$10,195

PRJ003460 Urgent Needs Water Infrastructure FY31 - Contract III

Rehabilitate, replace and repair 6-inch through 24 inch ductile iron pipe, valves up to 36", fittings, and appurtenances, replacement/installation of fire hydrants, small (residential) and large meter settings.

Project type

City-owned Program – Modernization

Cost center

CAP009557 CAP Water Supply

Location

Citywide

Recommended funding by phase and revenue source

Phase	FY26	FY27	FY28	FY29	FY30	FY31
Construction	0	0	0	0	0	10,195

Source	FY26	FY27	FY28	FY29	FY30	FY31
County Utility Pay.	0	0	0	0	0	1,529
Rev. Bonds	0	0	0	0	0	8,666
Total	\$0	\$0	\$0	\$0	\$0	\$10,195

Estimated costs

	Estimate
Design	86
Construction	10,109
Other	—
Total	\$10,195

PRJ003461 WC 1271 Cross St & Vicinity WM Replacement

Replace approximately 31,000 lineal feet of water mains in the Cross Street vicinity.

Project type

City-Owned Project – Modernization

Cost center

CAP009557 CAP Water Supply

Location

Cross St. vicinity

Recommended funding by phase and revenue source

Phase	FY26	FY27	FY28	FY29	FY30	FY31
Planning/Design	353	0	25,277	0	0	0

Source	FY26	FY27	FY28	FY29	FY30	FY31
Rev. Bonds	353	0	25,277	0	0	0
Total	\$353	\$0	\$25,277	\$0	\$0	\$0

Estimated costs

	Estimate
Design	353
Construction	21,924
Other	3,353
Total	\$25,630

PRJ003462 WC 1273 Forest Park & Vicinity WM Replacement

Replace approximately 13,000 lineal feet of water mains in the Forest Park Avenue vicinity.

Project type

City-Owned Project – Modernization

Cost center

CAP009557 CAP Water Supply

Location

Forest Park vicinity

Recommended funding by phase and revenue source

Phase	FY26	FY27	FY28	FY29	FY30	FY31
Planning/Design	152	0	11,485	0	0	0

Source	FY26	FY27	FY28	FY29	FY30	FY31
Rev. Bonds	152	0	11,485	0	0	0
Total	\$152	\$0	\$11,485	\$0	\$0	\$0

Estimated costs

	Estimate
Design	152
Construction	9,414
Other	2,071
Total	\$11,637

PRJ003515 Project 1404 On-Call Program Management Services

Assist DPW with strategic planning of regulatory compliance, staff/financial/capital improvements, and asset/system performance. This will generate study, design, and construction work for DPW.

Project type

City-owned Program – State of Good Repair

Cost center

CAP009557 CAP Water Supply

Location

Citywide

Recommended funding by phase and revenue source

Phase	FY26	FY27	FY28	FY29	FY30	FY31
Construction	19,800	0	0	0	0	0

Source	FY26	FY27	FY28	FY29	FY30	FY31
County Utility Pay.	9,900	0	0	0	0	0
Rev. Bonds	9,900	0	0	0	0	0
Total	\$19,800	\$0	\$0	\$0	\$0	\$0

PRJ003516 County Billing Reconciliation

Placeholder in order to adjust capital project budgets to true up billing to other Maryland jurisdictions that cost share in DPW capital projects.

Project type

City-owned Program — Replacement

Cost center

CAP009557 CAP Water Supply

Location

Citywide

Recommended funding by phase and revenue source

Phase	FY26	FY27	FY28	FY29	FY30	FY31
Construction	5,000	0	0	0	0	0
Source	FY26	FY27	FY28	FY29	FY30	FY31
County Utility Pay.	5,000	0	0	0	0	0
Total	\$5,000	\$0	\$0	\$0	\$0	\$0

Optimal program funding level

\$5,000K

PRJ000904 906405 Citywide Stream Restoration

Restore streambeds as required by the state and federal permits to restore polluted stream water to measurable fishable and swimmable levels.

Project type

City-owned Program – Modernization

Cost center

RES009526 RES Pollution and Erosion Control

Location

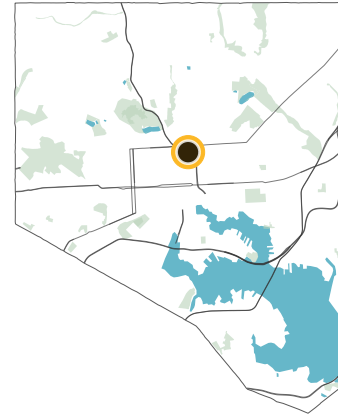
Citywide

Recommended funding by phase and revenue source

Phase	FY26	FY27	FY28	FY29	FY30	FY31
Construction	0	0	0	20,000	20,000	20,000
Source	FY26	FY27	FY28	FY29	FY30	FY31
Rev. Bonds	0	0	0	20,000	20,000	20,000
Total	\$0	\$0	\$0	\$20,000	\$20,000	\$20,000

PRJ000009 901053 SDC7779 SM Storm Drain and Inlet

Rehabilitate, replace, and repair storm drains and inlets as necessary to improve the City’s storm drain system and ensure that the system meets City standards.



Project type

City-Owned Project – Modernization

Cost center

RES009522 RES Stormwater

Location

Multiple locations citywide

Recommended funding by phase and revenue source

Phase	FY26	FY27	FY28	FY29	FY30	FY31
Construction	0	0	0	0	2,000	0
Source	FY26	FY27	FY28	FY29	FY30	FY31
Rev. Bonds	0	0	0	0	2,000	0
Total	\$0	\$0	\$0	\$0	\$2,000	\$0

PRJ000498 904099 Small Storm Drains and Inlet Repair

Rehabilitate, replace, and repair storm drains and inlets as necessary to improve the City’s storm drain system and ensure that the system meets City standards.

Project type

City-Owned Project –

Cost center

RES009522 RES Stormwater

Recommended funding by phase and revenue source

Phase	FY26	FY27	FY28	FY29	FY30	FY31
Construction	0	0	0	0	1,000	0

Source	FY26	FY27	FY28	FY29	FY30	FY31
Rev. Bonds	0	0	0	0	500	0
Utility Rev.	0	0	0	0	500	0
Total	\$0	\$0	\$0	\$0	\$1,000	\$0

Department of Recreation and Parks

Agency overview

Baltimore City Recreation and Parks (BCRP) is the primary provider of recreational, cultural, and physical activities to the residents of the City of Baltimore. Active lifestyles and a connection to nature have been scientifically proven to improve both physical and mental health in all age groups. BCRP provides a wide range of activities in its sports facilities and forty-seven community centers. City residents can participate in indoor and outdoor aquatics, ice and roller skating, hockey, soccer, basketball, football, dancing, acting, music, tennis, track and field, boxing, after-school and out-of-school programs. The Bureau of Parks is responsible for the beautification, management and maintenance of 4,600 acres of parkland. It also plans and implements outdoor recreation programs in City parks, including nature and environmental education at Carrie Murray Nature Center. The Horticulture Division is responsible for the Rawlings Conservatory and Cylburn Arboretum. The Urban Forestry Division is responsible for the planting and caring of all trees in the public rights-of-way and City parks. Park Programs is responsible for the Rhythm and Reels, park permits, park volunteer program, the “\$5 5K” running series, biking, kayaking, hiking, and camping in city parks.

Typical capital projects include improvements to parks, recreation centers, athletic fields and courts, playgrounds, and other facilities.

[Learn more on the BCRP website »](#)

Project details

The program for the Department of Recreation and Parks includes \$144.07M for seventy projects. Fifty-eight locations are mapped and four projects have a citywide scope.

Projects by Cost Center

Project Name	FY26	FY27-31
PRJ000859 906123 Robert C. Marshall Field Improvements	\$2,400	\$0
PRJ001004 907097 Irvington Field at Fred B. Leidig Recreation Center Renovation	\$500	\$0
PRJ001267 909106 Druid Hill Park Reservoir Enhancement	\$600	\$22,600
PRJ001374 910094 Herring Run Improvements FY 18	-\$926	\$0
PRJ001389 910140 Parkview Recreation Center Replacement	\$65	\$0
PRJ001441 911058 Facility Signage	\$0	\$300
PRJ001457 911093 Clifton Park Improvement	\$3,125	\$3,850
PRJ001539 Violetville Park Improvements	\$0	\$1,000
PRJ001583 913055 NW Park Improvements FY 15 Active	\$175	\$0
PRJ001639 914085 Patterson Park Master Plan Improvements	\$421	\$0
PRJ001672 915052 Druid Hill Park Reptile House Re-use	-\$250	\$0
PRJ001783 919031 Druid Hill Trail and Park Active	-\$300	\$0
PRJ001833 921026 CC Jackson Pool Renovation	\$0	\$8,650
PRJ002132 904772 Dypski Park Improvements	\$155	\$0
PRJ002134 905156 Traci Atkins Park Improvements	\$0	\$1,000
PRJ002136 906122 CC Jackson Park Expansion	\$3,600	\$0
PRJ002143 907161 CHOICE City Spring Park Improvements (Phase I and II)	\$5,000	\$0
PRJ002148 908133 Easterwood Park Improvements	\$1,400	\$0
PRJ002150 908159 Clifton Park Maintenance Yard	\$0	\$1,950
PRJ002154 909132 Solo Gibbs Recreation Center - Phase II	\$3,500	\$5,650
PRJ002161 911087 North Harford Park Improvements	-\$1,000	\$4,000
PRJ002169 934007 Carroll Park Maintenance Facility	\$0	\$1,000
PRJ002170 971002 Dewees Park Improvements	\$0	\$600
PRJ002357 913138 Bond Street Park	-\$21	\$0

DEPARTMENT OF RECREATION AND PARKS

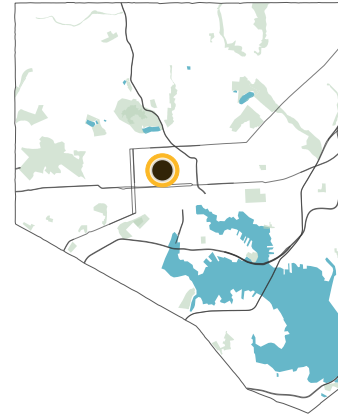
Project Name	FY26	FY27-31
PRJ002480 904195 474-195 Riverside Park Pool	\$1,500	\$0
PRJ002488 907163 474-163 Cab Calloway Legends Sq Park	\$800	\$0
PRJ002493 908191 474-191 Patterson Park Pool and Bathhouse	\$1,400	\$0
PRJ002494 908194 474-194 Riverside Park Bathhouse and Light Installation	-\$750	\$0
PRJ002497 911126 474-128 Tree Baltimore Program	\$200	\$1,600
PRJ002501 910165 474-165 Howard 'P' Rawlings Conservatory - Palm House Renovation	-\$138	\$0
PRJ002505 914114 474-114 Chick Webb Rec. Center Construction	\$55	\$0
PRJ002658 158 Playground Improvements	\$0	\$1,500
PRJ002703 921073 Druid Hill Park Comfort Station	\$250	\$0
PRJ002709 905168 Solo Gibbs Park- Phase I Construction	\$3,000	\$0
PRJ002879 Herring Run - Halls Springs Improvements	-\$1,000	\$0
PRJ002880 Athletic Court Resurfacing	\$0	\$850
PRJ002882 Druid Hill Park - Parkdale Ave Flooding Mitigation	\$500	\$0
PRJ002883 Madison Square Recreation Center Renovation	\$0	\$13,500
PRJ002884 Congressman Elijah Cummings Recreation Center	\$65	\$0
PRJ002886 Lillian Jones Recreation Center Replacement	\$200	\$15,000
PRJ003218 William McAbee Pool Replacement	\$0	\$8,000
PRJ003219 Patterson Park Ice Rink Replacement	\$0	\$5,000
PRJ003220 Robert C Marshall Recreation Center Renovations	\$0	\$2,000
PRJ003233 Wilber Waters Park Redesign	\$50	\$0
PRJ003250 Madison Square - Nathan Irby Park Improvements	\$0	\$3,600
PRJ003264 O'Donnell Heights Pool Replacement	\$0	\$8,600
PRJ003348 Bocek Park - Phase II Athletic Field Improvements	\$0	\$500
PRJ003443 Gardenville Recreation Center	\$65	\$0
PRJ003448 Carroll F. Cook Recreation Center Construction	\$800	\$0
PRJ003449 Unifier Software	\$575	\$0
PRJ003451 Facility Roof Replacements	\$700	\$3,500
PRJ003452 Facility HVAC Replacements	\$450	\$2,500
PRJ003542 McKim Free School	\$400	\$0

DEPARTMENT OF RECREATION AND PARKS

Project Name	FY26	FY27-31
Total - CAP009474 CAP Recreation and Parks	\$27,566	\$116,750
PRJ000329 903137 Warwick Park	-\$50	\$0
PRJ001598 913110 Clifton Mansion Site Improvements Reserve	-\$199	\$0
Total - RES009475 RES Recreation and Parks	-\$249	\$0

PRJ000859 906123 Robert C. Marshall Field Improvements

Create regulation multi-purpose field for football, soccer, lacrosse, and youth baseball. Field is currently sloped and too small to play league games.



Project type

City-Owned Project – Modernization

Cost center

CAP009474 CAP Recreation and Parks

Location

1201 Pennsylvania Ave.

Recommended funding by phase and revenue source

Phase	FY26	FY27	FY28	FY29	FY30	FY31
Construction	2,400	0	0	0	0	0

Source	FY26	FY27	FY28	FY29	FY30	FY31
GO Bond - Infra.	2,400	0	0	0	0	0
Total	\$2,400	\$0	\$0	\$0	\$0	\$0

Estimated costs

	Estimate
Design	190
Construction	4,500
Other	—
Total	\$4,690

PRJ001004 907097 Irvington Field at Fred B. Leidig Recreation Center Renovation

Renovate the existing athletic field and field house.
Renovate pathways and site amenities to provide ADA access.

Project type

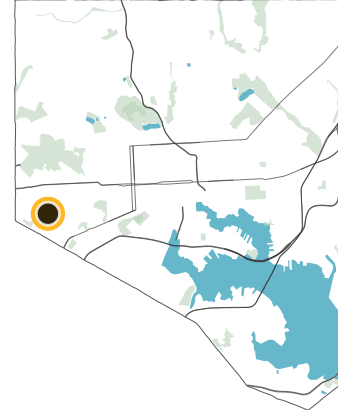
City-Owned Project – Modernization

Cost center

CAP009474 CAP Recreation and Parks

Location

301 S. Beechfield Ave.



Recommended funding by phase and revenue source

Phase	FY26	FY27	FY28	FY29	FY30	FY31
Unspecified	500	0	0	0	0	0

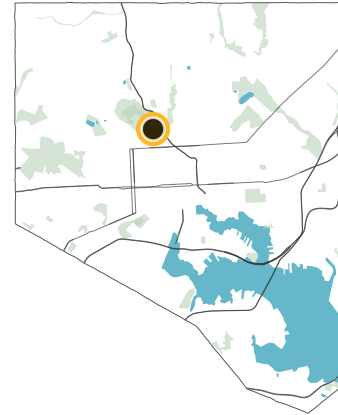
Source	FY26	FY27	FY28	FY29	FY30	FY31
GO Bond - Infra.	500	0	0	0	0	0
Total	\$500	\$0	\$0	\$0	\$0	\$0

Estimated costs

	Estimate
Design	215
Construction	2,500
Other	250
Total	\$2,965

PRJ001267 909106 Druid Hill Park Reservoir Enhancement

Provide recreational water access to Druid Lake atop the soon to be completed drinking water reservoir tanks. Build new biological habitat, enhanced pedestrian circulation paths, a pedestrian bridge, amphitheater and event space, Boathouse & Cafe Building followed by an Environmental Classroom along the lake side.



Project type

City-Owned Project – New Asset

Cost center

CAP009474 CAP Recreation and Parks

Location

2700 Madison Ave.

Recommended funding by phase and revenue source

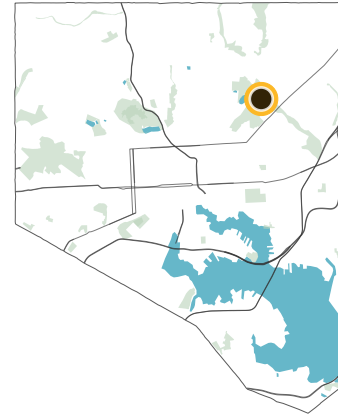
Phase	FY26	FY27	FY28	FY29	FY30	FY31
Planning/Design	600	0	0	0	0	0
Construction	0	0	0	0	22,600	0
Source	FY26	FY27	FY28	FY29	FY30	FY31
GO Bond - Infra.	0	0	0	0	22,600	0
PAYGO	600	0	0	0	0	0
Total	\$600	\$0	\$0	\$0	\$22,600	\$0

Estimated costs

	Estimate
Design	8,000
Construction	70,000
Other	2,000
Total	\$80,000

PRJ001374 910094 Herring Run Improvements FY 18

Construct a new layout of athletic fields, pedestrian circulation, and a field house at Father Hooper’s Field.



Project type

City-Owned Project – Modernization

Cost center

CAP009474 CAP Recreation and Parks

Location

Harford Rd & Chesterfield Ave

Recommended funding by phase and revenue source

Phase	FY26	FY27	FY28	FY29	FY30	FY31
Unspecified	-926	0	0	0	0	0

Source	FY26	FY27	FY28	FY29	FY30	FY31
GO Bond - Parks	199	0	0	0	0	0
State Grant	-1,125	0	0	0	0	0
Total	-\$926	\$0	\$0	\$0	\$0	\$0

Estimated costs

	Estimate
Design	400
Construction	3,000
Other	—
Total	\$3,400

PRJ001389 910140 Parkview Recreation Center Replacement

Construct a new neighborhood scale recreation center adjacent to Druid Hill Park.

Project type

City-Owned Project – Replacement

Cost center

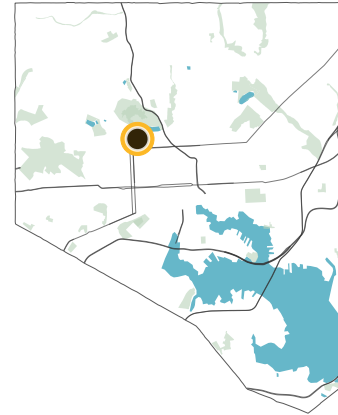
CAP009474 CAP Recreation and Parks

Operating impact

\$600K annually (starting FY2026)

Location

8651 Oakleigh Rd,



Recommended funding by phase and revenue source

Phase	FY26	FY27	FY28	FY29	FY30	FY31
Construction	65	0	0	0	0	0

Source	FY26	FY27	FY28	FY29	FY30	FY31
GO Bond - Infra.	65	0	0	0	0	0
Total	\$65	\$0	\$0	\$0	\$0	\$0

Estimated costs

	Estimate
Design	0
Construction	65
Other	—
Total	\$65

PRJ001441 911058 Facility Signage

Install identification, wayfinding, and rules signage at city-owned parks and facilities citywide.

Project type

City-owned Program – Modernization

Cost center

CAP009474 CAP Recreation and Parks

Location

Citywide

Recommended funding by phase and revenue source

Phase	FY26	FY27	FY28	FY29	FY30	FY31
Unspecified	0	0	100	100	100	0

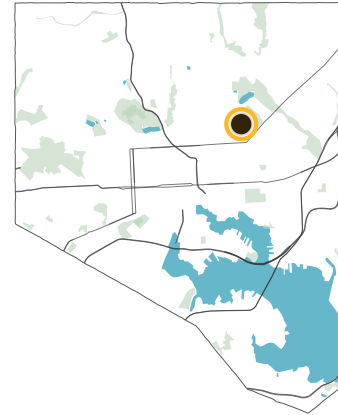
Source	FY26	FY27	FY28	FY29	FY30	FY31
GO Bond - Infra.	0	0	100	100	100	0
Total	\$0	\$0	\$100	\$100	\$100	\$0

Optimal program funding level

\$100K

PRJ001457 911093 Clifton Park Improvement

Reorganize a collection of athletic fields, courts, and a playground to complement the multipurpose field being developed in partnership with BCPSS. Renovate and reimagine the bandshell.



Project type

City-Owned Project – Modernization

Cost center

CAP009474 CAP Recreation and Parks

Location

2801 Harford Rd.

Recommended funding by phase and revenue source

Phase	FY26	FY27	FY28	FY29	FY30	FY31
Construction	1,125	0	3,500	0	0	0
Planning/Design	0	350	0	0	0	0
Unspecified	2,000	0	0	0	0	0

Source	FY26	FY27	FY28	FY29	FY30	FY31
GO Bond - Infra.	0	350	500	0	0	0
PAYGO	2,000	0	0	0	0	0
State Grant	1,125	0	3,000	0	0	0
Total	\$3,125	\$350	\$3,500	\$0	\$0	\$0

Estimated costs

	Estimate
Design	350
Construction	5,000
Other	—
Total	\$5,350

PRJ001539 Violetville Park Improvements

Demolish the pavilion, upgrade park lighting, remove invasive species, improve pedestrian circulation, and construct a new comfort station.

Project type

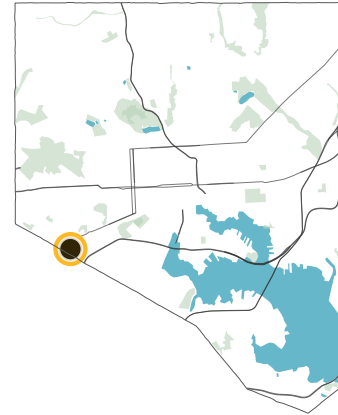
City-Owned Project – Modernization

Cost center

CAP009474 CAP Recreation and Parks

Location

1095 Joh Ave.



Recommended funding by phase and revenue source

Phase	FY26	FY27	FY28	FY29	FY30	FY31
Construction	0	1,000	0	0	0	0

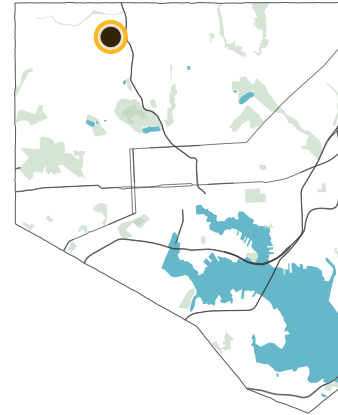
Source	FY26	FY27	FY28	FY29	FY30	FY31
GO Bond - Infra.	0	250	0	0	0	0
State Grant	0	750	0	0	0	0
Total	\$0	\$1,000	\$0	\$0	\$0	\$0

Estimated costs

	Estimate
Design	150
Construction	1,000
Other	100
Total	\$1,250

PRJ001583 913055 NW Park Improvements FY 15 Active

Renovate the section of the park along W Rogers Ave to include pedestrian circulation, community garden access, an expanded playground, plaza, stormwater management, and additional trees. A future phase will redesign and improve the area previously used as a golf driving range.



Project type

City-Owned Project – Modernization

Cost center

CAP009474 CAP Recreation and Parks

Location

2101 W. Rogers Ave.

Recommended funding by phase and revenue source

Phase	FY26	FY27	FY28	FY29	FY30	FY31
Construction	100	0	0	0	0	0
Unspecified	75	0	0	0	0	0

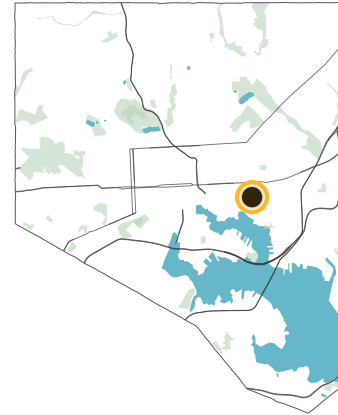
Source	FY26	FY27	FY28	FY29	FY30	FY31
State Grant	175	0	0	0	0	0
Total	\$175	\$0	\$0	\$0	\$0	\$0

Estimated costs

	Estimate
Design	35
Construction	500
Other	—
Total	\$535

PRJ001639 914085 Patterson Park Master Plan Improvements

Implement priority short term park recommendations and improvements identified in the Patterson Park Master Plan (March 2016). This will include maintenance and improvements to the Boat Lake.



Project type

City-Owned Project – Modernization

Cost center

CAP009474 CAP Recreation and Parks

Location

100 N. Linwood Ave.

Recommended funding by phase and revenue source

Phase	FY26	FY27	FY28	FY29	FY30	FY31
Construction	421	0	0	0	0	0

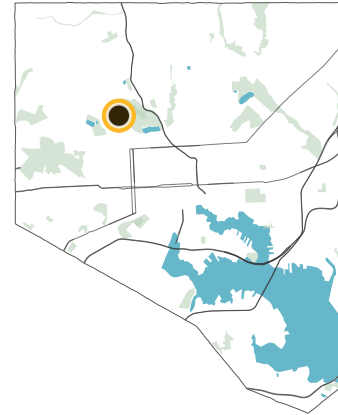
Source	FY26	FY27	FY28	FY29	FY30	FY31
GO Bond - Infra.	400	0	0	0	0	0
State Grant	21	0	0	0	0	0
Total	\$421	\$0	\$0	\$0	\$0	\$0

Estimated costs

	Estimate
Design	310
Construction	1,100
Other	200
Total	\$1,610

PRJ001672 915052 Druid Hill Park Reptile House Re-use

Convert the former reptile house in Druid Hill Park into an office building for Park Administration with new/renovated public restrooms.



Project type

City-Owned Project – Modernization

Cost center

CAP009474 CAP Recreation and Parks

Operating impact

\$150K annually (starting FY2026)

Location

2700 Madison Ave.

Recommended funding by phase and revenue source

Phase	FY26	FY27	FY28	FY29	FY30	FY31
Unspecified	-250	0	0	0	0	0

Source	FY26	FY27	FY28	FY29	FY30	FY31
State Grant	-250	0	0	0	0	0
Total	-\$250	\$0	\$0	\$0	\$0	\$0

Estimated costs

	Estimate
Design	265
Construction	2,250
Other	—
Total	\$2,515

PRJ001783 919031 Druid Hill Trail and Park Active

Project type

—

Cost center

CAP009474 CAP Recreation and Parks

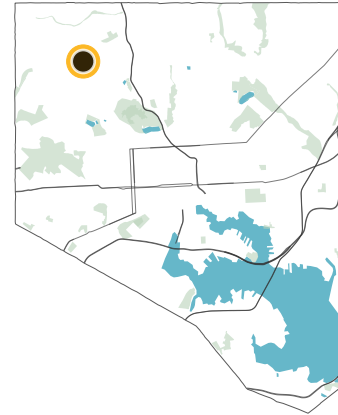
Recommended funding by phase and revenue source

Phase	FY26	FY27	FY28	FY29	FY30	FY31
Planning/Design	-300	0	0	0	0	0

Source	FY26	FY27	FY28	FY29	FY30	FY31
State Grant	-300	0	0	0	0	0
Total	-\$300	\$0	\$0	\$0	\$0	\$0

PRJ001833 921026 CC Jackson Pool Renovation

Redesign and renovate the CC Jackson neighborhood outdoor “walk to” pool to integrate with the expanded CC Jackson Recreation Center, address current usage patterns and needs and bring up to current building code and American Disability Act (ADA) standards.



Project type

City-Owned Project – Replacement

Cost center

CAP009474 CAP Recreation and Parks

Location

4910 Park Heights Ave.

Recommended funding by phase and revenue source

Phase	FY26	FY27	FY28	FY29	FY30	FY31
Construction	0	0	0	8,000	0	0
Planning/Design	0	650	0	0	0	0

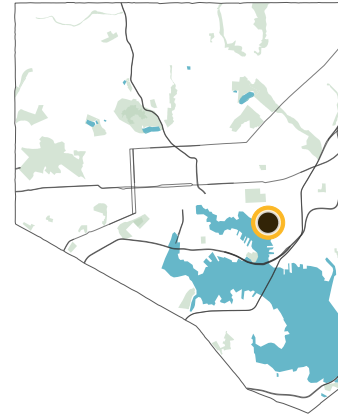
Source	FY26	FY27	FY28	FY29	FY30	FY31
GO Bond - Infra.	0	650	0	4,000	0	0
State Grant	0	0	0	4,000	0	0
Total	\$0	\$650	\$0	\$8,000	\$0	\$0

Estimated costs

	Estimate
Design	650
Construction	7,200
Other	800
Total	\$8,650

PRJ002132 904772 Dypski Park Improvements

Renovate the Dypski Park Playground. FY26 funding is for permanent electrical service to replace the existing temporary electrical connection.



Project type

City-Owned Project – Replacement

Cost center

CAP009474 CAP Recreation and Parks

Location

1225 S. Ellwood Ave.

Recommended funding by phase and revenue source

Phase	FY26	FY27	FY28	FY29	FY30	FY31
Construction	155	0	0	0	0	0

Source	FY26	FY27	FY28	FY29	FY30	FY31
GO Bond - Infra.	155	0	0	0	0	0
Total	\$155	\$0	\$0	\$0	\$0	\$0

Estimated costs

	Estimate
Design	25
Construction	150
Other	—
Total	\$175

PRJ002134 905156 Traci Atkins Park Improvements

Renovate the Dypski Park Playground. FY26 funding is for permanent electrical service to replace the existing temporary electrical connection.

Project type

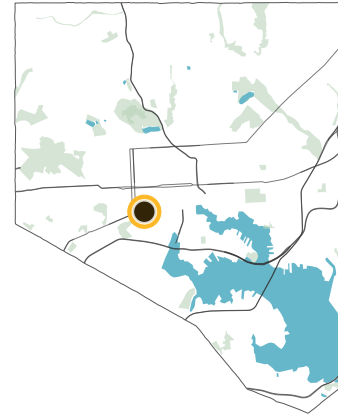
City-Owned Project – Modernization

Cost center

CAP009474 CAP Recreation and Parks

Location

401 S. Stricker St.



Recommended funding by phase and revenue source

Phase	FY26	FY27	FY28	FY29	FY30	FY31
Construction	0	0	1,000	0	0	0

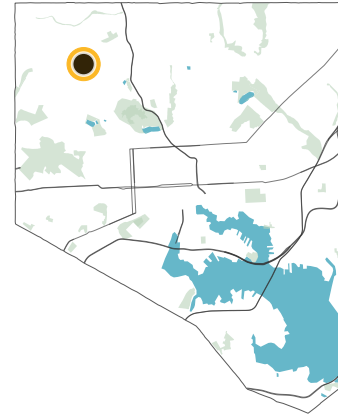
Source	FY26	FY27	FY28	FY29	FY30	FY31
GO Bond - Infra.	0	0	1,000	0	0	0
Total	\$0	\$0	\$1,000	\$0	\$0	\$0

Estimated costs

	Estimate
Design	250
Construction	2,000
Other	—
Total	\$2,250

PRJ002136 906122 CC Jackson Park Expansion

Expand CC Jackson Park, as outlined in the Park Heights Master Plan and 2019/2020 Park Master Plan. Park expansion will provide visibility on Park Heights Avenue.



Project type

City-Owned Project – Modernization

Cost center

CAP009474 CAP Recreation and Parks

Location

4910 Park Heights Ave.

Recommended funding by phase and revenue source

Phase	FY26	FY27	FY28	FY29	FY30	FY31
Construction	3,600	0	0	0	0	0

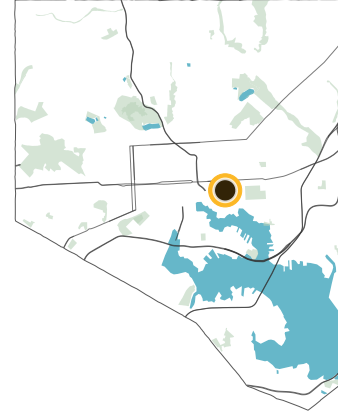
Source	FY26	FY27	FY28	FY29	FY30	FY31
GO Bond - Infra.	3,600	0	0	0	0	0
Total	\$3,600	\$0	\$0	\$0	\$0	\$0

Estimated costs

	Estimate
Design	642
Construction	4,700
Other	150
Total	\$5,492

PRJ002143 907161 CHOICE City Spring Park Improvements (Phase I and II)

Design and construct improvements to City Springs Park. Phase I includes a relocated new pool facility with restrooms and storage, a new central entrance plaza, a new community garden, and corner park entrance. Phase II includes a new playground, entrances from E Lombard St, a walking path, and improved circulation.



Project type

City-Owned Project – Modernization

Cost center

CAP009474 CAP Recreation and Parks

Location

1600 E. Baltimore St.

Recommended funding by phase and revenue source

Phase	FY26	FY27	FY28	FY29	FY30	FY31
Construction	5,000	0	0	0	0	0

Source	FY26	FY27	FY28	FY29	FY30	FY31
GO Bond - Infra.	3,000	0	0	0	0	0
State Grant	2,000	0	0	0	0	0
Total	\$5,000	\$0	\$0	\$0	\$0	\$0

Estimated costs

	Estimate
Design	645
Construction	9,000
Other	—
Total	\$9,645

PRJ002148 908133 Easterwood Park Improvements

Renovate the playground, court, fitness equipment and walking loop.

Project type

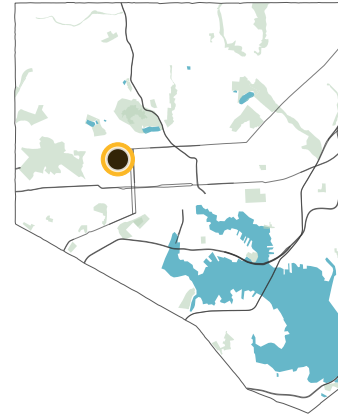
City-Owned Project – Modernization

Cost center

CAP009474 CAP Recreation and Parks

Location

1500 N. Bentalou St.



Recommended funding by phase and revenue source

Phase	FY26	FY27	FY28	FY29	FY30	FY31
Construction	1,400	0	0	0	0	0

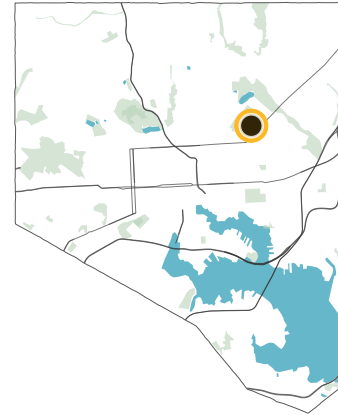
Source	FY26	FY27	FY28	FY29	FY30	FY31
GO Bond - Infra.	200	0	0	0	0	0
State Grant	1,200	0	0	0	0	0
Total	\$1,400	\$0	\$0	\$0	\$0	\$0

Estimated costs

	Estimate
Design	160
Construction	1,500
Other	—
Total	\$1,660

PRJ002150 908159 Clifton Park Maintenance Yard

Renovate the Clifton Division park maintenance facility to include office space, staff showers and dressing areas, safe material storage facilities (pole barns), dumpster storage with drive access, ADA updates, energy efficient heating and lighting systems as well as energy efficient windows and doors.



Project type

City-Owned Project – Modernization

Cost center

CAP009474 CAP Recreation and Parks

Location

2801 Harford Rd.

Recommended funding by phase and revenue source

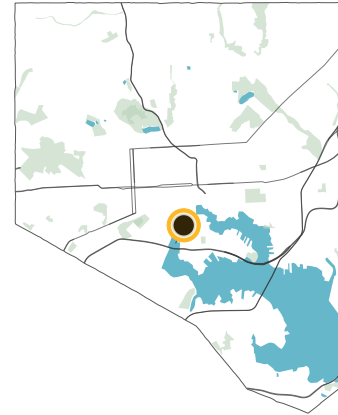
Phase	FY26	FY27	FY28	FY29	FY30	FY31
Planning/Design	0	0	400	0	0	0
Construction	0	0	0	1,550	0	0
Source	FY26	FY27	FY28	FY29	FY30	FY31
GO Bond - Infra.	0	0	400	1,550	0	0
Total	\$0	\$0	\$400	\$1,550	\$0	\$0

Estimated costs

	Estimate
Design	400
Construction	1,900
Other	150
Total	\$2,450

PRJ002154 909132 Solo Gibbs Recreation Center - Phase II

Construct Phase II of park improvements which includes a new recreation center along West Street and an adjacent playground (per the Master Plan). Demolish the existing recreation center building after the new recreation center is constructed.



Project type

City-Owned Project – Replacement

Cost center

CAP009474 CAP Recreation and Parks

Operating impact

\$600K annually (starting FY2028)

Location

1044 Leadenhall St.

Recommended funding by phase and revenue source

Phase	FY26	FY27	FY28	FY29	FY30	FY31
Construction	2,500	1,500	4,150	0	0	0
Unspecified	1,000	0	0	0	0	0

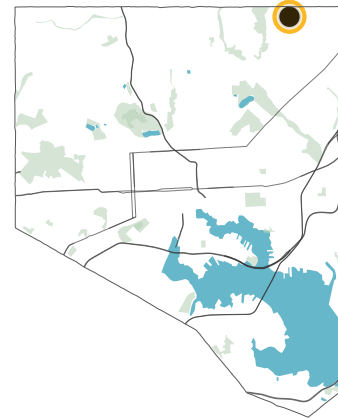
Source	FY26	FY27	FY28	FY29	FY30	FY31
Casino Impact	0	1,500	0	0	0	0
GO Bond - Infra.	0	0	4,150	0	0	0
State Grant	3,500	0	0	0	0	0
Total	\$3,500	\$1,500	\$4,150	\$0	\$0	\$0

Estimated costs

	Estimate
Design	1,000
Construction	21,000
Other	—
Total	\$22,000

PRJ002161 911087 North Harford Park Improvements

Renovate the park to include a new playground, splash pad, pedestrian circulation, gateways, and athletic fields with the addition of a skatepark and stormwater management.



Project type

City-Owned Project – Modernization

Cost center

CAP009474 CAP Recreation and Parks

Location

999 Harford Rd.

Recommended funding by phase and revenue source

Phase	FY26	FY27	FY28	FY29	FY30	FY31
Construction	-1,000	4,000	0	0	0	0

Source	FY26	FY27	FY28	FY29	FY30	FY31
GO Bond - Infra.	0	1,000	0	0	0	0
State Grant	-1,000	3,000	0	0	0	0
Total	-\$1,000	\$4,000	\$0	\$0	\$0	\$0

Estimated costs

	Estimate
Design	250
Construction	5,500
Other	300
Total	\$6,050

PRJ002169 934007 Carroll Park Maintenance Facility

Renovate the Carroll Division park maintenance facility.

Project type

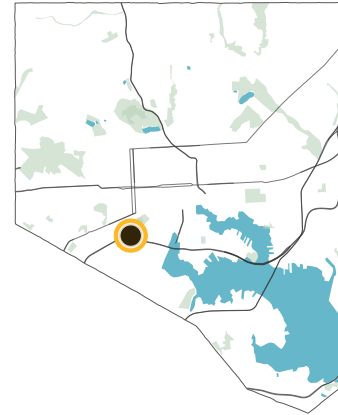
City-Owned Project – Modernization

Cost center

CAP009474 CAP Recreation and Parks

Location

2100 Washington Blvd.



Recommended funding by phase and revenue source

Phase	FY26	FY27	FY28	FY29	FY30	FY31
Construction	0	1,000	0	0	0	0

Source	FY26	FY27	FY28	FY29	FY30	FY31
State Grant	0	1,000	0	0	0	0
Total	\$0	\$1,000	\$0	\$0	\$0	\$0

Estimated costs

	Estimate
Design	250
Construction	1,000
Other	—
Total	\$1,250

PRJ002170 971002 Dewees Park Improvements

Complete general park improvements and renovations for well used but worn park elements.

Project type

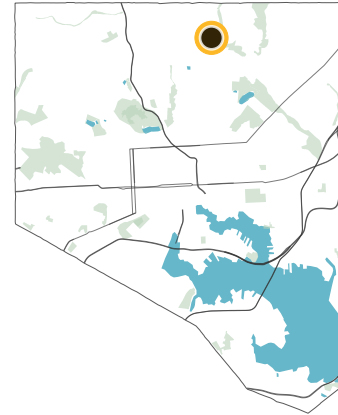
City-Owned Project – Modernization

Cost center

CAP009474 CAP Recreation and Parks

Location

5501 Ivanhoe Ave.



Recommended funding by phase and revenue source

Phase	FY26	FY27	FY28	FY29	FY30	FY31
Construction	0	600	0	0	0	0

Source	FY26	FY27	FY28	FY29	FY30	FY31
GO Bond - Infra.	0	600	0	0	0	0
Total	\$0	\$600	\$0	\$0	\$0	\$0

Estimated costs

	Estimate
Design	250
Construction	1,000
Other	175
Total	\$1,425

PRJ002357 913138 Bond Street Park

Project type

City-Owned Project –

Cost center

CAP009474 CAP Recreation and Parks

Recommended funding by phase and revenue source

Phase	FY26	FY27	FY28	FY29	FY30	FY31
Construction	-21	0	0	0	0	0

Source	FY26	FY27	FY28	FY29	FY30	FY31
State Grant	-21	0	0	0	0	0
Total	-\$21	\$0	\$0	\$0	\$0	\$0

PRJ002480 904195 474-195 Riverside Park Pool

Renovate the Riverside Bathhouse along with updates to the pools and mechanical systems.

Project type

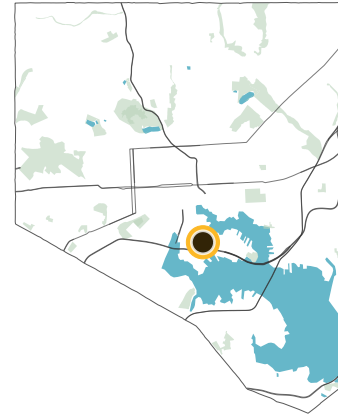
City-Owned Project – Modernization

Cost center

CAP009474 CAP Recreation and Parks

Location

301 E. Randall St.



Recommended funding by phase and revenue source

Phase	FY26	FY27	FY28	FY29	FY30	FY31
Construction	1,500	0	0	0	0	0

Source	FY26	FY27	FY28	FY29	FY30	FY31
State Grant	1,500	0	0	0	0	0
Total	\$1,500	\$0	\$0	\$0	\$0	\$0

Estimated costs

	Estimate
Design	750
Construction	6,000
Other	—
Total	\$6,750

PRJ002488 907163 474-163 Cab Calloway Legends Sq Park

Construct a new park as per the publicly developed Master Plan and Green Network Plan.

Project type

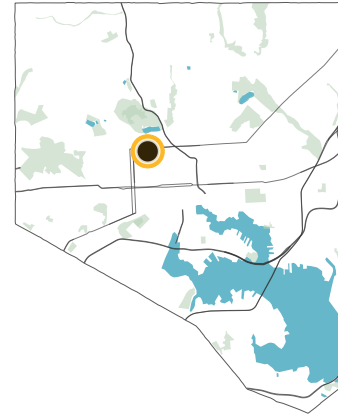
City-Owned Project – New Asset

Cost center

CAP009474 CAP Recreation and Parks

Location

2203 Division St.



Recommended funding by phase and revenue source

Phase	FY26	FY27	FY28	FY29	FY30	FY31
Unspecified	800	0	0	0	0	0

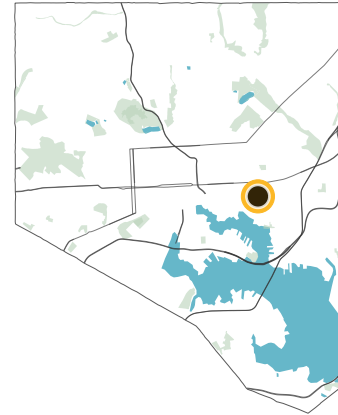
Source	FY26	FY27	FY28	FY29	FY30	FY31
GO Bond - Infra.	100	0	0	0	0	0
State Grant	700	0	0	0	0	0
Total	\$800	\$0	\$0	\$0	\$0	\$0

Estimated costs

	Estimate
Design	425
Construction	2,650
Other	150
Total	\$3,225

PRJ002493 908191 474-191 Patterson Park Pool and Bathhouse

Renovate and repair leaking wading pool and bath house to meet codes, provide ADA compliance, and improve user experience.



Project type

City-Owned Project – Modernization

Cost center

CAP009474 CAP Recreation and Parks

Location

2601 E Baltimore St.

Recommended funding by phase and revenue source

Phase	FY26	FY27	FY28	FY29	FY30	FY31
Unspecified	1,400	0	0	0	0	0

Source	FY26	FY27	FY28	FY29	FY30	FY31
PAYGO	1,400	0	0	0	0	0
Total	\$1,400	\$0	\$0	\$0	\$0	\$0

Estimated costs

	Estimate
Design	200
Construction	1,400
Other	—
Total	\$1,600

PRJ002494 908194 474-194 Riverside Park Bathhouse and Light Installation

Project type

—

Cost center

CAP009474 CAP Recreation and Parks

Recommended funding by phase and revenue source

Phase	FY26	FY27	FY28	FY29	FY30	FY31
Construction	-750	0	0	0	0	0

Source	FY26	FY27	FY28	FY29	FY30	FY31
State Grant	-750	0	0	0	0	0
Total	-\$750	\$0	\$0	\$0	\$0	\$0

PRJ002497 911126 474-128 Tree Baltimore Program

Purchase & install trees for Baltimore City’s TreeBaltimore projects.

Project type

City-owned Program – New Asset

Cost center

CAP009474 CAP Recreation and Parks

Location

Citywide

Recommended funding by phase and revenue source

Phase	FY26	FY27	FY28	FY29	FY30	FY31
Unspecified	200	200	200	400	400	400

Source	FY26	FY27	FY28	FY29	FY30	FY31
GO Bond - Infra.	200	200	200	400	400	400
Total	\$200	\$200	\$200	\$400	\$400	\$400

Optimal program funding level

\$500K

PRJ002501 910165 474-165 Howard 'P' Rawlings Conservatory - Palm House Renovation

Renovate the Rawlings Conservatory Palm House in Druid Hill Park.

Project type

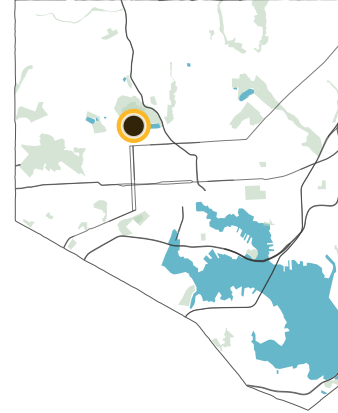
City-Owned Project – Modernization

Cost center

CAP009474 CAP Recreation and Parks

Location

2700 Madison Ave.



Recommended funding by phase and revenue source

Phase	FY26	FY27	FY28	FY29	FY30	FY31
Unspecified	-138	0	0	0	0	0

Source	FY26	FY27	FY28	FY29	FY30	FY31
State Grant	-138	0	0	0	0	0
Total	-\$138	\$0	\$0	\$0	\$0	\$0

Estimated costs

	Estimate
Design	350
Construction	6,250
Other	—
Total	\$6,600

PRJ002505 914114 474-114 Chick Webb Rec. Center Construction

Renovate and expand the Chick Webb Recreation Center.

Project type

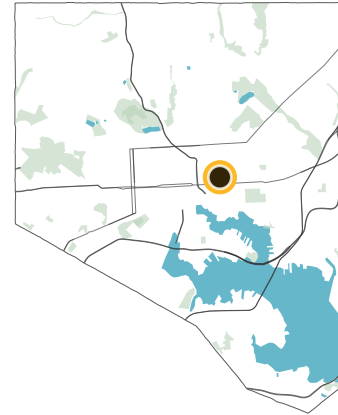
City-Owned Project – Modernization

Cost center

CAP009474 CAP Recreation and Parks

Location

1401 E. Monument St.



Recommended funding by phase and revenue source

Phase	FY26	FY27	FY28	FY29	FY30	FY31
Construction	55	0	0	0	0	0

Source	FY26	FY27	FY28	FY29	FY30	FY31
GO Bond - Infra.	55	0	0	0	0	0
Total	\$55	\$0	\$0	\$0	\$0	\$0

Estimated costs

	Estimate
Design	0
Construction	55
Other	—
Total	\$55

PRJ002658 158 Playground Improvements

Renovate playground equipment, safety surfacing, related grading and site amenities such as benches, fencing, curbing and ADA access.

Project type

City-owned Program – Modernization

Cost center

CAP009474 CAP Recreation and Parks

Location

Multiple playgrounds citywide

Recommended funding by phase and revenue source

Phase	FY26	FY27	FY28	FY29	FY30	FY31
Unspecified	0	0	0	500	0	1,000

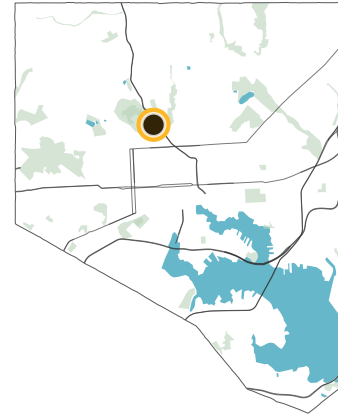
Source	FY26	FY27	FY28	FY29	FY30	FY31
GO Bond - Infra.	0	0	0	500	0	1,000
Total	\$0	\$0	\$0	\$500	\$0	\$1,000

Optimal program funding level

\$3,000K

PRJ002703 921073 Druid Hill Park Comfort Station

Construct Druid Hill Park comfort station including interior improvements for ADA compliance, roof and building systems.



Project type

City-Owned Project – Replacement

Cost center

CAP009474 CAP Recreation and Parks

Location

2700 Madison Ave.

Recommended funding by phase and revenue source

Phase	FY26	FY27	FY28	FY29	FY30	FY31
Construction	250	0	0	0	0	0

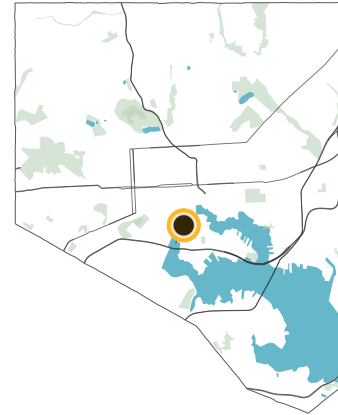
Source	FY26	FY27	FY28	FY29	FY30	FY31
GO Bond - Infra.	250	0	0	0	0	0
Total	\$250	\$0	\$0	\$0	\$0	\$0

Estimated costs

	Estimate
Design	95
Construction	1,500
Other	—
Total	\$1,595

PRJ002709 905168 Solo Gibbs Park- Phase I Construction

Expand the existing playground, construct new entrance, and add signage to the northern section of the park. Redesign basketball courts, widen the Gwynns Falls Trail, construct a splash pad, and upgrade gathering area in the Southern Park. Expand the park southward including a lawn for events and sports.



Project type

City-Owned Project – Modernization

Cost center

CAP009474 CAP Recreation and Parks

Location

1044 Leadenhall St.

Recommended funding by phase and revenue source

Phase	FY26	FY27	FY28	FY29	FY30	FY31
Construction	3,000	0	0	0	0	0

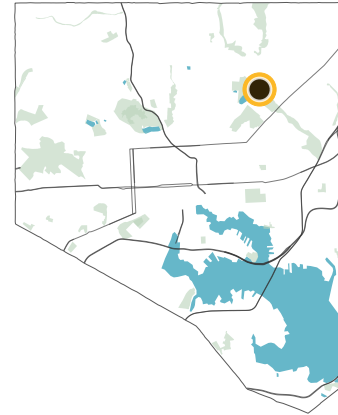
Source	FY26	FY27	FY28	FY29	FY30	FY31
Casino Impact	3,000	0	0	0	0	0
Total	\$3,000	\$0	\$0	\$0	\$0	\$0

Estimated costs

	Estimate
Design	500
Construction	7,500
Other	—
Total	\$8,000

PRJ002879 Herring Run - Halls Springs Improvements

Design and construct improvements to the playground, basketball court, road, pathway and parking improvements to the Hall Spring Area of Herring Run Park.



Project type

City-Owned Project – Replacement

Cost center

CAP009474 CAP Recreation and Parks

Location

Halls Springs

Recommended funding by phase and revenue source

Phase	FY26	FY27	FY28	FY29	FY30	FY31
Unspecified	-1,000	0	0	0	0	0

Source	FY26	FY27	FY28	FY29	FY30	FY31
State Grant	-1,000	0	0	0	0	0
Total	-\$1,000	\$0	\$0	\$0	\$0	\$0

Estimated costs

	Estimate
Design	250
Construction	2,000
Other	200
Total	\$2,450

PRJ002880 Athletic Court Resurfacing

Renovate athletic courts to include new fencing, new goals, asphalt resurfacing, and color coat. All renovations will include related ADA improvements.

Project type

City-owned Program – Modernization

Cost center

CAP009474 CAP Recreation and Parks

Location

Multiple athletic courts citywide

Recommended funding by phase and revenue source

Phase	FY26	FY27	FY28	FY29	FY30	FY31
Unspecified	0	200	0	250	0	400

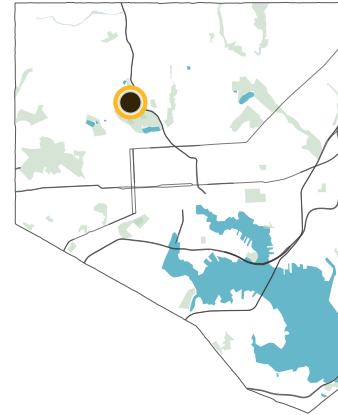
Source	FY26	FY27	FY28	FY29	FY30	FY31
GO Bond - Infra.	0	200	0	250	0	400
Total	\$0	\$200	\$0	\$250	\$0	\$400

Optimal program funding level

\$800K

PRJ002882 Druid Hill Park - Parkdale Ave Flooding Mitigation

Develop stormwater management facilities to reduce the risk of flooding to Druid Hill Park Parkdale Ave entrance and adjacent residential parcels.



Project type

City-Owned Project – State of Good Repair

Cost center

CAP009474 CAP Recreation and Parks

Location

2700 Madison Ave.

Recommended funding by phase and revenue source

Phase	FY26	FY27	FY28	FY29	FY30	FY31
Construction	500	0	0	0	0	0

Source	FY26	FY27	FY28	FY29	FY30	FY31
GO Bond - Infra.	500	0	0	0	0	0
Total	\$500	\$0	\$0	\$0	\$0	\$0

Estimated costs

	Estimate
Design	150
Construction	500
Other	—
Total	\$650

PRJ002883 Madison Square Recreation Center Renovation

Renovation of Madison Square Recreation Center and the historic and iconic “Dome” covered basketball court

Project type

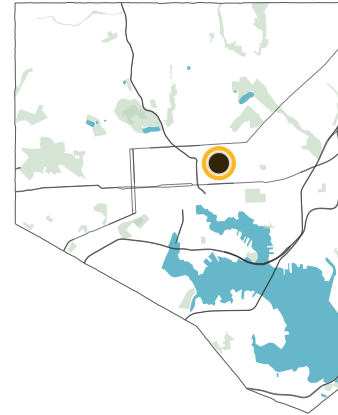
City-Owned Project – Modernization

Cost center

CAP009474 CAP Recreation and Parks

Location

1401 E. Biddle St.



Recommended funding by phase and revenue source

Phase	FY26	FY27	FY28	FY29	FY30	FY31
Construction	0	0	0	0	13,500	0

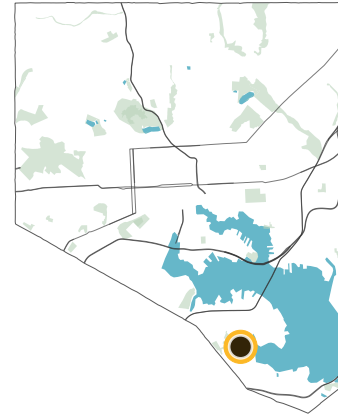
Source	FY26	FY27	FY28	FY29	FY30	FY31
GO Bond - Infra.	0	0	0	0	6,500	0
State Grant	0	0	0	0	7,000	0
Total	\$0	\$0	\$0	\$0	\$13,500	\$0

Estimated costs

	Estimate
Design	1,200
Construction	14,000
Other	1,400
Total	\$16,600

PRJ002884 Congressman Elijah Cummings Recreation Center

Construct a new neighborhood scale recreation center adjacent to Myers Pavilion and across the street from Curtis Bay Elementary.



Project type

City-Owned Project – New Asset

Cost center

CAP009474 CAP Recreation and Parks

Operating impact

\$1,800K annually (starting FY2027)

Location

4302 W. Bay Ave.

Recommended funding by phase and revenue source

Phase	FY26	FY27	FY28	FY29	FY30	FY31
Construction	65	0	0	0	0	0

Source	FY26	FY27	FY28	FY29	FY30	FY31
GO Bond - Infra.	65	0	0	0	0	0
Total	\$65	\$0	\$0	\$0	\$0	\$0

Estimated costs

	Estimate
Design	—
Construction	65
Other	1,500
Total	\$1,565

PRJ002886 Lillian Jones Recreation Center Replacement

Construct a new neighborhood scale recreation center at Pauline Fautleroy Park.

Project type

City-Owned Project – Replacement

Cost center

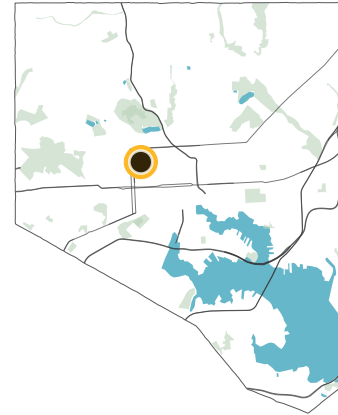
CAP009474 CAP Recreation and Parks

Operating impact

\$600K annually (starting FY2027)

Location

1310 N. Stricker St.



Recommended funding by phase and revenue source

Phase	FY26	FY27	FY28	FY29	FY30	FY31
Planning/Design	-700	0	0	0	0	0
Construction	900	0	15,000	0	0	0

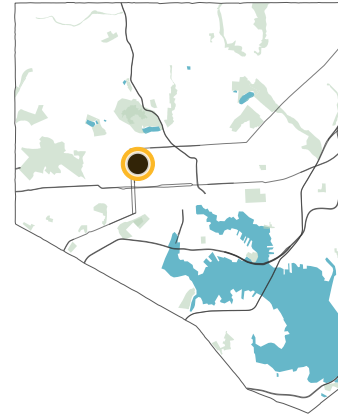
Source	FY26	FY27	FY28	FY29	FY30	FY31
GO Bond - Infra.	900	0	15,000	0	0	0
State Grant	-700	0	0	0	0	0
Total	\$200	\$0	\$15,000	\$0	\$0	\$0

Estimated costs

	Estimate
Design	900
Construction	15,000
Other	100
Total	\$16,000

PRJ003218 William McAbee Pool Replacement

Construct a new main pool, wading pool, mechanical building, and bathhouse. Demolish existing facilities. Design an improved layout that will allow for better staffing and pool user experiences.



Project type

City-Owned Project – Replacement

Cost center

CAP009474 CAP Recreation and Parks

Location

1600 Laurens St.

Recommended funding by phase and revenue source

Phase	FY26	FY27	FY28	FY29	FY30	FY31
Construction	0	0	8,000	0	0	0

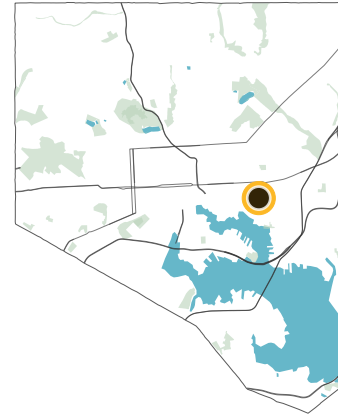
Source	FY26	FY27	FY28	FY29	FY30	FY31
GO Bond - Infra.	0	0	4,000	0	0	0
State Grant	0	0	4,000	0	0	0
Total	\$0	\$0	\$8,000	\$0	\$0	\$0

Estimated costs

	Estimate
Design	650
Construction	6,250
Other	—
Total	\$6,900

PRJ003219 Patterson Park Ice Rink Replacement

Replace Mimi DiPietro Ice Rink with a new more sustainable and energy efficient facility that provides for better ice and an improved user experience.



Project type

City-Owned Project – Replacement

Cost center

CAP009474 CAP Recreation and Parks

Location

2601 E. Baltimore St.

Recommended funding by phase and revenue source

Phase	FY26	FY27	FY28	FY29	FY30	FY31
Construction	0	0	0	0	0	4,400
Planning/Design	0	0	600	0	0	0

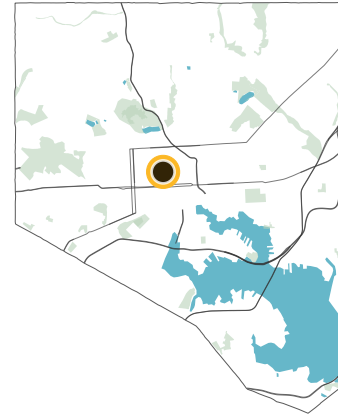
Source	FY26	FY27	FY28	FY29	FY30	FY31
GO Bond - Infra.	0	0	600	0	0	1,400
State Grant	0	0	0	0	0	3,000
Total	\$0	\$0	\$600	\$0	\$0	\$4,400

Estimated costs

	Estimate
Design	800
Construction	6,500
Other	—
Total	\$7,300

PRJ003220 Robert C Marshall Recreation Center Renovations

Renovate the existing recreation center to meet all current codes and ADA compliance. Upgrade spaces, lighting, and mechanical systems to be more sustainable. Create opportunities for enhanced programming and offerings of modern-day recreation.



Project type

City-Owned Project – Modernization

Cost center

CAP009474 CAP Recreation and Parks

Operating impact

\$120K annually (starting FY2026)

Location

1201 Pennsylvania Ave.

Recommended funding by phase and revenue source

Phase	FY26	FY27	FY28	FY29	FY30	FY31
Construction	0	2,000	0	0	0	0

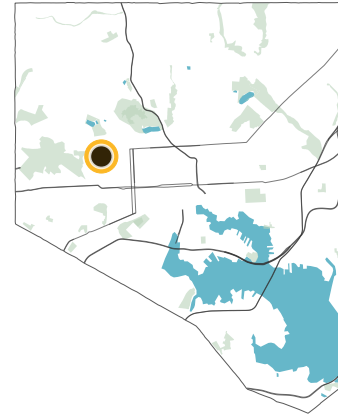
Source	FY26	FY27	FY28	FY29	FY30	FY31
State Grant	0	2,000	0	0	0	0
Total	\$0	\$2,000	\$0	\$0	\$0	\$0

Estimated costs

	Estimate
Design	250
Construction	2,000
Other	—
Total	\$2,250

PRJ003233 Wilber Waters Park Redesign

Develop a concept plan, design documents and construction for Wilbur H Waters Park. The planning and design process will involve community participation and will be based upon community identified needs, current usage patterns and American Disability Act (ADA) standards.



Project type

City-Owned Project – Modernization

Cost center

CAP009474 CAP Recreation and Parks

Location

1615 N. Dukeland St.

Recommended funding by phase and revenue source

Phase	FY26	FY27	FY28	FY29	FY30	FY31
Unspecified	50	0	0	0	0	0

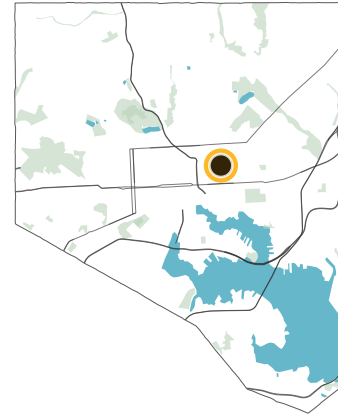
Source	FY26	FY27	FY28	FY29	FY30	FY31
State Grant	50	0	0	0	0	0
Total	\$50	\$0	\$0	\$0	\$0	\$0

Estimated costs

	Estimate
Design	300
Construction	1,250
Other	—
Total	\$1,550

PRJ003250 Madison Square - Nathan Irby Park Improvements

Design and construct site improvements, including athletic field, playground, sitting area, athletic courts, and pathways.



Project type

City-Owned Project – Replacement

Cost center

CAP009474 CAP Recreation and Parks

Location

1401 E. Biddle St.

Recommended funding by phase and revenue source

Phase	FY26	FY27	FY28	FY29	FY30	FY31
Construction	0	0	0	3,200	0	0
Planning/Design	0	400	0	0	0	0

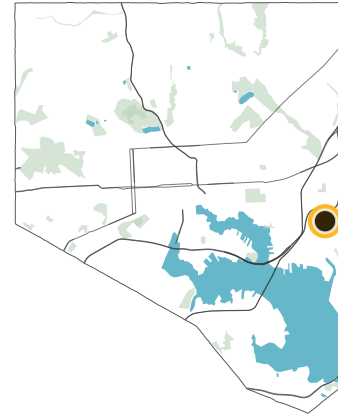
Source	FY26	FY27	FY28	FY29	FY30	FY31
GO Bond - Infra.	0	400	0	200	0	0
State Grant	0	0	0	3,000	0	0
Total	\$0	\$400	\$0	\$3,200	\$0	\$0

Estimated costs

	Estimate
Design	400
Construction	4,000
Other	—
Total	\$4,400

PRJ003264 O'Donnell Heights Pool Replacement

Construct a new main pool, wading pool, mechanical building, and bathhouse. Demolish existing facilities and design an improved layout that will allow for better staffing and pool user experiences.



Project type

City-Owned Project – Modernization

Cost center

CAP009474 CAP Recreation and Parks

Location

1200 Gusryan St.

Recommended funding by phase and revenue source

Phase	FY26	FY27	FY28	FY29	FY30	FY31
Construction	0	0	0	0	0	8,000
Planning/Design	0	0	0	600	0	0

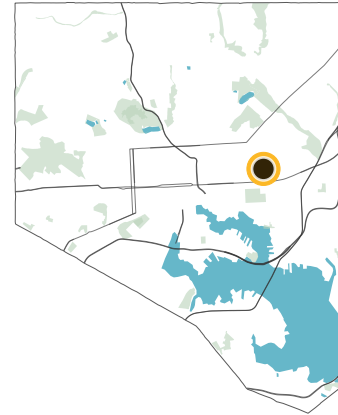
Source	FY26	FY27	FY28	FY29	FY30	FY31
GO Bond - Infra.	0	0	0	600	0	4,000
State Grant	0	0	0	0	0	4,000
Total	\$0	\$0	\$0	\$600	\$0	\$8,000

Estimated costs

	Estimate
Design	600
Construction	8,000
Other	—
Total	\$8,600

PRJ003348 Bocek Park - Phase II Athletic Field Improvements

Renovate athletic fields to include two softball fields and two multi-purpose fields (one with artificial turf) with surface improvements and lighting.



Project type

City-Owned Project – Modernization

Cost center

CAP009474 CAP Recreation and Parks

Location

3000 E. Madison St.

Recommended funding by phase and revenue source

Phase	FY26	FY27	FY28	FY29	FY30	FY31
Planning/Design	0	500	0	0	0	0

Source	FY26	FY27	FY28	FY29	FY30	FY31
GO Bond - Infra.	0	500	0	0	0	0
Total	\$0	\$500	\$0	\$0	\$0	\$0

Estimated costs

	Estimate
Design	500
Construction	3,000
Other	300
Total	\$3,800

PRJ003443 Gardenville Recreation Center

Construct a new neighborhood scale recreation center.

Project type

City-Owned Project – New Asset

Cost center

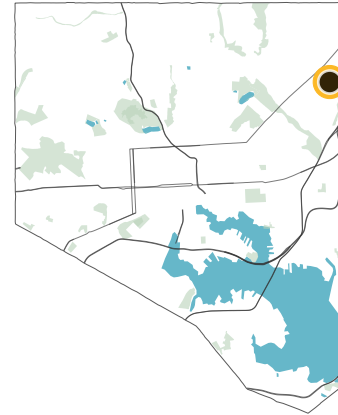
CAP009474 CAP Recreation and Parks

Operating impact

\$1,800K annually (starting FY2026)

Location

4600 Hamilton Ave.



Recommended funding by phase and revenue source

Phase	FY26	FY27	FY28	FY29	FY30	FY31
Construction	65	0	0	0	0	0

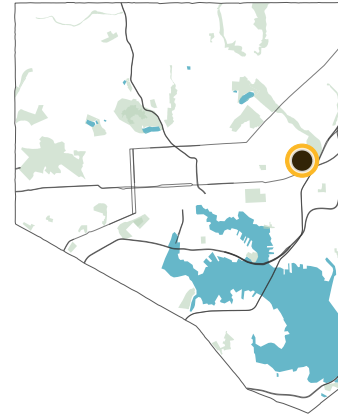
Source	FY26	FY27	FY28	FY29	FY30	FY31
GO Bond - Infra.	65	0	0	0	0	0
Total	\$65	\$0	\$0	\$0	\$0	\$0

Estimated costs

	Estimate
Design	1,000
Construction	15,500
Other	1,500
Total	\$18,000

PRJ003448 Carroll F. Cook Recreation Center Construction

Construction of the new Carroll F. Cook Recreation center, which will be an attachment to the new BCPSS school as a part of the 21st Century School Initiative.



Project type

City-Owned Project – Replacement

Cost center

CAP009474 CAP Recreation and Parks

Operating impact

\$500K annually (starting FY2027)

Location

5061 E. Eager St.

Recommended funding by phase and revenue source

Phase	FY26	FY27	FY28	FY29	FY30	FY31
Construction	800	0	0	0	0	0

Source	FY26	FY27	FY28	FY29	FY30	FY31
State Grant	800	0	0	0	0	0
Total	\$800	\$0	\$0	\$0	\$0	\$0

Estimated costs

	Estimate
Design	—
Construction	800
Other	—
Total	\$800

PRJ003449 Unifier Software

Utilize design and construction management tool that syncs with Workday.

Project type

City-Owned Project – New Asset

Cost center

CAP009474 CAP Recreation and Parks

Operating impact

\$185K annually (starting FY2026)

Location

Citywide

Recommended funding by phase and revenue source

Phase	FY26	FY27	FY28	FY29	FY30	FY31
Information Technology	575	0	0	0	0	0

Source	FY26	FY27	FY28	FY29	FY30	FY31
GO Bond - Infra.	575	0	0	0	0	0
Total	\$575	\$0	\$0	\$0	\$0	\$0

Estimated costs

	Estimate
Design	—
Construction	—
Other	575
Total	\$575

PRJ003451 Facility Roof Replacements

Replace roofs as needed in facilities citywide based on recently completed facility condition assessments.

Project type

City-owned Program – State of Good Repair

Cost center

CAP009474 CAP Recreation and Parks

Location

Various facilities citywide

Recommended funding by phase and revenue source

Phase	FY26	FY27	FY28	FY29	FY30	FY31
Construction	700	700	700	700	700	700

Source	FY26	FY27	FY28	FY29	FY30	FY31
GO Bond - Infra.	700	700	700	700	700	700
Total	\$700	\$700	\$700	\$700	\$700	\$700

Optimal program funding level

\$600K

PRJ003452 Facility HVAC Replacements

Replace HVAC systems as needed in facilities citywide based on recently completed facility assessments.

Project type

City-owned Program – State of Good Repair

Cost center

CAP009474 CAP Recreation and Parks

Location

Various facilities citywide

Recommended funding by phase and revenue source

Phase	FY26	FY27	FY28	FY29	FY30	FY31
Construction	450	500	500	500	500	500
Source	FY26	FY27	FY28	FY29	FY30	FY31
GO Bond - Infra.	450	500	500	500	500	500
Total	\$450	\$500	\$500	\$500	\$500	\$500

Optimal program funding level

\$400K

PRJ003542 McKim Free School

Renovations to the McKim Free School facility.

Project type

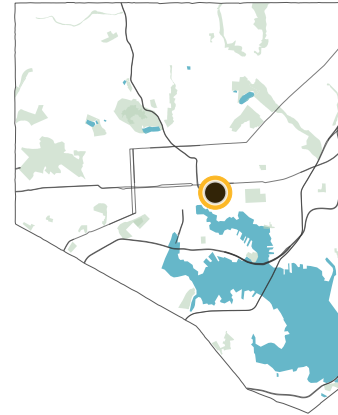
City-Owned Project —

Cost center

CAP009474 CAP Recreation and Parks

Location

1120 E. Baltimore St.



Recommended funding by phase and revenue source

Phase	FY26	FY27	FY28	FY29	FY30	FY31
Unspecified	400	0	0	0	0	0

Source	FY26	FY27	FY28	FY29	FY30	FY31
GO Bond - Parks	400	0	0	0	0	0
Total	\$400	\$0	\$0	\$0	\$0	\$0

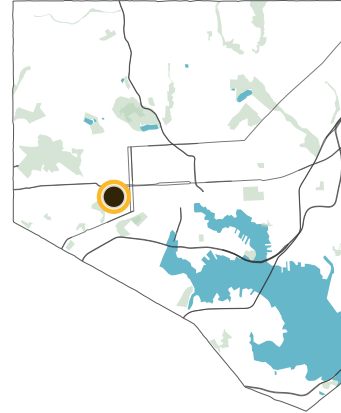
PRJ000329 903137 Warwick Park

Project type

—

Cost center

RES009475 RES Recreation and Parks



Recommended funding by phase and revenue source

Phase	FY26	FY27	FY28	FY29	FY30	FY31
Unspecified	-50	0	0	0	0	0
Source	FY26	FY27	FY28	FY29	FY30	FY31
State Grant	-50	0	0	0	0	0
Total	-\$50	\$0	\$0	\$0	\$0	\$0

PRJ001598 913110 Clifton Mansion Site Improvements Reserve

Project type

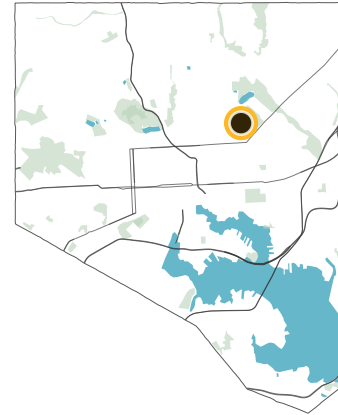
—

Cost center

RES009475 RES Recreation and Parks

Location

2801 Harford Rd.



Recommended funding by phase and revenue source

Phase	FY26	FY27	FY28	FY29	FY30	FY31
Unspecified	-199	0	0	0	0	0

Source	FY26	FY27	FY28	FY29	FY30	FY31
GO Bond - Parks	-199	0	0	0	0	0
Total	-\$199	\$0	\$0	\$0	\$0	\$0

Department of Transportation

Agency overview

The Department of Transportation's (DOT) mission is to maintain and improve the transportation infrastructure to produce a safe, reliable, accessible, and efficient system for everyone that provides multiple and sustainable modes of transportation for residents, businesses, and visitors – thereby promoting livable and vibrant communities across Baltimore City. DOT is responsible for building and repairing public streets, bridges, and highways, as well as maintaining streetlights, alleys, footways, and the conduit system. Other duties include managing traffic movement; inspecting City construction projects; and developing sustainable transportation solutions.

Typical capital projects include replacement or repair of bridges, sidewalks, alleys, major road reconstructions, construction of bike lanes, intersection improvements, and more.

[Learn more on the DOT website »](#)

Project details

The program for the Department of Transportation includes \$759.25M for one hundred twenty-four projects. Ninety locations are mapped and thirty-one projects have a citywide scope.

Projects by Cost Center

Project Name	FY26	FY27-31
PRJ003115 Sidewalk Reconstruction (Repair) (504-100)	\$13,900	\$21,500
PRJ003116 Reconstruction of Alleys City Wide (504-200)	\$5,500	\$12,500
PRJ003120 ADA Curb Ramp and Sidewalk Construction Urgent Need East	\$900	\$0
PRJ003121 FY25 ADA Accommodation Requests and Remediation	\$1,000	\$1,000
PRJ003122 ADA Curb Ramp and Sidewalk Construction Urgent Needs West	\$900	\$0
PRJ003136 Local Roadway Resurfacing including FHWA ADA Curb Ramp Construction (504-004)	\$4,000	\$24,000
PRJ003507 Harbor Connector Ferry Landing ADA Improvements	\$1,300	\$0
PRJ003518 ADA Partial Consent Decree FY25 to FY28	\$12,000	\$24,000
Total - CAP009504 CAP Alleys and Footways	\$39,500	\$83,000
PRJ001214 908766 Sisson Street over CSX Active	\$5,100	\$0
PRJ001874 923015 Howard St Bridge Replacement	\$0	\$13,800
PRJ001934 926007 Waterview Avenue Over Ramp to 295 Bridge Replacement	\$0	\$5,388
PRJ002532 910760 506-760 Perring Parkway Ramp Bridge Over Herring Run (BC 3203)	\$842	\$0
PRJ002533 912762 506-762 Radecke Ave Bridge over Moores Run (BC 4405)	\$0	\$8,250
PRJ002537 915519 506-519 Hanover Street Bridge Over CSX RR (BC5212)	\$0	\$2,294
PRJ002549 941006 506-006 Orleans Street Bridge (BC 1202) over I-83 and City Streets	\$0	\$1,000
PRJ002551 962010 506-010 41st Street (over I-83 and MTA) Bridge Replacement (BC3207)	\$0	\$12,420
PRJ002711 929014 Patapsco Avenue Bridge Rehabilitation	\$0	\$8,900

DEPARTMENT OF TRANSPORTATION

Project Name	FY26	FY27-31
PRJ002894 Russell Street Viaduct Over Ostend St and CSX	\$0	\$1,000
PRJ002895 Pulaski Highway Bridge Over Herring Run (BC 4211)	\$0	\$11,600
PRJ002896 Kelly Avenue Bridge Over Jones Falls (BC 3406)	\$0	\$1,000
PRJ002897 Hillen Road Bridge Over Chinquapin Run (BC 3556)	\$40	\$4,624
PRJ003099 Keith Avenue Bridge Over Broening Highway (BC4301)	\$0	\$5,500
PRJ003100 Franklinton Road Bridge Over Gwynns Falls (BC2407)	\$1,000	\$0
PRJ003101 Cold Spring Lane Bridge Over Herring Run (BC3211)	\$0	\$800
PRJ003139 Annual Urgent Needs Bridge Repairs (506-754)	\$2,000	\$5,000
PRJ003196 935011 Brehms Lane over Herring Run Bridge Replacement (BC4501)	\$0	\$5,750
PRJ003300 Green Meadow Parkway Pedestrian Bridge	\$1,500	\$0
Total - CAP009506 CAP Bridges	\$10,482	\$87,326
PRJ000223 902326 TR12309 Wilkens Ave Bridge Over Gwynns	\$2,000	\$0
PRJ001236 909051 N. Fremont and Lafayette TR19304	\$735	\$0
PRJ001436 911048 Park Heights, Rogers, and Strath TR19303	\$1,644	\$0
PRJ001515 912047 25th St and Greenmt and Kirk TR19302	\$875	\$0
PRJ002178 905148 Bikeways Greensway Trails Nort	\$5,000	\$13,500
PRJ002521 907156 508-156 Falls Road at Northern Parkway	\$300	\$5,000
PRJ002522 906157 508-157 Frederick Avenue ADA Upgrades (Brunswick to S. Pulaksi)	\$500	\$12,750
PRJ002526 Neighborhood Traffic Calming (508-151)	\$2,340	\$5,600
PRJ002529 909122 508-122 Martin Luther King, Jr. Boulevard Sidepath	\$521	\$0
PRJ002536 915131 508-131 Wolfe or Washington Street Bike Facility	\$4,600	\$0
PRJ002901 Greenway Middle Branch Network Phase 2	\$758	\$0
PRJ002902 Pennsylvania Avenue Corridor Improvements (North Avenue to MLK Blvd)	\$500	\$11,040
PRJ002903 Orleans Street Rehabilitation (N Washington St to N Ellwood Ave)	\$500	\$17,600
PRJ002904 Johnston Square Improvements	\$660	\$10,792

DEPARTMENT OF TRANSPORTATION

Project Name	FY26	FY27-31
PRJ002905 W North Avenue Pedestrian Safety Improvements (Mt Royal Ave to Hilton St)	\$410	\$12,010
PRJ002906 Russell Street Rehabilitation from Russell Street Viaduct to City Line	\$5,550	\$0
PRJ002909 West Baltimore United	\$700	\$124,300
PRJ002910 Oldtown Mall Improvements	\$200	\$0
PRJ002911 Moravia Road Ramp E Bridge over Pulaski Highway (BC 4105)	\$3,400	\$600
PRJ002913 Hanover Street Corridor and Vietnam Veterans Memorial Bridge NEPA Study	\$15,500	\$0
PRJ003091 Hamilton Avenue Streetscape	\$96	\$0
PRJ003096 25th Street/Huntingdon Avenue Rehabilitation - Greenmount Ave to 29th St	\$1,836	\$13,357
PRJ003097 Keith Avenue Rehabilitation from Broening Highway to S Clinton Street	\$1,000	\$6,320
PRJ003114 Curb Repair-Slab Repair Citywide (508-465)	\$6,000	\$4,500
PRJ003130 Materials and Compliance Testing (508-029)	\$1,000	\$2,020
PRJ003152 Belair Road Complete Streets Phase III	\$1,110	\$6,680
PRJ003200 Baltimore Greenway Trail - Highlandtown-Greektown Connection	\$7,428	\$0
PRJ003204 Cecil Elementary School Safe Routes to School Grant Award	\$177	\$0
PRJ003302 Safe Streets 4 All	\$0	\$33,000
PRJ003506 Sharp Street Bikeway	\$350	\$0
PRJ003525 Frederick Avenue Streetscaping - DOT	\$200	\$5,600
Total - CAP009508 CAP Streets and Highways	\$65,890	\$284,669
PRJ002552 Transportation Management Center Upgrade (964005 512-005)	\$0	\$2,400
PRJ002917 Gwynns Falls Parkway & Garrison Boulevard Intersection Improvements	\$0	\$1,050
PRJ002918 Sinclair Lane Corridor Improvements	\$0	\$1,700
PRJ003103 Fayette Street Safety Study and Road Diet	\$110	\$660

DEPARTMENT OF TRANSPORTATION

Project Name	FY26	FY27-31
PRJ003104 Franklin-Mulberry Safety Initiative	\$0	\$1,300
PRJ003105 Traffic Calming Quick-Build to Hardscape Conversion Citywide	\$380	\$920
PRJ003106 Pedestrian Safety Improvements with HSIP Grant	\$200	\$2,100
PRJ003124 Traffic Safety Improvements Citywide (512-080)	\$3,000	\$15,000
PRJ003127 Communications Upgrade - Wireless (512-017)	\$0	\$6,250
PRJ003131 Toward Zero - Traffic Safety Improvements (512-005)	\$1,000	\$3,000
PRJ003134 Communications Upgrade - Hardwire (512-009)	\$0	\$6,685
PRJ003137 Traffic Signal Construction & Reconstruction (512-077)	\$6,700	\$0
PRJ003138 Intelligent Transportation System (ITS) Improvements (512-078)	\$2,000	\$1,300
PRJ003146 Broadway Intersection Improvements	\$0	\$5,200
PRJ003148 Orleans and Gay Street Intersection Improvements	\$0	\$2,000
PRJ003150 Traffic Signal Rewiring (512-025)	\$0	\$3,600
PRJ003199 Traffic Signal Reconstruction - 10 Locations Citywide	\$0	\$5,500
Total - CAP009512 CAP Traffic Engineering	\$13,390	\$58,665
PRJ001097 907850 Replace Russell and Monroe Bridge Ramp	\$4,000	\$0
PRJ002192 914146 Big Jump Conversion/Druid Park	\$300	\$0
PRJ003110 Resurfacing JOC - Urgent Needs (514-002)	\$4,500	\$9,500
PRJ003125 Resurfacing Northwest (514-214)	\$9,050	\$12,000
PRJ003126 Resurfacing Southwest (514-215)	\$9,050	\$12,000
PRJ003128 Resurfacing Northeast (514-846)	\$9,050	\$12,000
PRJ003129 Resurfacing Southeast (514-216)	\$9,050	\$12,000
Total - CAP009514 CAP Street Resurfacing	\$45,000	\$57,500
PRJ003508 Comprehensive Transportation Planning Studies	\$750	\$0
PRJ003509 15-Minute City Framework Plan	\$400	\$0
PRJ003511 Jones Falls Gateway - GRANT	\$498	\$0
Total - CAP009527 CAP Development Agencies Program	\$1,648	\$0
PRJ003306 Caroline Street Elevator Modernization Plan	\$750	\$0
PRJ003308 Fleet & Eden Garage Elevator Modernization Plan	\$250	\$0
PRJ003309 Lexington Street Garage Elevator Modernization Plan	\$0	\$100

DEPARTMENT OF TRANSPORTATION

Project Name	FY26	FY27-31
PRJ003310 Little Italy Garage Elevator Modernization Plan	\$0	\$750
PRJ003312 Penn Station Garage Elevator Modernization Plan	\$0	\$500
PRJ003313 St. Paul Garage Elevator Modernization Plan	\$0	\$250
PRJ003314 West Street Garage Elevator Modernization Plan	\$0	\$500
PRJ003322 Caroline Street Garage Capital Repairs & Replacements	\$0	\$455
PRJ003323 Fayette Street Garage Capital Repairs & Replacements	\$0	\$259
PRJ003324 Fleet & Eden Street Garage Capital Repairs & Replacements	\$0	\$1,187
PRJ003325 Penn Station Garage Capital Repairs & Replacements	\$735	\$0
PRJ003326 West Street Garage Capital Repairs & Replacements	\$0	\$356
PRJ003327 St Paul Street Garage Capital Repairs & Replacements	\$0	\$700
PRJ003328 Franklin Street Garage Capital Repairs & Replacements	\$0	\$526
PRJ003329 Little Italy Garage Capital Repairs & Replacements	\$559	\$0
PRJ003331 Garage Lighting Upgrades	\$0	\$800
PRJ003342 Plumbing/Draining Repairs	\$0	\$750
PRJ003343 Misc. Other Non-Structural Capital Repairs	\$0	\$750
PRJ003344 Paving/ Subsurface Repair of Parking Lots	\$0	\$750
PRJ003345 Garages Security Camera System Upgrade	\$750	\$0
PRJ003346 Fire Suppression System Repairs	\$500	\$0
Total - CAP009580 CAP Transportation	\$3,544	\$8,633

PRJ003115 Sidewalk Reconstruction (Repair) (504-100)

Repair and replace sidewalks along roadways. This is an annual sustaining program for the City's infrastructure. Projects are prioritized based on safety evaluation, 311 service requests and Administration requests.

Project type

City-owned Program – State of Good Repair

Cost center

CAP009504 CAP Alleys and Footways

Location

Citywide

Recommended funding by phase and revenue source

Phase	FY26	FY27	FY28	FY29	FY30	FY31
Construction	13,900	12,300	2,300	2,300	2,300	2,300

Source	FY26	FY27	FY28	FY29	FY30	FY31
HUR	12,600	11,000	1,000	1,000	1,000	1,000
Other Cap.	1,300	1,300	1,300	1,300	1,300	1,300
Total	\$13,900	\$12,300	\$2,300	\$2,300	\$2,300	\$2,300

Optimal program funding level

\$38,000K

PRJ003116 Reconstruction of Alleys City Wide (504-200)

The City has nearly 450 miles of alleys, which serve as rear access to businesses and residences. Alleys are used for trash collection throughout the City. Property owners request alley rehabilitation and share the cost with the City.

Project type

City-owned Program – State of Good Repair

Cost center

CAP009504 CAP Alleys and Footways

Location

Citywide

Recommended funding by phase and revenue source

Phase	FY26	FY27	FY28	FY29	FY30	FY31
Construction	5,500	5,400	1,900	1,900	1,400	1,900

Source	FY26	FY27	FY28	FY29	FY30	FY31
HUR	4,100	4,000	500	500	0	500
Other Cap.	1,400	1,400	1,400	1,400	1,400	1,400
Total	\$5,500	\$5,400	\$1,900	\$1,900	\$1,400	\$1,900

Optimal program funding level

\$4,200K

PRJ003120 ADA Curb Ramp and Sidewalk Construction Urgent Need East

Invest in ADA compliant curb ramps and limited sidewalk reconstruction in the Northeast and Southeast sections (east of Charles Street)

Project type

City-owned Program – Modernization

Cost center

CAP009504 CAP Alleys and Footways

Location

Northeast and Southeast Sectors (East of Charles St.)

Recommended funding by phase and revenue source

Phase	FY26	FY27	FY28	FY29	FY30	FY31
Construction	900	0	0	0	0	0

Source	FY26	FY27	FY28	FY29	FY30	FY31
HUR	900	0	0	0	0	0
Total	\$900	\$0	\$0	\$0	\$0	\$0

Estimated costs

	Estimate
Design	—
Construction	5,050
Other	900
Total	\$5,950

PRJ003121 FY25 ADA Accommodation Requests and Remediation

Reconstruct curb ramps, sidewalks, and remove obstructions by prioritizing residents needs and accommodation requests for access to transportation options.

Project type

City-owned Program – Modernization

Cost center

CAP009504 CAP Alleys and Footways

Location

Citywide

Recommended funding by phase and revenue source

Phase	FY26	FY27	FY28	FY29	FY30	FY31
Construction	1,000	1,000	0	0	0	0

Source	FY26	FY27	FY28	FY29	FY30	FY31
HUR	1,000	1,000	0	0	0	0
Total	\$1,000	\$1,000	\$0	\$0	\$0	\$0

Estimated costs

	Estimate
Design	930
Construction	6,050
Other	420
Total	\$7,400

PRJ003122 ADA Curb Ramp and Sidewalk Construction Urgent Needs West

Invest in ADA compliant curb ramps and limited sidewalk reconstruction in the Northwest and Southwest sections (west of Charles Street)

Project type

City-owned Program – Modernization

Cost center

CAP009504 CAP Alleys and Footways

Location

Northwest and Southwest Sectors (West of Charles St.)

Recommended funding by phase and revenue source

Phase	FY26	FY27	FY28	FY29	FY30	FY31
Construction	900	0	0	0	0	0

Source	FY26	FY27	FY28	FY29	FY30	FY31
HUR	900	0	0	0	0	0
Total	\$900	\$0	\$0	\$0	\$0	\$0

Estimated costs

	Estimate
Design	—
Construction	5,050
Other	900
Total	\$5,950

PRJ003136 Local Roadway Resurfacing including FHWA ADA Curb Ramp Construction (504-004)

The internal resurfacing program includes repaving of local and required ADA compliant curb ramps citywide. This is a re-occurring service operation in advance of resurfacing operations to ensure that alterations to the roadway meet Federal ADA requirements.

Project type

City-owned Program – Modernization

Cost center

CAP009504 CAP Alleys and Footways

Location

Citywide

Recommended funding by phase and revenue source

Phase	FY26	FY27	FY28	FY29	FY30	FY31
Construction	4,000	4,000	5,000	5,000	5,000	5,000

Source	FY26	FY27	FY28	FY29	FY30	FY31
HUR	4,000	4,000	5,000	5,000	5,000	5,000
Total	\$4,000	\$4,000	\$5,000	\$5,000	\$5,000	\$5,000

Estimated costs

	Estimate
Design	—
Construction	42,000
Other	12,000
Total	\$54,000

PRJ003507 Harbor Connector Ferry Landing ADA Improvements

The Baltimore City DOT was awarded \$5.1 million of grant funds in FY22 for the purchase of 2 hybrid-electric ferries to replace aging vessels in the Harbor Connector fleet and to make all Harbor Connector ferry landings ADA accessible. The ferry landing improvements will occur at the existing landings at Hull Street, the Rusty Scupper, Harbor East, Maritime Park and Canton Waterfront Park. Based on preliminary designs and engineering estimates, an additional \$900,000 is needed to complete the project.

Project type

City-Owned Project – Modernization

Cost center

CAP009504 CAP Alleys and Footways

Location

Various locations

Recommended funding by phase and revenue source

Phase	FY26	FY27	FY28	FY29	FY30	FY31
Construction	1,300	0	0	0	0	0
Source	FY26	FY27	FY28	FY29	FY30	FY31
HUR	1,300	0	0	0	0	0
Total	\$1,300	\$0	\$0	\$0	\$0	\$0

PRJ003518 ADA Partial Consent Decree FY25 to FY28

Investment of \$44 million, under the terms of the agreement, into reconstructing sidewalks and curb ramps over the next four years. This will include \$8 million for FY 25 and \$12 million for each of FY26, FY27, and FY28.

Project type

City-owned Program – Modernization

Cost center

CAP009504 CAP Alleys and Footways

Location

Citywide

Recommended funding by phase and revenue source

Phase	FY26	FY27	FY28	FY29	FY30	FY31
Construction	12,000	12,000	12,000	0	0	0

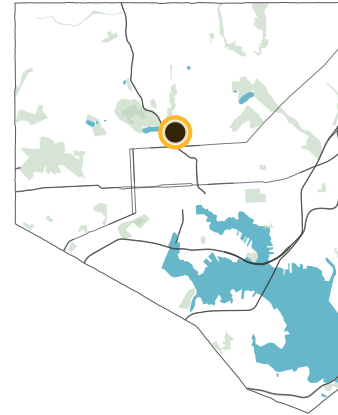
Source	FY26	FY27	FY28	FY29	FY30	FY31
GO Bond - Infra.	0	0	12,000	0	0	0
HUR	12,000	12,000	0	0	0	0
Total	\$12,000	\$12,000	\$12,000	\$0	\$0	\$0

Optimal program funding level

\$12,000K

PRJ001214 908766 Sisson Street over CSX Active

Replace the Sisson Street Bridge. The bridge sufficiency rating is 2.0 out of 100, meaning the bridge needs to be replaced. The Sisson Street Bridge has deteriorated beyond repair and had to be closed to all traffic in order to protect the safety of the traveling public. This project is necessary for public safety.



Project type

City-Owned Project – State of Good Repair

Cost center

CAP009506 CAP Bridges

Location

Sisson Street Bridge over CSX Railroad

Recommended funding by phase and revenue source

Phase	FY26	FY27	FY28	FY29	FY30	FY31
Construction	5,100	0	0	0	0	0

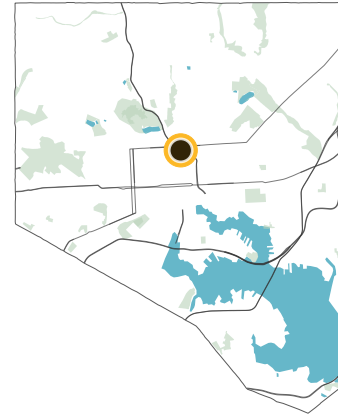
Source	FY26	FY27	FY28	FY29	FY30	FY31
Fed. Grant	5,000	0	0	0	0	0
HUR	100	0	0	0	0	0
Total	\$5,100	\$0	\$0	\$0	\$0	\$0

Estimated costs

	Estimate
Design	500
Construction	6,000
Other	1,000
Total	\$7,500

PRJ001874 923015 Howard St Bridge Replacement

Replace Howard Street Bridge. The bridge sufficiency rating is 31.2 out of 100, meaning the bridge needs to be rehabilitated or replaced. This project is necessary to protect public safety.



Project type

City-Owned Project – State of Good Repair

Cost center

CAP009506 CAP Bridges

Location

Howard Street over I-83, CSX, Amtrak, and MTA

Recommended funding by phase and revenue source

Phase	FY26	FY27	FY28	FY29	FY30	FY31
Construction	0	0	0	0	0	13,800

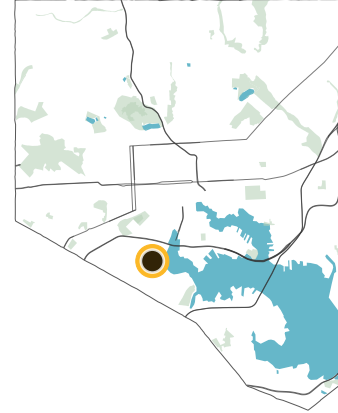
Source	FY26	FY27	FY28	FY29	FY30	FY31
Fed. Grant	0	0	0	0	0	13,800
Total	\$0	\$0	\$0	\$0	\$0	\$13,800

Estimated costs

	Estimate
Design	2,300
Construction	12,350
Other	4,500
Total	\$19,150

PRJ001934 926007 Waterview Avenue Over Ramp to 295 Bridge Replacement

Replace Waterview Avenue Bridge. The bridge sufficiency rating is 53.2 out of 100, meaning the bridge needs to be rehabilitated or replaced in the near future. This project is necessary to protect public safety.



Project type

City-Owned Project – State of Good Repair

Cost center

CAP009506 CAP Bridges

Location

Waterview Avenue over Ramp to 295

Recommended funding by phase and revenue source

Phase	FY26	FY27	FY28	FY29	FY30	FY31
Construction	0	0	0	0	5,388	0

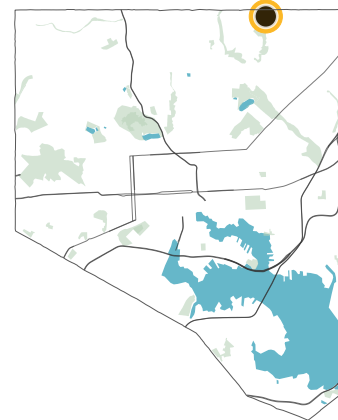
Source	FY26	FY27	FY28	FY29	FY30	FY31
Fed. Grant	0	0	0	0	5,388	0
Total	\$0	\$0	\$0	\$0	\$5,388	\$0

Estimated costs

	Estimate
Design	850
Construction	6,200
Other	800
Total	\$7,850

PRJ002532 910760 506-760 Perring Parkway Ramp Bridge Over Herring Run (BC 3203)

Replace the Perring Parkway Bridge over Herring Run. The bridge sufficiency rating is 35.0 out of 100, meaning the bridge needs to be replaced. This project is necessary to protect public safety.



Project type

City-Owned Project – State of Good Repair

Cost center

CAP009506 CAP Bridges

Location

Perring Parkway Ramp Over Herring Run

Recommended funding by phase and revenue source

Phase	FY26	FY27	FY28	FY29	FY30	FY31
Construction	842	0	0	0	0	0

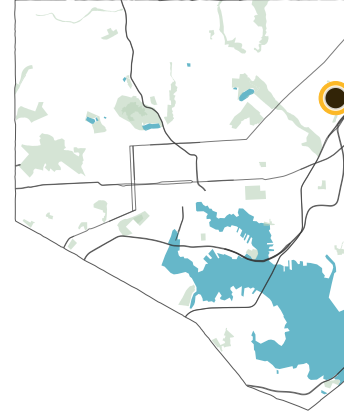
Source	FY26	FY27	FY28	FY29	FY30	FY31
Fed. Grant	842	0	0	0	0	0
Total	\$842	\$0	\$0	\$0	\$0	\$0

Estimated costs

	Estimate
Design	1,000
Construction	6,000
Other	600
Total	\$7,600

PRJ002533 912762 506-762 Radecke Ave Bridge over Moores Run (BC 4405)

Replace the Radecke Ave. and Sinclair Lane (Cedonia Avenue) Bridges over Moores Run. Funding to design and replace the two bridges over Moore’s Run. The bridges are classified in Poor Condition with a bridge sufficiency rating of 82.02 (Sinclair) and 68.5 (Radecke) out of 100. The bridges have deteriorated and require replacement.



Project type

City-Owned Project – State of Good Repair

Cost center

CAP009506 CAP Bridges

Location

Radecke Ave and Sinclair Lane (Cedonia Avenue)
Bridges Over Moores Run

Recommended funding by phase and revenue source

Phase	FY26	FY27	FY28	FY29	FY30	FY31
Construction	0	8,250	0	0	0	0

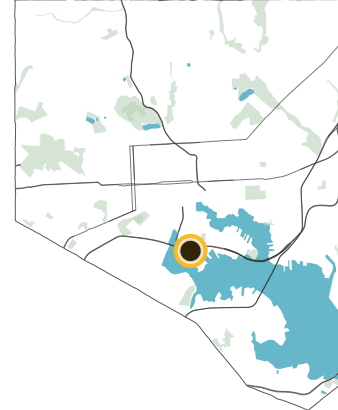
Source	FY26	FY27	FY28	FY29	FY30	FY31
Fed. Grant	0	6,960	0	0	0	0
HUR	0	1,290	0	0	0	0
Total	\$0	\$8,250	\$0	\$0	\$0	\$0

Estimated costs

	Estimate
Design	1,500
Construction	12,000
Other	1,000
Total	\$14,500

PRJ002537 915519 506-519 Hanover Street Bridge Over CSX RR (BC5212)

Rehabilitate the Hanover Street Bridge over the CSX railroad has a BSR of 89.0 out of 100, meaning it has to be rehabilitated to bring it back to good condition.



Project type

City-Owned Project – State of Good Repair

Cost center

CAP009506 CAP Bridges

Location

Hanover Street South of McComas Street

Recommended funding by phase and revenue source

Phase	FY26	FY27	FY28	FY29	FY30	FY31
Construction	0	0	0	0	0	2,294

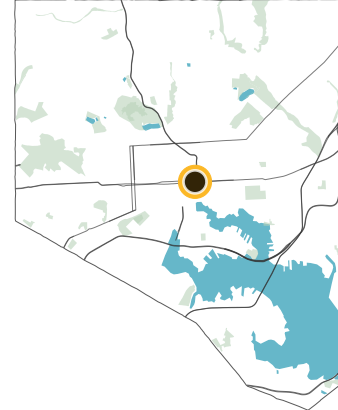
Source	FY26	FY27	FY28	FY29	FY30	FY31
Fed. Grant	0	0	0	0	0	2,294
Total	\$0	\$0	\$0	\$0	\$0	\$2,294

Estimated costs

	Estimate
Design	2,400
Construction	24,500
Other	2,000
Total	\$28,900

PRJ002549 941006 506-006 Orleans Street Bridge (BC 1202) over I-83 and City Streets

Rehabilitation of Orleans Street Bridge. The bridge sufficiency rating (BSR) is 65.3 out of 100, meaning the bridge needs to be rehabilitated to bring back good condition.



Project type

City-Owned Project – State of Good Repair

Cost center

CAP009506 CAP Bridges

Location

Orleans Street over I-83

Recommended funding by phase and revenue source

Phase	FY26	FY27	FY28	FY29	FY30	FY31
Construction	0	0	0	0	0	1,000

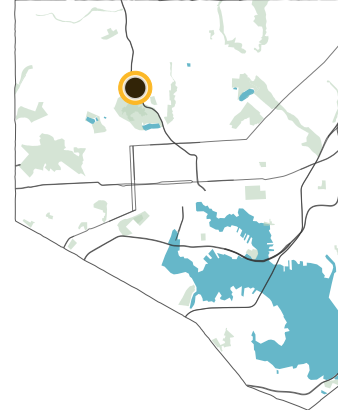
Source	FY26	FY27	FY28	FY29	FY30	FY31
Fed. Grant	0	0	0	0	0	1,000
Total	\$0	\$0	\$0	\$0	\$0	\$1,000

Estimated costs

	Estimate
Design	1,500
Construction	16,000
Other	1,400
Total	\$18,900

PRJ002551 962010 506-010 41st Street (over I-83 and MTA) Bridge Replacement (BC3207)

The bridge sufficiency rating is 48.7 out of 100, meaning the bridge needs to be rehabilitated or replaced in the near future. This project is necessary to protect public safety.



Project type

City-Owned Project – State of Good Repair

Cost center

CAP009506 CAP Bridges

Location

41st Street over I-83 and MTA

Recommended funding by phase and revenue source

Phase	FY26	FY27	FY28	FY29	FY30	FY31
Construction	0	0	0	0	0	12,420

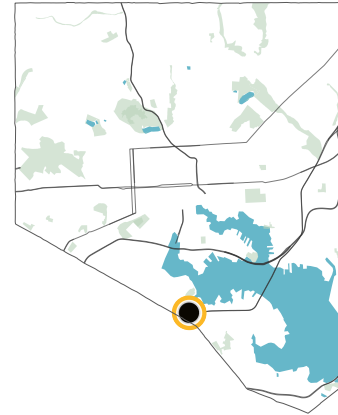
Source	FY26	FY27	FY28	FY29	FY30	FY31
Fed. Grant	0	0	0	0	0	10,920
HUR	0	0	0	0	0	1,500
Total	\$0	\$0	\$0	\$0	\$0	\$12,420

Estimated costs

	Estimate
Design	2,200
Construction	15,000
Other	2,250
Total	\$19,450

PRJ002711 929014 Patapsco Avenue Bridge Rehabilitation

The bridge sufficiency ratings are 42.9 out of 100 for the Eastbound Bridge (BC-5206-3) and 39.2 out of 100 for the Westbound Bridge (BC-5206-4). These bridges have deteriorated and are in need of major work in order to prolong their useful life span.



Project type

City-Owned Project – State of Good Repair

Cost center

CAP009506 CAP Bridges

Location

Patapsco Avenue Bridge over Patapsco River

Recommended funding by phase and revenue source

Phase	FY26	FY27	FY28	FY29	FY30	FY31
Construction	0	0	0	0	8,860	0
Planning/Design	0	40	0	0	0	0

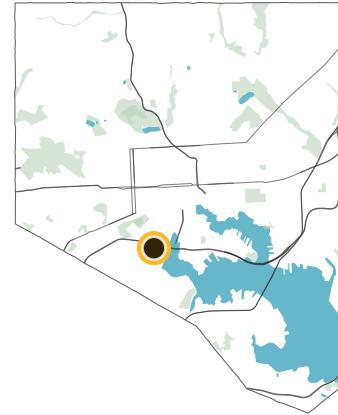
Source	FY26	FY27	FY28	FY29	FY30	FY31
Fed. Grant	0	40	0	0	8,860	0
Total	\$0	\$40	\$0	\$0	\$8,860	\$0

Estimated costs

	Estimate
Design	1,150
Construction	10,000
Other	1,125
Total	\$12,275

PRJ002894 Russell Street Viaduct Over Ostend St and CSX

The bridge sufficiency rating is 63.3 out of 100, meaning it needs to be replaced. The Russell Street Viaduct carries approximately 71,000 vehicles per day, originally built in 1951 & reconstructed in 1981. This project is necessary for public safety. 506-020



Project type

City-Owned Project – State of Good Repair

Cost center

CAP009506 CAP Bridges

Location

Russell Street Viaduct over Ostend Street & CSX

Recommended funding by phase and revenue source

Phase	FY26	FY27	FY28	FY29	FY30	FY31
Construction	0	0	0	0	0	1,000

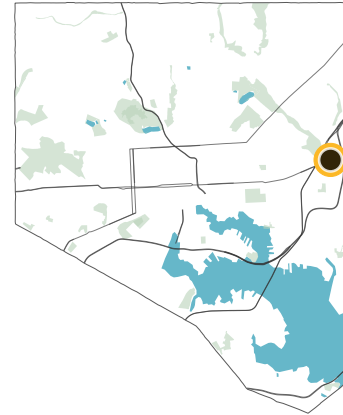
Source	FY26	FY27	FY28	FY29	FY30	FY31
Fed. Grant	0	0	0	0	0	1,000
Total	\$0	\$0	\$0	\$0	\$0	\$1,000

Estimated costs

	Estimate
Design	2,500
Construction	45,000
Other	4,000
Total	\$51,500

PRJ002895 Pulaski Highway Bridge Over Herring Run (BC 4211)

The bridge sufficiency rating is 61.9 out of 100, meaning the bridge needs to be replaced. The Pulaski Highway bridge was originally built in 1921 and reconstructed in 1933. This project is necessary for public safety. 506-021



Project type

City-Owned Project – State of Good Repair

Cost center

CAP009506 CAP Bridges

Location

Pulaski Highway Bridge Over Herring Run

Recommended funding by phase and revenue source

Phase	FY26	FY27	FY28	FY29	FY30	FY31
Planning/Design	0	0	2,000	0	0	0
Construction	0	0	0	0	0	9,600

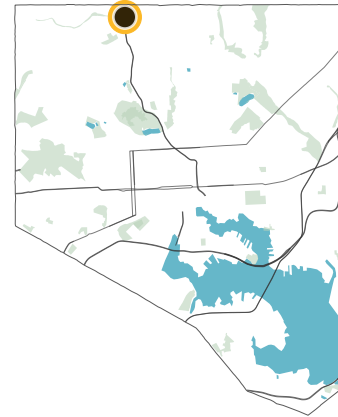
Source	FY26	FY27	FY28	FY29	FY30	FY31
Fed. Grant	0	0	1,600	0	0	9,600
HUR	0	0	400	0	0	0
Total	\$0	\$0	\$2,000	\$0	\$0	\$9,600

Estimated costs

	Estimate
Design	1,500
Construction	12,000
Other	2,000
Total	\$15,500

PRJ002896 Kelly Avenue Bridge Over Jones Falls (BC 3406)

The bridge sufficiency rating is 47.5 out of 100, meaning the bridge needs to be replaced. The Kelly Avenue bridge was originally built in 1925 and reconstructed in 1979. This project is necessary for public safety. 506-023



Project type

City-Owned Project – State of Good Repair

Cost center

CAP009506 CAP Bridges

Location

Kelly Avenue Bridge over Jones Falls

Recommended funding by phase and revenue source

Phase	FY26	FY27	FY28	FY29	FY30	FY31
Construction	0	0	0	0	0	1,000

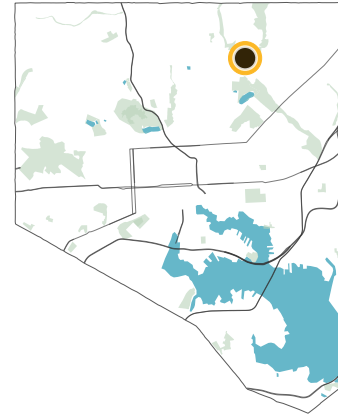
Source	FY26	FY27	FY28	FY29	FY30	FY31
Fed. Grant	0	0	0	0	0	1,000
Total	\$0	\$0	\$0	\$0	\$0	\$1,000

Estimated costs

	Estimate
Design	2,000
Construction	35,500
Other	3,000
Total	\$40,500

PRJ002897 Hillen Road Bridge Over Chinquapin Run (BC 3556)

The bridge sufficiency rating is 80.6 out of 100. The Hillen Road Bridge was originally built in 1900 and reconstructed in 1950 when the roadway was widened. The original structure is over 100 years old and has exceeded its designed lifespan. 506-026



Project type

City-Owned Project – State of Good Repair

Cost center

CAP009506 CAP Bridges

Location

Hillen Road Bridge over Chinquapin Run

Recommended funding by phase and revenue source

Phase	FY26	FY27	FY28	FY29	FY30	FY31
Planning/Design	40	1,360	0	0	0	0
Construction	0	0	0	0	878	2,386
Total	\$40	\$1,360	\$0	\$0	\$878	\$2,386

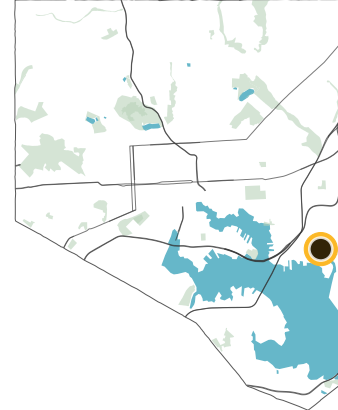
Source	FY26	FY27	FY28	FY29	FY30	FY31
Fed. Grant	0	1,120	0	0	878	2,386
HUR	40	240	0	0	0	0
Total	\$40	\$1,360	\$0	\$0	\$878	\$2,386

Estimated costs

	Estimate
Design	800
Construction	4,000
Other	800
Total	\$5,600

PRJ003099 Keith Avenue Bridge Over Broening Highway (BC4301)

The bridge sufficiency rating is 79.0 out of 100. The Keith Avenue Ramp Bridge was originally built in 1973. The bridge is heavily utilized by commercial vehicles and has deteriorated requiring the need for the structure to be rehabilitated. This project is necessary for public safety.



Project type

City-Owned Project – State of Good Repair

Cost center

CAP009506 CAP Bridges

Location

Keith Avenue Bridge over Broening Highway

Recommended funding by phase and revenue source

Phase	FY26	FY27	FY28	FY29	FY30	FY31
Planning/Design	0	500	0	0	1,000	0
Construction	0	0	0	0	4,000	0

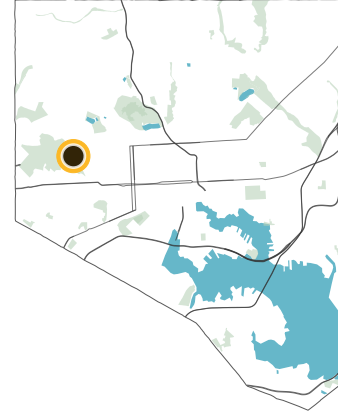
Source	FY26	FY27	FY28	FY29	FY30	FY31
Fed. Grant	0	400	0	0	4,000	0
HUR	0	100	0	0	1,000	0
Total	\$0	\$500	\$0	\$0	\$5,000	\$0

Estimated costs

	Estimate
Design	750
Construction	3,750
Other	750
Total	\$5,250

PRJ003100 Franklinton Road Bridge Over Gwynns Falls (BC2407)

The bridge sufficiency rating is 69.5 out of 100, meaning the bridge needs to be replaced. The Franklinton Road bridge was originally built in 1970. This project is necessary for public safety.



Project type

City-Owned Project – State of Good Repair

Cost center

CAP009506 CAP Bridges

Location

Hillen Road Bridge over Chinquapin Run

Recommended funding by phase and revenue source

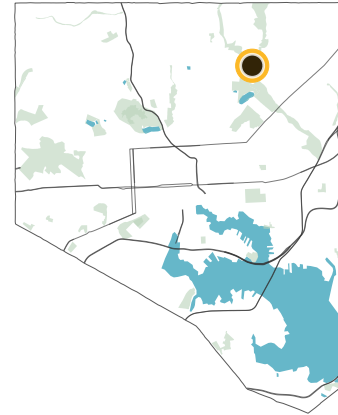
Phase	FY26	FY27	FY28	FY29	FY30	FY31
Planning/Design	1,000	0	0	0	0	0
Source	FY26	FY27	FY28	FY29	FY30	FY31
Fed. Grant	800	0	0	0	0	0
HUR	200	0	0	0	0	0
Total	\$1,000	\$0	\$0	\$0	\$0	\$0

Estimated costs

	Estimate
Design	1,000
Construction	6,000
Other	1,000
Total	\$8,000

PRJ003101 Cold Spring Lane Bridge Over Herring Run (BC3211)

The bridge sufficiency rating is 81.1 out of 100. The Cold Spring Lane bridge was originally built in 1929 and has deteriorated. The original structure is nearly 100 years old and will soon reach its designed lifespan. This project is necessary for public safety.



Project type

City-Owned Project – State of Good Repair

Cost center

CAP009506 CAP Bridges

Location

Cold Spring Lane Bridge over Herring Run

Recommended funding by phase and revenue source

Phase	FY26	FY27	FY28	FY29	FY30	FY31
Planning/Design	0	800	0	0	0	0

Source	FY26	FY27	FY28	FY29	FY30	FY31
Fed. Grant	0	640	0	0	0	0
HUR	0	160	0	0	0	0
Total	\$0	\$800	\$0	\$0	\$0	\$0

Estimated costs

	Estimate
Design	800
Construction	4,000
Other	800
Total	\$5,600

PRJ003139 Annual Urgent Needs Bridge Repairs (506-754)

This is an annual sustaining program for citywide bridge repairs that are unforeseen which require immediate attention.

Project type

City-owned Program – State of Good Repair

Cost center

CAP009506 CAP Bridges

Location

Citywide

Recommended funding by phase and revenue source

Phase	FY26	FY27	FY28	FY29	FY30	FY31
Construction	2,000	1,000	1,000	1,000	1,000	1,000

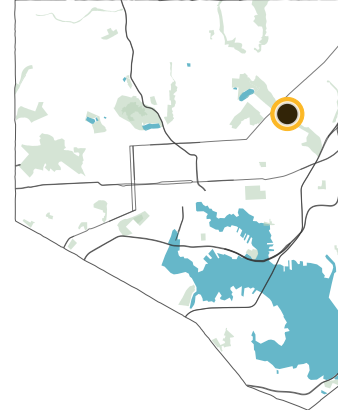
Source	FY26	FY27	FY28	FY29	FY30	FY31
HUR	2,000	1,000	1,000	1,000	1,000	1,000
Total	\$2,000	\$1,000	\$1,000	\$1,000	\$1,000	\$1,000

Estimated costs

	Estimate
Design	—
Construction	6,000
Other	800
Total	\$6,800

PRJ003196 935011 Brehms Lane over Herring Run Bridge Replacement (BC4501)

The bridge sufficiency rating is 46.3 out of 100, meaning the bridge needs to be rehabilitated or replaced in the near future. This project is necessary to protect public safety.



Project type

City-Owned Project – State of Good Repair

Cost center

CAP009506 CAP Bridges

Location

Brehms Lane over Herring Run

Recommended funding by phase and revenue source

Phase	FY26	FY27	FY28	FY29	FY30	FY31
Construction	0	0	0	0	5,750	0

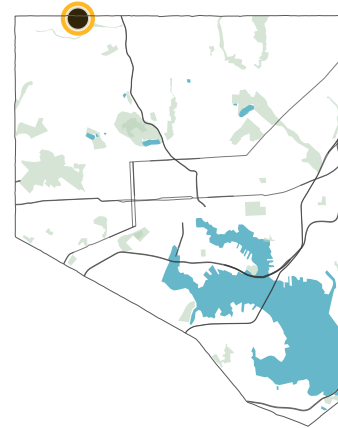
Source	FY26	FY27	FY28	FY29	FY30	FY31
Fed. Grant	0	0	0	0	4,600	0
HUR	0	0	0	0	1,150	0
Total	\$0	\$0	\$0	\$0	\$5,750	\$0

Estimated costs

	Estimate
Design	750
Construction	5,000
Other	750
Total	\$6,500

PRJ003300 Green Meadow Parkway Pedestrian Bridge

A new pedestrian bridge has been requested by the community in order to facilitate easier access to their nearby religious institutions.



Project type

City-Owned Project – New Asset

Cost center

CAP009506 CAP Bridges

Location

Near Baythorne Rd. and Green Meadow Pkwy.

Recommended funding by phase and revenue source

Phase	FY26	FY27	FY28	FY29	FY30	FY31
Construction	1,500	0	0	0	0	0

Source	FY26	FY27	FY28	FY29	FY30	FY31
HUR	1,500	0	0	0	0	0
Total	\$1,500	\$0	\$0	\$0	\$0	\$0

Estimated costs

	Estimate
Design	500
Construction	1,300
Other	200
Total	\$2,000

PRJ003508 Comprehensive Transportation Planning Studies

Establish a dedicated fund for consultant support and matching funds for state and federal grants

Project type

City-Owned Project – Modernization

Cost center

CAP009527 CAP Development Agencies Program

Location

Citywide

Recommended funding by phase and revenue source

Phase	FY26	FY27	FY28	FY29	FY30	FY31
Planning/Design	750	0	0	0	0	0

Source	FY26	FY27	FY28	FY29	FY30	FY31
HUR	750	0	0	0	0	0
Total	\$750	\$0	\$0	\$0	\$0	\$0

Estimated costs

	Estimate
Design	750
Construction	—
Other	—
Total	\$750

PRJ003509 15-Minute City Framework Plan

Undertake development of a planning framework for multimodal transportation, land use, and housing with the goal of reducing car dependence and expanding transit oriented development in Baltimore. This project will be conducted in partnership with the Department of Planning, Housing and Community Development, and MTA. It allow Baltimore to eventually become a city that is known for being able to conveniently reach most daily needs within 15 minutes without a car.

Project type

City-Owned Project – Modernization

Cost center

CAP009527 CAP Development Agencies Program

Location

Citywide

Recommended funding by phase and revenue source

Phase	FY26	FY27	FY28	FY29	FY30	FY31
Planning/Design	400	0	0	0	0	0

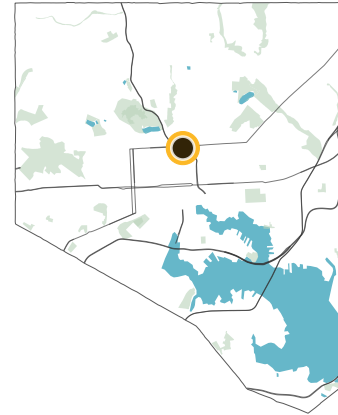
Source	FY26	FY27	FY28	FY29	FY30	FY31
HUR	400	0	0	0	0	0
Total	\$400	\$0	\$0	\$0	\$0	\$0

Estimated costs

	Estimate
Design	400
Construction	—
Other	—
Total	\$400

PRJ003511 Jones Falls Gateway - GRANT

Complete design for a half-mile long segment of the Jones Falls Trail on the south side of Falls Rd along with a planted separator and street lighting.



Project type

City-Owned Project – Modernization

Cost center

CAP009527 CAP Development Agencies Program

Location

Falls Rd. and Lanvale St. (from CSX Underpass to N. Charles St.)

Recommended funding by phase and revenue source

Phase	FY26	FY27	FY28	FY29	FY30	FY31
Construction	498	0	0	0	0	0

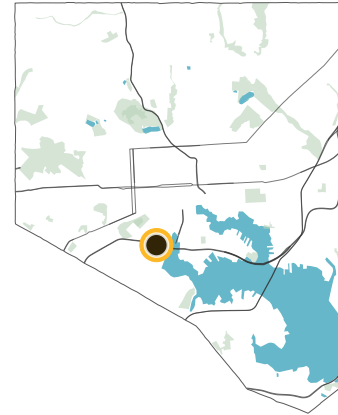
Source	FY26	FY27	FY28	FY29	FY30	FY31
State Grant	498	0	0	0	0	0
Total	\$498	\$0	\$0	\$0	\$0	\$0

Estimated costs

	Estimate
Design	500
Construction	6,000
Other	—
Total	\$6,500

PRJ001097 907850 Replace Russell and Monroe Bridge Ramp

Replace the Russell Street bridge (BSR 25.0) & Monroe Street ramp (BSR 47.8) over CSX tracks. The bridge and ramp replacement will be able to accommodate CSX vertical clearance requirements.



Project type

City-Owned Project – State of Good Repair

Cost center

CAP009514 CAP Street Resurfacing

Location

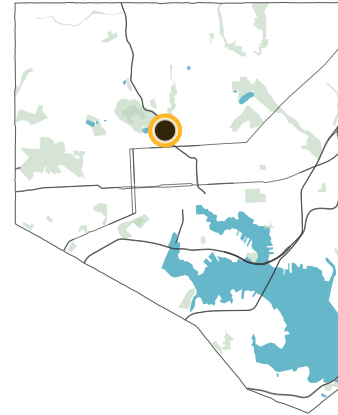
Russell and Monroe St. Ramp

Recommended funding by phase and revenue source

Phase	FY26	FY27	FY28	FY29	FY30	FY31
Construction	4,000	0	0	0	0	0
Source	FY26	FY27	FY28	FY29	FY30	FY31
Fed. Grant	3,000	0	0	0	0	0
State Grant	1,000	0	0	0	0	0
Total	\$4,000	\$0	\$0	\$0	\$0	\$0

PRJ002192 914146 Big Jump Conversion/Druid Park

Maintain walking & biking access via a shared use corridor on Druid Park Lake Drive & W. 28th Street Bridge by replacing existing water filled barriers with semi-permanent solution. Design & implementation will be led by Big Jump evaluation results.



Project type

City-Owned Project – Modernization

Cost center

CAP009514 CAP Street Resurfacing

Location

Druid Park Lake Drive (from McCulloh St. to Sisson St.)

Recommended funding by phase and revenue source

Phase	FY26	FY27	FY28	FY29	FY30	FY31
Construction	300	0	0	0	0	0

Source	FY26	FY27	FY28	FY29	FY30	FY31
HUR	300	0	0	0	0	0
Total	\$300	\$0	\$0	\$0	\$0	\$0

Estimated costs

	Estimate
Design	—
Construction	600
Other	—
Total	\$600

PRJ003110 Resurfacing JOC - Urgent Needs (514-002)

Resurfacing of streets due to unforeseen infrastructure emergencies and failures

Project type

City-owned Program – State of Good Repair

Cost center

CAP009514 CAP Street Resurfacing

Location

Citywide

Recommended funding by phase and revenue source

Phase	FY26	FY27	FY28	FY29	FY30	FY31
Construction	4,500	5,000	1,500	1,000	1,000	1,000
Source	FY26	FY27	FY28	FY29	FY30	FY31
HUR	4,500	5,000	1,500	1,000	1,000	1,000
Total	\$4,500	\$5,000	\$1,500	\$1,000	\$1,000	\$1,000

PRJ003125 Resurfacing Northwest (514-214)

Replace existing asphalt surfaces. It may also include base repairs, minor curb repairs, and other isolated roadway appurtenance modifications.

Project type

City-owned Program – State of Good Repair

Cost center

CAP009514 CAP Street Resurfacing

Location

Northwest Sector

Recommended funding by phase and revenue source

Phase	FY26	FY27	FY28	FY29	FY30	FY31
Construction	7,800	7,250	1,750	1,000	1,000	1,000
Unspecified	1,250	0	0	0	0	0

Source	FY26	FY27	FY28	FY29	FY30	FY31
HUR	7,800	7,250	1,750	1,000	1,000	1,000
PAYGO	1,250	0	0	0	0	0
Total	\$9,050	\$7,250	\$1,750	\$1,000	\$1,000	\$1,000

Optimal program funding level

\$24,000K

PRJ003126 Resurfacing Southwest (514-215)

Replace existing asphalt surfaces. It may also include base repairs, minor curb repairs, and other isolated roadway appurtenance modifications.

Project type

City-owned Program – State of Good Repair

Cost center

CAP009514 CAP Street Resurfacing

Location

Southwest Sector

Recommended funding by phase and revenue source

Phase	FY26	FY27	FY28	FY29	FY30	FY31
Construction	7,800	7,250	1,750	1,000	1,000	1,000
Unspecified	1,250	0	0	0	0	0

Source	FY26	FY27	FY28	FY29	FY30	FY31
HUR	7,800	7,250	1,750	1,000	1,000	1,000
PAYGO	1,250	0	0	0	0	0
Total	\$9,050	\$7,250	\$1,750	\$1,000	\$1,000	\$1,000

Optimal program funding level

\$24,000K

PRJ003128 Resurfacing Northeast (514-846)

Replace existing asphalt surfaces. It may also include base repairs, minor curb repairs, and other isolated roadway appurtenance modifications.

Project type

City-owned Program – State of Good Repair

Cost center

CAP009514 CAP Street Resurfacing

Location

Northeast Sector

Recommended funding by phase and revenue source

Phase	FY26	FY27	FY28	FY29	FY30	FY31
Construction	7,800	7,250	1,750	1,000	1,000	1,000
Unspecified	1,250	0	0	0	0	0

Source	FY26	FY27	FY28	FY29	FY30	FY31
HUR	7,800	7,250	1,750	1,000	1,000	1,000
PAYGO	1,250	0	0	0	0	0
Total	\$9,050	\$7,250	\$1,750	\$1,000	\$1,000	\$1,000

Optimal program funding level

\$24,000K

PRJ003129 Resurfacing Southeast (514-216)

Replace existing asphalt surfaces. It may also include base repairs, minor curb repairs, and other isolated roadway appurtenance modifications.

Project type

City-owned Program – State of Good Repair

Cost center

CAP009514 CAP Street Resurfacing

Location

Southeast Sector

Recommended funding by phase and revenue source

Phase	FY26	FY27	FY28	FY29	FY30	FY31
Construction	7,800	7,250	1,750	1,000	1,000	1,000
Unspecified	1,250	0	0	0	0	0

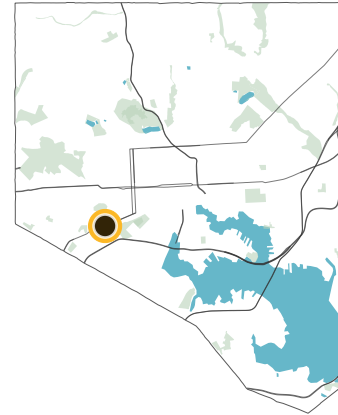
Source	FY26	FY27	FY28	FY29	FY30	FY31
HUR	7,800	7,250	1,750	1,000	1,000	1,000
PAYGO	1,250	0	0	0	0	0
Total	\$9,050	\$7,250	\$1,750	\$1,000	\$1,000	\$1,000

Optimal program funding level

\$24,000K

PRJ000223 902326 TR12309 Wilkens Ave Bridge Over Gwynns

Replace the Wilkens Avenue Bridge. The bridge sufficiency rating is 43.7 out of 100, meaning the bridge needs to be replaced. The Wilkens Avenue was built in 1950 and has deteriorated beyond repair. This project is necessary for public safety.



Project type

City-Owned Project – State of Good Repair

Cost center

CAP009508 CAP Streets and Highways

Location

Wilkens Avenue Bridge over Gwynns Falls

Recommended funding by phase and revenue source

Phase	FY26	FY27	FY28	FY29	FY30	FY31
Construction	2,000	0	0	0	0	0

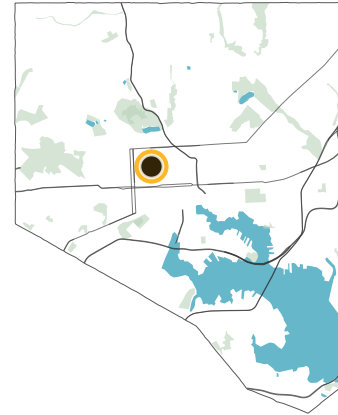
Source	FY26	FY27	FY28	FY29	FY30	FY31
Fed. Grant	2,000	0	0	0	0	0
Total	\$2,000	\$0	\$0	\$0	\$0	\$0

Estimated costs

	Estimate
Design	870
Construction	12,000
Other	2,000
Total	\$14,870

PRJ001236 909051 N. Fremont and Lafayette TR19304

Rehabilitate N. Fremont Avenue, including new sidewalks, curb and gutters, ADA compliant ramps and driveways for pedestrian and traffic safety, signal reconstruction, drainage improvements, and compliance with applicable complete street elements.



Project type

City-Owned Project – Modernization

Cost center

CAP009508 CAP Streets and Highways

Location

N. Fremont Avenue (from W. Lafayette Ave. to Presstman St.)

Recommended funding by phase and revenue source

Phase	FY26	FY27	FY28	FY29	FY30	FY31
Construction	735	0	0	0	0	0

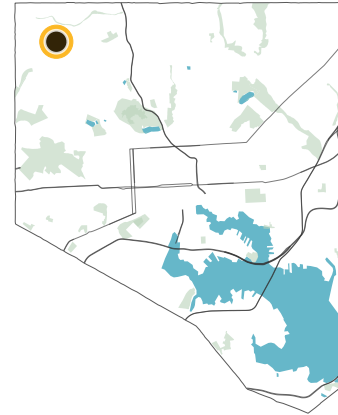
Source	FY26	FY27	FY28	FY29	FY30	FY31
Fed. Grant	588	0	0	0	0	0
HUR	147	0	0	0	0	0
Total	\$735	\$0	\$0	\$0	\$0	\$0

Estimated costs

	Estimate
Design	1,035
Construction	5,500
Other	1,365
Total	\$7,900

PRJ001436 911048 Park Heights, Rogers, and Strath TR19303

Rehabilitate roadway to include ADA sidewalk upgrades, curb & gutter, street and pedestrian lighting, traffic signal reconstruction, drainage improvements, landscaping, hardscaping, signing and pavement marking improvements.



Project type

City-Owned Project – Modernization

Cost center

CAP009508 CAP Streets and Highways

Location

Park Heights Avenue (from W. Rogers Ave. to W. Strathmore Ave.)

Recommended funding by phase and revenue source

Phase	FY26	FY27	FY28	FY29	FY30	FY31
Construction	1,644	0	0	0	0	0

Source	FY26	FY27	FY28	FY29	FY30	FY31
Fed. Grant	1,315	0	0	0	0	0
HUR	329	0	0	0	0	0
Total	\$1,644	\$0	\$0	\$0	\$0	\$0

Estimated costs

	Estimate
Design	1,257
Construction	10,956
Other	2,742
Total	\$14,955

PRJ001515 912047 25th St and Greenmt and Kirk TR19302

Rehabilitate the roadway and improve pedestrian access along 25th Street from Greenmount Avenue to Kirk Avenue.

Project type

City-Owned Project – State of Good Repair

Cost center

CAP009508 CAP Streets and Highways

Location

E. 25th Street (from Greenmount Ave. to Kirk Ave.)

Recommended funding by phase and revenue source

Phase	FY26	FY27	FY28	FY29	FY30	FY31
Construction	875	0	0	0	0	0

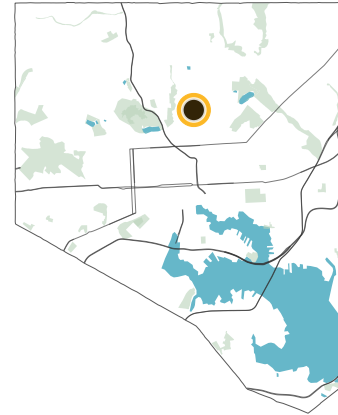
Source	FY26	FY27	FY28	FY29	FY30	FY31
Fed. Grant	700	0	0	0	0	0
HUR	175	0	0	0	0	0
Total	\$875	\$0	\$0	\$0	\$0	\$0

Estimated costs

	Estimate
Design	1,248
Construction	8,752
Other	3,567
Total	\$13,567

PRJ002178 905148 Bikeways Greensway Trails Nort

Design and construction of the Baltimore Greenway Trail - Northern Segment, a 6.3-mile trail/shared-use path between the Gwynns Falls Trail / Leakin Park to the Herring Run Trail/Lake Montebello.



Project type

City-Owned Project – New Asset

Cost center

CAP009508 CAP Streets and Highways

Location

Northern Sections of Greenway Trails (Gwynns Falls/Leakin Park to Herring Run Park)

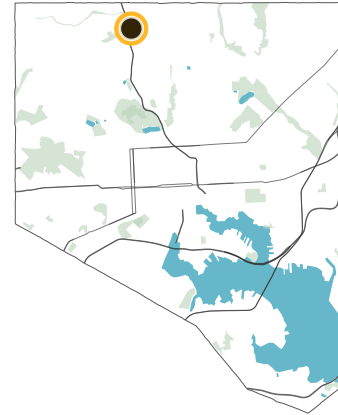
Recommended funding by phase and revenue source

Phase	FY26	FY27	FY28	FY29	FY30	FY31
Planning/Design	5,000	0	0	0	0	0
Construction	0	13,500	0	0	0	0

Source	FY26	FY27	FY28	FY29	FY30	FY31
Fed. Grant	2,400	10,800	0	0	0	0
HUR	600	2,700	0	0	0	0
State Grant	2,000	0	0	0	0	0
Total	\$5,000	\$13,500	\$0	\$0	\$0	\$0

PRJ002521 907156 508-156 Falls Road at Northern Parkway

Investigate and complete preliminary design to remove a vehicle traffic lane and install of a bicycle trail/multiuse path to connect Cold Spring Lane to Northern Parkway following recommendation from the Falls Road and Northern Parkway Study completed in 2020.



Project type

City-Owned Project – Modernization

Cost center

CAP009508 CAP Streets and Highways

Location

Falls Road intersection with W. Northern Parkway

Recommended funding by phase and revenue source

Phase	FY26	FY27	FY28	FY29	FY30	FY31
Planning/Design	300	0	1,000	0	0	0
Construction	0	0	4,000	0	0	0

Source	FY26	FY27	FY28	FY29	FY30	FY31
Fed. Grant	0	0	4,000	0	0	0
HUR	300	0	1,000	0	0	0
Total	\$300	\$0	\$5,000	\$0	\$0	\$0

Estimated costs

	Estimate
Design	175
Construction	—
Other	25
Total	\$200

**PRJ002522 906157 508-157 Frederick Avenue ADA Upgrades
(Brunswick to S. Pulaksi)**

Upgrade ADA pedestrian facilities including curb ramps, sidewalks, removal of obstructions, and upgrades to pedestrian signals to provide compliant ADA access from the neighborhood to the Westside Shopping Center and to the transit transfer stops along Frederick Ave.

Project type

City-Owned Project – Modernization

Cost center

CAP009508 CAP Streets and Highways

Location

Frederick Ave between Brunswick St and S. Pulaski St

Recommended funding by phase and revenue source

Phase	FY26	FY27	FY28	FY29	FY30	FY31
Construction	0	0	0	12,750	0	0
Planning/Design	500	0	0	0	0	0

Source	FY26	FY27	FY28	FY29	FY30	FY31
Fed. Grant	400	0	0	10,200	0	0
HUR	100	0	0	2,550	0	0
Total	\$500	\$0	\$0	\$12,750	\$0	\$0

Estimated costs

	Estimate
Design	1,500
Construction	11,000
Other	1,200
Total	\$13,700

PRJ002526 Neighborhood Traffic Calming (508-151)

Design and implement traffic calming in neighborhoods proactively identified as having higher-than-average crashes on local roads compared to other neighborhoods around the City.

Project type

City-owned Program – Modernization

Cost center

CAP009508 CAP Streets and Highways

Location

Citywide

Recommended funding by phase and revenue source

Phase	FY26	FY27	FY28	FY29	FY30	FY31
Construction	1,340	1,500	1,130	1,320	950	700
Unspecified	1,000	0	0	0	0	0

Source	FY26	FY27	FY28	FY29	FY30	FY31
HUR	1,340	1,500	1,130	1,320	950	700
PAYGO	1,000	0	0	0	0	0
Total	\$2,340	\$1,500	\$1,130	\$1,320	\$950	\$700

PRJ002529 909122 508-122 Martin Luther King, Jr. Boulevard Sidepath

Design and construct 1.45-mile sidepath on the west side of sidewalk, per the Separated Bike Lane Network plan.

Project type

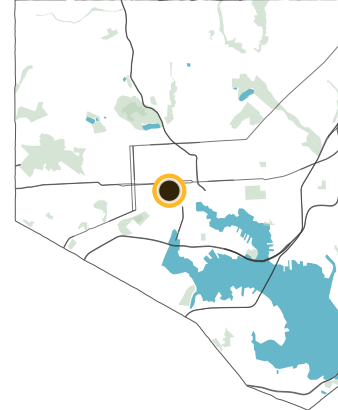
City-Owned Project – Modernization

Cost center

CAP009508 CAP Streets and Highways

Location

Martin Luther King Jr. Blvd. from Eutaw Pl. to Russell St.



Recommended funding by phase and revenue source

Phase	FY26	FY27	FY28	FY29	FY30	FY31
Construction	521	0	0	0	0	0

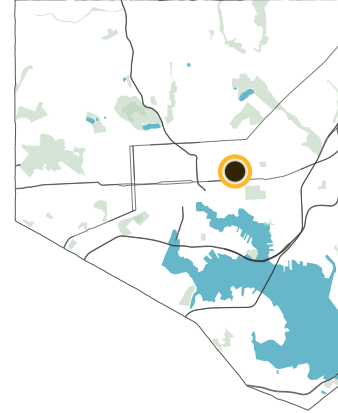
Source	FY26	FY27	FY28	FY29	FY30	FY31
State Grant	521	0	0	0	0	0
Total	\$521	\$0	\$0	\$0	\$0	\$0

Estimated costs

	Estimate
Design	—
Construction	2,700
Other	—
Total	\$2,700

PRJ002536 915131 508-131 Wolfe or Washington Street Bike Facility

Design and construct a 2.2 mile protected cycle-track on Washington Street and traffic calming on Wolfe Street. This project will advance the existing 30% designs for these streets, with revisions as needed, informed by MDOT and community feedback.



Project type

City-Owned Project – Modernization

Cost center

CAP009508 CAP Streets and Highways

Location

Wolfe Street and Washington Street

Recommended funding by phase and revenue source

Phase	FY26	FY27	FY28	FY29	FY30	FY31
Construction	4,600	0	0	0	0	0

Source	FY26	FY27	FY28	FY29	FY30	FY31
Fed. Grant	4,140	0	0	0	0	0
HUR	460	0	0	0	0	0
Total	\$4,600	\$0	\$0	\$0	\$0	\$0

Estimated costs

	Estimate
Design	1,000
Construction	4,400
Other	—
Total	\$5,400

PRJ002901 Greenway Middle Branch Network Phase 2

Construct a 0.8-mile trail as part of the greenway loop for pedestrians and cyclists. 508-126

Project type

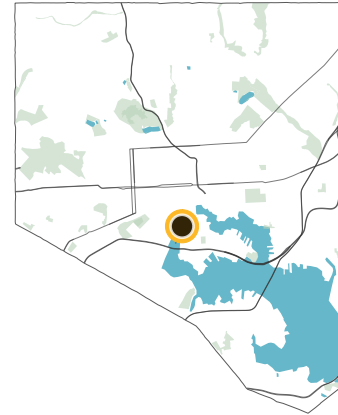
City-Owned Project — New Asset

Cost center

CAP009508 CAP Streets and Highways

Location

Alluvion St. to Light St.



Recommended funding by phase and revenue source

Phase	FY26	FY27	FY28	FY29	FY30	FY31
Construction	758	0	0	0	0	0

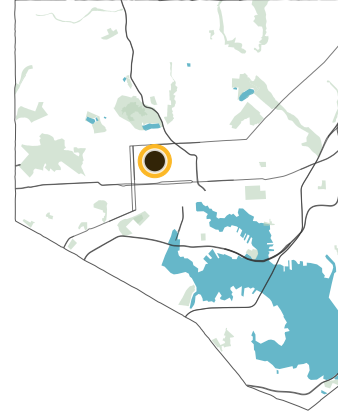
Source	FY26	FY27	FY28	FY29	FY30	FY31
Fed. Grant	758	0	0	0	0	0
Total	\$758	\$0	\$0	\$0	\$0	\$0

Estimated costs

	Estimate
Design	—
Construction	2,001
Other	—
Total	\$2,001

PRJ002902 Pennsylvania Avenue Corridor Improvements (North Avenue to MLK Blvd)

Roadway rehabilitation, new sidewalks, curb & gutter, ADA ramps & driveways, and traffic safety. To promote a true Main Street corridor, walkability is essential. Improvements will increase public safety & enhance a place to shop, live, and play. 508-143



Project type

City-Owned Project – Modernization

Cost center

CAP009508 CAP Streets and Highways

Location

Pennsylvania Avenue from MLK Blvd. to W. North Ave.

Recommended funding by phase and revenue source

Phase	FY26	FY27	FY28	FY29	FY30	FY31
Planning/Design	500	0	0	0	0	0
Construction	0	0	11,040	0	0	0

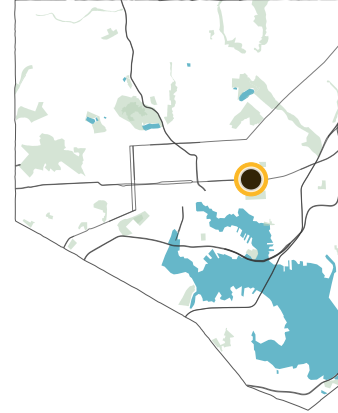
Source	FY26	FY27	FY28	FY29	FY30	FY31
Fed. Grant	0	0	11,040	0	0	0
HUR	500	0	0	0	0	0
Total	\$500	\$0	\$11,040	\$0	\$0	\$0

Estimated costs

	Estimate
Design	1,000
Construction	12,500
Other	2,500
Total	\$16,000

PRJ002903 Orleans Street Rehabilitation (N Washington St to N Ellwood Ave)

Improve safety and functionality of this important arterial gateway for all users. Rehabilitate the pavement surface, consider reassigning road width to bicyclists, parking, or widened sidewalk. Ensure ADA compliance with ramps and traffic signals. Draining improvements may include improved and additional inlets as well as new pipes. Other potential improvements such as tree wells, signing and pavement marking improvements. Span wire signals may be converted to mast arms. 508-144



Project type

City-Owned Project – Modernization

Cost center

CAP009508 CAP Streets and Highways

Location

Orleans Street from N. Washington St. to Ellwood Ave.

Recommended funding by phase and revenue source

Phase	FY26	FY27	FY28	FY29	FY30	FY31
Planning/Design	500	0	3,620	0	0	0
Construction	0	0	13,980	0	0	0
Source	FY26	FY27	FY28	FY29	FY30	FY31
Fed. Grant	0	0	13,980	0	0	0
HUR	500	0	3,620	0	0	0
Total	\$500	\$0	\$17,600	\$0	\$0	\$0

Estimated costs

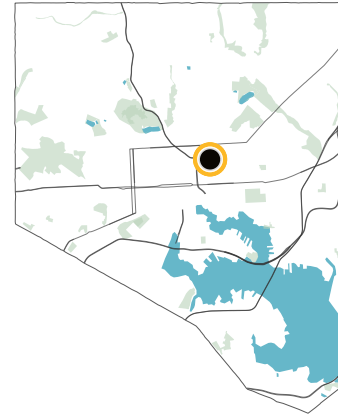
	Estimate
Design	2,500

DEPARTMENT OF TRANSPORTATION

	Estimate
Construction	9,000
Other	1,715
Total	\$13,215

PRJ002904 Johnston Square Improvements

Roadway Rehabilitation, Curb & gutter, ADA complaint ramps, driveways, sidewalks. Signal replacement, new pedestrian lighting, new tree pits, pedestrian safety improvements, improving traffic pattern, on street cycle track, parking, complete streets. 508-145



Project type

City-Owned Project – Modernization

Cost center

CAP009508 CAP Streets and Highways

Location

E. Preston St. and E. Biddle St. (from Fallsway to N. Eden St.)

Recommended funding by phase and revenue source

Phase	FY26	FY27	FY28	FY29	FY30	FY31
Planning/Design	660	0	0	0	0	0
Construction	0	0	8,725	2,067	0	0

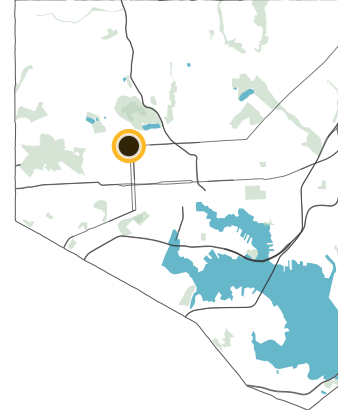
Source	FY26	FY27	FY28	FY29	FY30	FY31
Fed. Grant	0	0	8,725	2,067	0	0
HUR	660	0	0	0	0	0
Total	\$660	\$0	\$8,725	\$2,067	\$0	\$0

Estimated costs

	Estimate
Design	2,270
Construction	11,800
Other	4,130
Total	\$18,200

PRJ002905 W North Avenue Pedestrian Safety Improvements (Mt Royal Ave to Hilton St)

Roadway Rehabilitation, Curb & gutter, ADA complaint ramps, driveways, sidewalks. Signal replacement, new pedestrian lighting, new tree pits, pedestrian safety improvements, improving traffic pattern, on street cycle track, parking, complete streets. 508-162



Project type

City-Owned Project – State of Good Repair

Cost center

CAP009508 CAP Streets and Highways

Location

W. North Avenue (W. Mount Royal Ave. to N. Hilton St.)

Recommended funding by phase and revenue source

Phase	FY26	FY27	FY28	FY29	FY30	FY31
Planning/Design	410	0	0	0	0	0
Construction	0	0	0	12,010	0	0

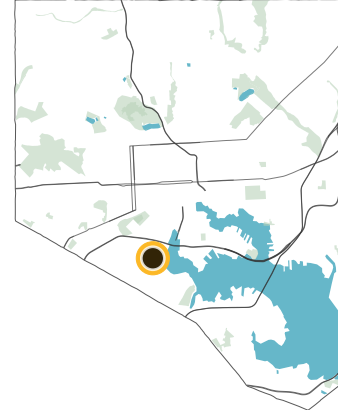
Source	FY26	FY27	FY28	FY29	FY30	FY31
Fed. Grant	0	0	0	11,090	0	0
HUR	410	0	0	920	0	0
Total	\$410	\$0	\$0	\$12,010	\$0	\$0

Estimated costs

	Estimate
Design	1,000
Construction	8,000
Other	2,000
Total	\$11,000

PRJ002906 Russell Street Rehabilitation from Russell Street Viaduct to City Line

Rehabilitation of concrete pavement of Russell Street from Russell St Viaduct to Waterview Avenue (aprox 0.25 mile road) and rehabilitation of asphalt pavement of Russell Street from Waterview Avenue to City Line (aprox 1.1 mile road). Russell Street is major gateway to city of Baltimore. The projects includes curb and gutter repairs, replacement, LED street light upgrades, drainage improvements, inlet cleaning, new signs, new pavements markings. 508-164



Project type

City-Owned Project – State of Good Repair

Cost center

CAP009508 CAP Streets and Highways

Location

Russell Street from Russell Street Viaduct to City Line

Recommended funding by phase and revenue source

Phase	FY26	FY27	FY28	FY29	FY30	FY31
Construction	5,550	0	0	0	0	0

Source	FY26	FY27	FY28	FY29	FY30	FY31
Fed. Grant	4,440	0	0	0	0	0
HUR	1,110	0	0	0	0	0
Total	\$5,550	\$0	\$0	\$0	\$0	\$0

Estimated costs

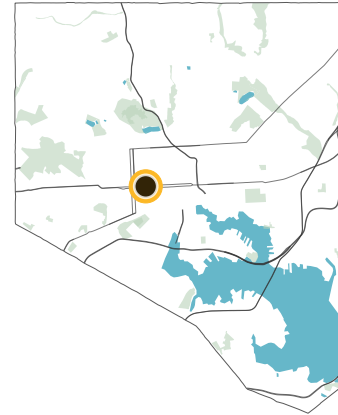
	Estimate
Design	250
Construction	4,038

DEPARTMENT OF TRANSPORTATION

	Estimate
Other	1,212
Total	\$5,500

PRJ002909 West Baltimore United

Plan for deconstruction and redevelopment of the US 40 Highway to Nowhere to support economic development, community cohesion, and complete streets. 508-170



Project type

City-Owned Project – Modernization

Cost center

CAP009508 CAP Streets and Highways

Location

Franklin and Mulberry (N/S), West Baltimore
MARC and MLK Blvd (E/W)

Recommended funding by phase and revenue source

Phase	FY26	FY27	FY28	FY29	FY30	FY31
Planning/Design	700	97,184	12,184	7,466	7,466	0

Source	FY26	FY27	FY28	FY29	FY30	FY31
Fed. Grant	0	85,000	0	0	0	0
PAYGO	700	12,184	12,184	7,466	7,466	0
Total	\$700	\$97,184	\$12,184	\$7,466	\$7,466	\$0

PRJ002910 Oldtown Mall Improvements

Study and design for improvements to Oldtown Mall.
508-173

Project type

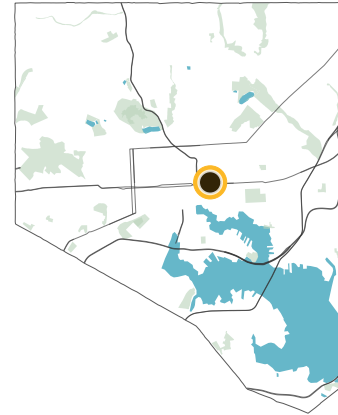
City-Owned Project – Modernization

Cost center

CAP009508 CAP Streets and Highways

Location

Old Town Mall from Aisquith St. to Mott St.



Recommended funding by phase and revenue source

Phase	FY26	FY27	FY28	FY29	FY30	FY31
Planning/Design	200	0	0	0	0	0

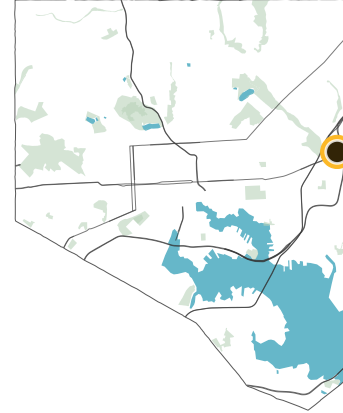
Source	FY26	FY27	FY28	FY29	FY30	FY31
HUR	200	0	0	0	0	0
Total	\$200	\$0	\$0	\$0	\$0	\$0

Estimated costs

	Estimate
Design	250
Construction	4,750
Other	—
Total	\$5,000

PRJ002911 Moravia Road Ramp E Bridge over Pulaski Highway (BC 4105)

The bridge sufficiency rating is 64.5 out of 100, meaning the bridge needs to be rehabilitated to bring it back to good condition. This project is necessary for public safety. 508-184



Project type

City-Owned Project – State of Good Repair

Cost center

CAP009508 CAP Streets and Highways

Location

Moravia Road Ramp E over Pulaski Highway

Recommended funding by phase and revenue source

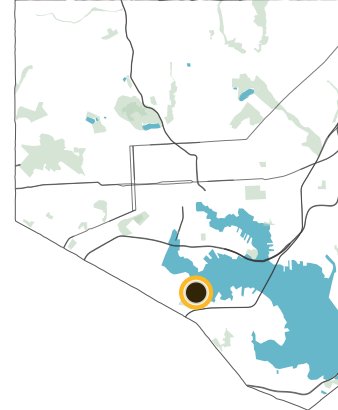
Phase	FY26	FY27	FY28	FY29	FY30	FY31
Construction	3,400	600	0	0	0	0
Source	FY26	FY27	FY28	FY29	FY30	FY31
Fed. Grant	3,400	0	0	0	0	0
HUR	0	600	0	0	0	0
Total	\$3,400	\$600	\$0	\$0	\$0	\$0

Estimated costs

	Estimate
Design	750
Construction	5,000
Other	750
Total	\$6,500

PRJ002913 Hanover Street Corridor and Vietnam Veterans Memorial Bridge NEPA Study

Advance concept planning studies for multi-modal transportation improvements to a 30% Design, full environmental review, and stakeholder coordination in compliance with the NEPA process. 509-007



Project type

City-Owned Project – State of Good Repair

Cost center

CAP009508 CAP Streets and Highways

Location

Hanover/Potee Streets (MD 2) from Patapsco Avenue to Wells Street

Recommended funding by phase and revenue source

Phase	FY26	FY27	FY28	FY29	FY30	FY31
Planning/Design	15,500	0	0	0	0	0

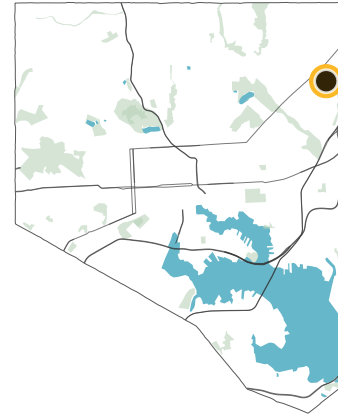
Source	FY26	FY27	FY28	FY29	FY30	FY31
State Grant	15,500	0	0	0	0	0
Total	\$15,500	\$0	\$0	\$0	\$0	\$0

Estimated costs

	Estimate
Design	5
Construction	—
Other	—
Total	\$5

PRJ003091 Hamilton Avenue Streetscape

Design and construct a new streetscape for Hamilton Avenue that slows vehicle traffic, accommodates parking needs for the newly renovated Gardenville Recreation Center, and provides ADA-accessible walking routes between the Gardenville Recreation Center and nearby bus stops.



Project type

City-Owned Project – New Asset

Cost center

CAP009508 CAP Streets and Highways

Location

Hamilton Avenue (Belair Rd. to Cedonia Ave.)

Recommended funding by phase and revenue source

Phase	FY26	FY27	FY28	FY29	FY30	FY31
Construction	96	0	0	0	0	0

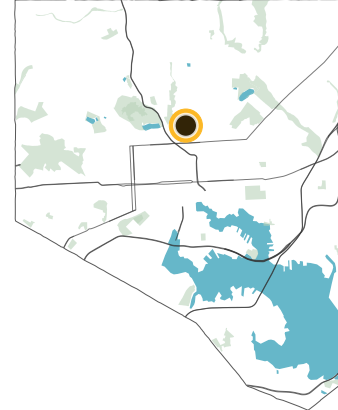
Source	FY26	FY27	FY28	FY29	FY30	FY31
State Grant	96	0	0	0	0	0
Total	\$96	\$0	\$0	\$0	\$0	\$0

Estimated costs

	Estimate
Design	230
Construction	870
Other	—
Total	\$1,100

PRJ003096 25th Street/Huntingdon Avenue Rehabilitation - Greenmount Ave to 29th St

Rehabilitate the roadway and improve pedestrian access along 25th Street & Huntingdon Avenue from Greenmount Avenue to 29th Street



Project type

City-Owned Project – Modernization

Cost center

CAP009508 CAP Streets and Highways

Location

Huntingdon Ave. (W. 29th to W. 25th St.) and 25th St. (Huntingdon Ave. to Greenmount Ave.)

Recommended funding by phase and revenue source

Phase	FY26	FY27	FY28	FY29	FY30	FY31
Planning/Design	1,836	0	0	0	0	0
Construction	0	0	0	0	13,357	0

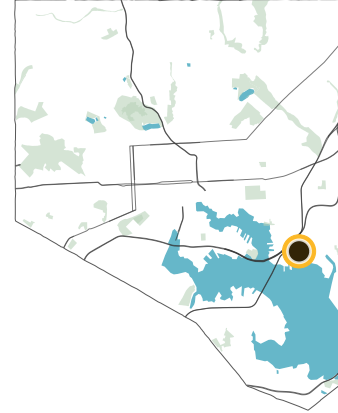
Source	FY26	FY27	FY28	FY29	FY30	FY31
Fed. Grant	1,469	0	0	0	13,357	0
HUR	367	0	0	0	0	0
Total	\$1,836	\$0	\$0	\$0	\$13,357	\$0

Estimated costs

	Estimate
Design	2,960
Construction	12,274
Other	3,685
Total	\$18,919

PRJ003097 Keith Avenue Rehabilitation from Broening Highway to S Clinton Street

Rehabilitation of Keith Avenue concrete road from S. Clinton St to Broening Hwy. This is a freight route improvement project in port area of south eastern Baltimore. The project length encompasses approx. 1 mile of concrete road and 0.6 miles of viaduct along Keith Avenue. Only new signing and marking will be included in viaduct area. The projects includes concrete road rehabilitation, curb and gutter repairs, LED street light upgrades, drainage improvements, new signs, new pavements marking.



Project type

City-Owned Project – State of Good Repair

Cost center

CAP009508 CAP Streets and Highways

Location

Keith Avenue from Broening Hwy. to S. Clinton St.

Recommended funding by phase and revenue source

Phase	FY26	FY27	FY28	FY29	FY30	FY31
Planning/Design	1,000	0	0	0	0	0
Construction	0	0	0	6,320	0	0
Source	FY26	FY27	FY28	FY29	FY30	FY31
Fed. Grant	800	0	0	6,320	0	0
HUR	200	0	0	0	0	0
Total	\$1,000	\$0	\$0	\$6,320	\$0	\$0

Estimated costs

	Estimate
Design	870

DEPARTMENT OF TRANSPORTATION

	Estimate
Construction	3,460
Other	1,170
Total	\$5,500

PRJ003114 Curb Repair-Slab Repair Citywide (508-465)

Repair and replace concrete roadways and curbs along roadways. This is an annual sustaining program for the City’s infrastructure. These are an urgent need contracts as locations are added throughout the duration of the contract. Locations are added due to safety issue, 311 service requests and Administration requests.

Project type

City-owned Program – State of Good Repair

Cost center

CAP009508 CAP Streets and Highways

Location

Citywide

Recommended funding by phase and revenue source

Phase	FY26	FY27	FY28	FY29	FY30	FY31
Construction	3,000	3,000	500	500	0	500
Unspecified	3,000	0	0	0	0	0
Source	FY26	FY27	FY28	FY29	FY30	FY31
HUR	3,000	3,000	500	500	0	500
PAYGO	3,000	0	0	0	0	0
Total	\$6,000	\$3,000	\$500	\$500	\$0	\$500

PRJ003130 Materials and Compliance Testing (508-029)

Testing of concrete, soil, aggregate, & hot mix asphalt. Certified technicians are available on an on-call basis to provide the needed equipment for field or laboratory testing following AASHTO R18 for QA purposes mandated by Federal Highway and Maryland State Highway

Project type

City-owned Program – State of Good Repair

Cost center

CAP009508 CAP Streets and Highways

Location

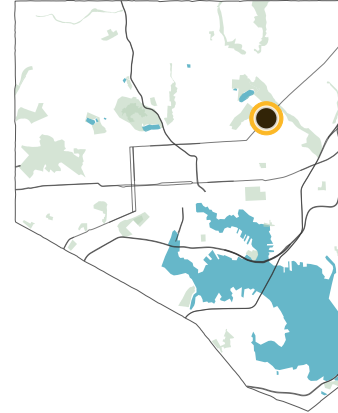
Citywide

Recommended funding by phase and revenue source

Phase	FY26	FY27	FY28	FY29	FY30	FY31
Construction	1,000	920	300	300	300	200
Source	FY26	FY27	FY28	FY29	FY30	FY31
HUR	1,000	920	300	300	300	200
Total	\$1,000	\$920	\$300	\$300	\$300	\$200

PRJ003152 Belair Road Complete Streets Phase III

Rehabilitate the Belair Road roadway from Glenmore Avenue to City Line (Fleetwood Avenue). The Complete Street projects includes new roadway pavement, ADA compliant ramps, driveways, & new sidewalks, curb and gutters repairs, replacement, bump-outs, new pedestrian light, street light repairs and LED upgrades, reconstruction of traffic signals and pedestrian signals, drainage improvements, landscaping, new signing and pavement markings, etc.



Project type

City-Owned Project – Modernization

Cost center

CAP009508 CAP Streets and Highways

Location

Belair Road

Recommended funding by phase and revenue source

Phase	FY26	FY27	FY28	FY29	FY30	FY31
Planning/Design	1,110	0	0	0	0	0
Construction	0	0	0	6,680	0	0
<hr/>						
Source	FY26	FY27	FY28	FY29	FY30	FY31
Fed. Grant	888	0	0	6,680	0	0
HUR	222	0	0	0	0	0
Total	\$1,110	\$0	\$0	\$6,680	\$0	\$0

Estimated costs

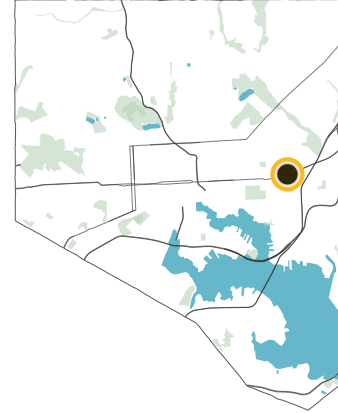
	Estimate
Design	1,000
Construction	7,500
Other	—

DEPARTMENT OF TRANSPORTATION

	Estimate
Total	\$8,500

PRJ003200 Baltimore Greenway Trail - Highlandtown-Greektown Connection

Building on the 2009 Highlandtown-Greektown Transit Oriented Development Plan’s “Transit Boulevard concept”, this project includes the study and preliminary design for a multi-use trail within the Norfolk Southern Corridor between Boston Street and Haven Street.



Project type

City-Owned Project – New Asset

Cost center

CAP009508 CAP Streets and Highways

Location

Highlandtown to Canton Waterfront Park

Recommended funding by phase and revenue source

Phase	FY26	FY27	FY28	FY29	FY30	FY31
Unspecified	7,428	0	0	0	0	0

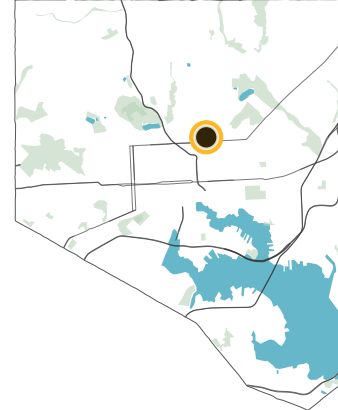
Source	FY26	FY27	FY28	FY29	FY30	FY31
Fed. Grant	2,500	0	0	0	0	0
GO Bond - CED	2,005	0	0	0	0	0
PAYGO	690	0	0	0	0	0
State Grant	2,233	0	0	0	0	0
Total	\$7,428	\$0	\$0	\$0	\$0	\$0

Estimated costs

	Estimate
Design	1,350
Construction	4,000
Other	—
Total	\$5,350

PRJ003204 Cecil Elementary School Safe Routes to School Grant Award

DOT to select an on-call consultant to perform 15-100% design (utility designation & field survey) for construction grant, coordinate with MDOT/SHA to conduct NEPA study, and construction.



Project type

City-Owned Project – New Asset

Cost center

CAP009508 CAP Streets and Highways

Location

2000 Cecil Ave.

Recommended funding by phase and revenue source

Phase	FY26	FY27	FY28	FY29	FY30	FY31
Construction	177	0	0	0	0	0

Source	FY26	FY27	FY28	FY29	FY30	FY31
State Grant	177	0	0	0	0	0
Total	\$177	\$0	\$0	\$0	\$0	\$0

Estimated costs

	Estimate
Design	100
Construction	85
Other	—
Total	\$185

PRJ003302 Safe Streets 4 All

Safe Streets and Roads for All Grant Award. Expand the Strategic Highway Safety Plan into a more comprehensive Vision Zero Action Plan. High Injury Network Pop-Ups and Quick-Builds, Complete Streets Communications Campaign, Baltimore Greenway Ciclovía Program

Project type

City-Owned Project – Modernization

Cost center

CAP009508 CAP Streets and Highways

Location

Multiple locations citywide

Recommended funding by phase and revenue source

Phase	FY26	FY27	FY28	FY29	FY30	FY31
Construction	0	33,000	0	0	0	0
Source	FY26	FY27	FY28	FY29	FY30	FY31
HUR	0	3,000	0	0	0	0
State Grant	0	30,000	0	0	0	0
Total	\$0	\$33,000	\$0	\$0	\$0	\$0

PRJ003506 Sharp Street Bikeway

The Sharp Street Bikeway project would including 100% design and construction of a protected bikeway on Sharp Street between Pratt St to W Henrietta St/Solo Gibbs Park.

Project type

City-Owned Project – Modernization

Cost center

CAP009508 CAP Streets and Highways

Location

Sharp St. (from Pratt St. to W. Henrietta St./Solo Gibbs Park)

Recommended funding by phase and revenue source

Phase	FY26	FY27	FY28	FY29	FY30	FY31
Construction	350	0	0	0	0	0

Source	FY26	FY27	FY28	FY29	FY30	FY31
HUR	350	0	0	0	0	0
Total	\$350	\$0	\$0	\$0	\$0	\$0

Estimated costs

	Estimate
Design	100
Construction	250
Other	—
Total	\$350

PRJ003525 Frederick Avenue Streetscaping - DOT

Repair and restore the aging infrastructure between Augusta Ave and Loudon Street. It will increase pedestrian safety and foot traffic. It will improve the perception of the commercial corridor.

Project type

City-Owned Project – Modernization

Cost center

CAP009508 CAP Streets and Highways

Location

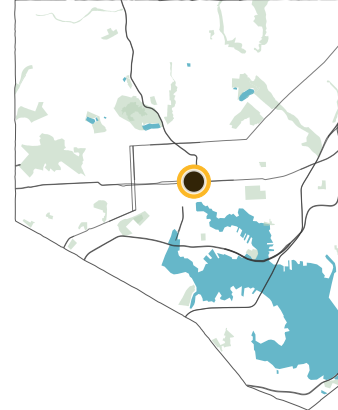
Frederick Avenue (from Augusta Ave. to S. Loudon Ave.)

Recommended funding by phase and revenue source

Phase	FY26	FY27	FY28	FY29	FY30	FY31
Planning/Design	200	0	0	0	0	0
Construction	0	0	0	683	4,917	0
<hr/>						
Source	FY26	FY27	FY28	FY29	FY30	FY31
Fed. Grant	0	0	0	683	4,917	0
HUR	200	0	0	0	0	0
Total	\$200	\$0	\$0	\$683	\$4,917	\$0

PRJ002552 Transportation Management Center Upgrade (964005 512-005)

Continued upgrade of ATMS (Advance Traffic Management System) and field controllers and perform system integration and facility equipment replacement to address obsolescence and improve the operation of the existing traffic signal as part of the City’s intelligent transportation system (ITS).



Project type

City-Owned Project – Modernization

Cost center

CAP009512 CAP Traffic Engineering

Location

Citywide

Recommended funding by phase and revenue source

Phase	FY26	FY27	FY28	FY29	FY30	FY31
Construction	0	0	2,400	0	0	0

Source	FY26	FY27	FY28	FY29	FY30	FY31
Fed. Grant	0	0	1,920	0	0	0
HUR	0	0	480	0	0	0
Total	\$0	\$0	\$2,400	\$0	\$0	\$0

Estimated costs

	Estimate
Design	2,050
Construction	12,500
Other	2,000
Total	\$16,550

PRJ002917 Gwynns Falls Parkway & Garrison Boulevard Intersection Improvements

Redesign and reconfiguration of intersection of Gwynns Falls Parkway & Garrison Boulevard to improve traffic operations & multimodal safety.
512-020

Project type

City-Owned Project – Modernization

Cost center

CAP009512 CAP Traffic Engineering

Location

Gwynns Falls Parkway and Garrison Boulevard

Recommended funding by phase and revenue source

Phase	FY26	FY27	FY28	FY29	FY30	FY31
Construction	0	1,050	0	0	0	0

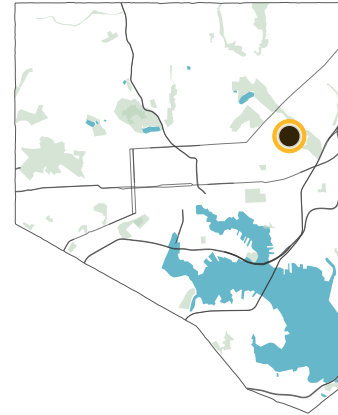
Source	FY26	FY27	FY28	FY29	FY30	FY31
HUR	0	1,050	0	0	0	0
Total	\$0	\$1,050	\$0	\$0	\$0	\$0

Estimated costs

	Estimate
Design	400
Construction	750
Other	300
Total	\$1,450

PRJ002918 Sinclair Lane Corridor Improvements

Study, redesign, implementation of geometric and operational improvements along the Sinclair Lane Corridor between Erdman Avenue and Parkside Drive to improve traffic operations & multimodal safety. 512-024



Project type

City-Owned Project – Modernization

Cost center

CAP009512 CAP Traffic Engineering

Location

Sinclair Lane Corridor between Erdman Avenue and Parkside Drive

Recommended funding by phase and revenue source

Phase	FY26	FY27	FY28	FY29	FY30	FY31
Construction	0	1,700	0	0	0	0

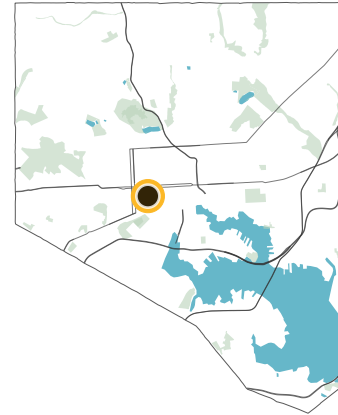
Source	FY26	FY27	FY28	FY29	FY30	FY31
HUR	0	1,700	0	0	0	0
Total	\$0	\$1,700	\$0	\$0	\$0	\$0

Estimated costs

	Estimate
Design	400
Construction	1,500
Other	400
Total	\$2,300

PRJ003103 Fayette Street Safety Study and Road Diet

BCDOT will launch a safety study on the W Fayette St corridor (the portion that is one-way: from MLK Blvd to N Payson St), then propose, design, and implement safety interventions in the short, medium, and long term to address safety needs along this corridor.



Project type

City-Owned Project – Modernization

Cost center

CAP009512 CAP Traffic Engineering

Location

W. Fayette Street (MLK Blvd. to Payson St.)

Recommended funding by phase and revenue source

Phase	FY26	FY27	FY28	FY29	FY30	FY31
Planning/Design	110	0	0	0	0	0
Construction	0	660	0	0	0	0

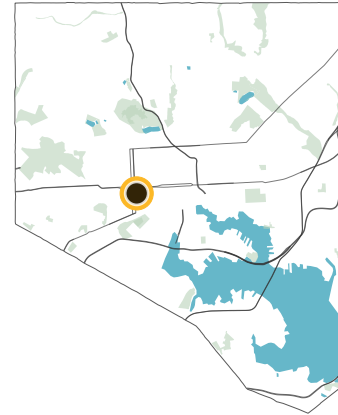
Source	FY26	FY27	FY28	FY29	FY30	FY31
HUR	110	660	0	0	0	0
Total	\$110	\$660	\$0	\$0	\$0	\$0

Estimated costs

	Estimate
Design	250
Construction	700
Other	70
Total	\$1,020

PRJ003104 Franklin-Mulberry Safety Initiative

BCDOT Traffic Division will launch the study, design, and construction of proposed safety improvements on Franklin and Mulberry from Franklinton Rd to Monroe St. This segment has been identified on our high-crash high-injury network and is highlighted by our partners at MTA as a safety priority at their West Baltimore MARC Station. Interventions will combat high speeds and crashes in these roadway segments.



Project type

City-Owned Project – Modernization

Cost center

CAP009512 CAP Traffic Engineering

Location

W. Franklin Street and W. Mulberry Street
(Franklinton Rd. to Monroe St.)

Recommended funding by phase and revenue source

Phase	FY26	FY27	FY28	FY29	FY30	FY31
Construction	0	1,300	0	0	0	0

Source	FY26	FY27	FY28	FY29	FY30	FY31
Fed. Grant	0	1,040	0	0	0	0
HUR	0	260	0	0	0	0
Total	\$0	\$1,300	\$0	\$0	\$0	\$0

Estimated costs

	Estimate
Design	400
Construction	1,000
Other	100
Total	\$1,500

PRJ003105 Traffic Calming Quick-Build to Hardscape Conversion Citywide

Upgrade traffic calming “quickbuild” locations that are currently paint and flexposts into hardscape installations of concrete and/or grassed areas. This project will reinforce the safety benefits gained from quickbuild projects, lower the maintenance needs for these areas, improve roadway and sidewalk aesthetics, and thereby increase community support for these safety measures.

Project type

City-owned Program — New Asset

Cost center

CAP009512 CAP Traffic Engineering

Location

Various locations citywide

Recommended funding by phase and revenue source

Phase	FY26	FY27	FY28	FY29	FY30	FY31
Construction	380	380	270	270	0	0

Source	FY26	FY27	FY28	FY29	FY30	FY31
HUR	380	380	270	270	0	0
Total	\$380	\$380	\$270	\$270	\$0	\$0

Estimated costs

	Estimate
Design	350
Construction	1,000
Other	100
Total	\$1,450

PRJ003106 Pedestrian Safety Improvements with HSIP Grant

BCDOT Traffic Division has won a Highway Safety Improvement Program (HSIP) grant to implement flashing beacons and hybrid pedestrian signals at more than 20 intersections citywide. These intersections were chosen due to a combination of high crashes and injuries and high demand, such as at parks. Traffic Division has the design underway but needs additional funding as the local match for construction.

Project type

City-owned Program – Modernization

Cost center

CAP009512 CAP Traffic Engineering

Location

Citywide

Recommended funding by phase and revenue source

Phase	FY26	FY27	FY28	FY29	FY30	FY31
Construction	200	2,100	0	0	0	0
Source	FY26	FY27	FY28	FY29	FY30	FY31
Fed. Grant	0	1,890	0	0	0	0
HUR	200	210	0	0	0	0
Total	\$200	\$2,100	\$0	\$0	\$0	\$0

PRJ003124 Traffic Safety Improvements Citywide (512-080)

Installation of traffic engineering improvements to achieve improved driver behavior and reduced speeding and crashes.

Project type

City-owned Program – State of Good Repair

Cost center

CAP009512 CAP Traffic Engineering

Location

Citywide

Recommended funding by phase and revenue source

Phase	FY26	FY27	FY28	FY29	FY30	FY31
Construction	0	3,000	3,000	3,000	3,000	3,000
Unspecified	3,000	0	0	0	0	0

Source	FY26	FY27	FY28	FY29	FY30	FY31
PAYGO	3,000	0	0	0	0	0
State Grant	0	3,000	3,000	3,000	3,000	3,000
Total	\$3,000	\$3,000	\$3,000	\$3,000	\$3,000	\$3,000

Optimal program funding level

\$3,000K

PRJ003127 Communications Upgrade - Wireless (512-017)

Rehabilitate and upgrade aging and deteriorated signal & ITS (Intelligent Transportation System) communication network.

Project type

City-owned Program – Modernization

Cost center

CAP009512 CAP Traffic Engineering

Location

Citywide

Recommended funding by phase and revenue source

Phase	FY26	FY27	FY28	FY29	FY30	FY31
Construction	0	5,715	0	0	0	0
Planning/Design	0	0	535	0	0	0

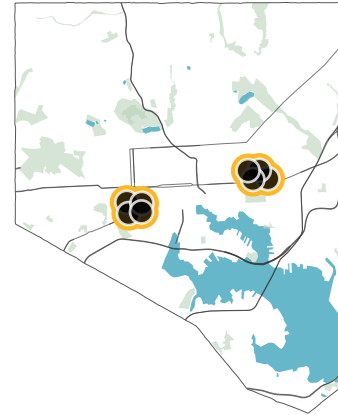
Source	FY26	FY27	FY28	FY29	FY30	FY31
Fed. Grant	0	4,465	535	0	0	0
HUR	0	1,250	0	0	0	0
Total	\$0	\$5,715	\$535	\$0	\$0	\$0

Optimal program funding level

\$5,000K

PRJ003131 Toward Zero - Traffic Safety Improvements (512-005)

Plan, design, and construction of large-scale corridor or area-wide transportation safety improvements to enable the City to reach its goal of zero transportation-related fatalities or serious injuries by 2030. Study, evaluate, and report the safety efficacy of various roadway interventions to iterate on safety strategy.



Project type

City-owned Program – New Asset

Cost center

CAP009512 CAP Traffic Engineering

Location

High-injury crash locations citywide

Recommended funding by phase and revenue source

Phase	FY26	FY27	FY28	FY29	FY30	FY31
Construction	1,000	1,000	500	500	500	500

Source	FY26	FY27	FY28	FY29	FY30	FY31
HUR	1,000	1,000	500	500	500	500
Total	\$1,000	\$1,000	\$500	\$500	\$500	\$500

Estimated costs

	Estimate
Design	11,800
Construction	54,500
Other	—
Total	\$66,300

PRJ003134 Communications Upgrade - Hardwire (512-009)

Rehabilitate and upgrade aging and deteriorated signal & ITS (Intelligent Transportation System) hardwire communication network as part of an expansion of the City’s fiber communications infrastructure.

Project type

City-owned Program – State of Good Repair

Cost center

CAP009512 CAP Traffic Engineering

Location

Citywide

Recommended funding by phase and revenue source

Phase	FY26	FY27	FY28	FY29	FY30	FY31
Construction	0	0	0	5,000	0	0
Planning/Design	0	1,685	0	0	0	0

Source	FY26	FY27	FY28	FY29	FY30	FY31
Fed. Grant	0	1,685	0	4,000	0	0
HUR	0	0	0	1,000	0	0
Total	\$0	\$1,685	\$0	\$5,000	\$0	\$0

Optimal program funding level

\$1,000K

PRJ003137 Traffic Signal Construction & Reconstruction (512-077)

Design, reconstruct, and modify deteriorated and functionality obsolete traffic signals; including replacing vehicular and pedestrian signal heads, poles, foundations, span wire, junction boxes, conduit and controller equipment at numerous intersections as part of a recurring annual program.

Project type

City-owned Program – State of Good Repair

Cost center

CAP009512 CAP Traffic Engineering

Location

Citywide

Recommended funding by phase and revenue source

Phase	FY26	FY27	FY28	FY29	FY30	FY31
Construction	6,700	0	0	0	0	0

Source	FY26	FY27	FY28	FY29	FY30	FY31
Fed. Grant	5,700	0	0	0	0	0
HUR	1,000	0	0	0	0	0
Total	\$6,700	\$0	\$0	\$0	\$0	\$0

Optimal program funding level

\$50,000K

PRJ003138 Intelligent Transportation System (ITS) Improvements (512-078)

Design and construct ITS (Intelligent Transportation Systems) citywide, including closed circuit television (CCTV), traffic counting stations, traffic detection, dynamic message signs, dynamic speed warning units, and supporting DSRC (dedicated short-range communications).

Project type

City-Owned Project – Modernization

Cost center

CAP009512 CAP Traffic Engineering

Location

Citywide

Recommended funding by phase and revenue source

Phase	FY26	FY27	FY28	FY29	FY30	FY31
Planning/Design	0	260	0	0	0	0
Construction	2,000	1,040	0	0	0	0

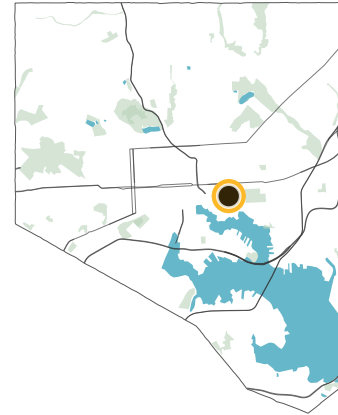
Source	FY26	FY27	FY28	FY29	FY30	FY31
Fed. Grant	1,000	1,040	0	0	0	0
HUR	1,000	260	0	0	0	0
Total	\$2,000	\$1,300	\$0	\$0	\$0	\$0

Estimated costs

	Estimate
Design	750
Construction	3,950
Other	600
Total	\$5,300

PRJ003146 Broadway Intersection Improvements

Redesign and implementation of geometric and traffic signal improvements along the Broadway Corridor at Baltimore Street, Fayette Street, Lombard Street, Pratt Street, Bank Street, and Eastern Avenue to improve traffic operations & multimodal safety.



Project type

City-Owned Project – Modernization

Cost center

CAP009512 CAP Traffic Engineering

Location

Broadway at Baltimore Street, Fayette Street, Lombard St., Pratt St., Bank St., and Eastern Ave.

Recommended funding by phase and revenue source

Phase	FY26	FY27	FY28	FY29	FY30	FY31
Construction	0	5,200	0	0	0	0

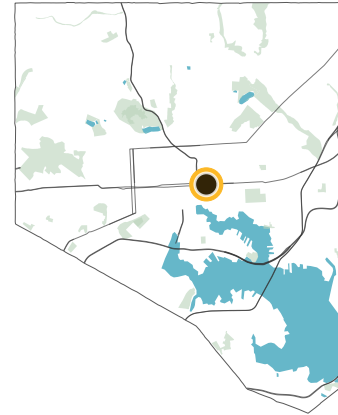
Source	FY26	FY27	FY28	FY29	FY30	FY31
Fed. Grant	0	4,160	0	0	0	0
HUR	0	1,040	0	0	0	0
Total	\$0	\$5,200	\$0	\$0	\$0	\$0

Estimated costs

	Estimate
Design	600
Construction	4,200
Other	1,000
Total	\$5,800

PRJ003148 Orleans and Gay Street Intersection Improvements

Redesign and reconfiguration of intersection of Orleans Street & Gay Street to improve traffic operations & multimodal safety.



Project type

City-Owned Project – Modernization

Cost center

CAP009512 CAP Traffic Engineering

Location

Orleans St. and N. Gay St.

Recommended funding by phase and revenue source

Phase	FY26	FY27	FY28	FY29	FY30	FY31
Construction	0	2,000	0	0	0	0

Source	FY26	FY27	FY28	FY29	FY30	FY31
Fed. Grant	0	1,600	0	0	0	0
HUR	0	400	0	0	0	0
Total	\$0	\$2,000	\$0	\$0	\$0	\$0

Estimated costs

	Estimate
Design	200
Construction	1,500
Other	650
Total	\$2,350

PRJ003150 Traffic Signal Rewiring (512-025)

Replacement of traffic signal wiring to address wire degradation and single-point communications failures at signalized intersections.

Project type

City-owned Program — Replacement

Cost center

CAP009512 CAP Traffic Engineering

Location

Citywide

Recommended funding by phase and revenue source

Phase	FY26	FY27	FY28	FY29	FY30	FY31
Construction	0	2,400	0	1,200	0	0

Source	FY26	FY27	FY28	FY29	FY30	FY31
Fed. Grant	0	1,920	0	960	0	0
HUR	0	480	0	240	0	0
Total	\$0	\$2,400	\$0	\$1,200	\$0	\$0

Estimated costs

	Estimate
Design	1,800
Construction	6,400
Other	1,800
Total	\$10,000

PRJ003199 Traffic Signal Reconstruction - 10 Locations Citywide

Reconstruct 10 signalized intersections citywide that require upgrades for safety, modernization, and state of good repair, including signals, pedestrian signals, ADA ramps, and geometric improvements to enhance safety.

Project type

City-owned Program – Modernization

Cost center

CAP009512 CAP Traffic Engineering

Location

Citywide

Recommended funding by phase and revenue source

Phase	FY26	FY27	FY28	FY29	FY30	FY31
Construction	0	5,500	0	0	0	0

Source	FY26	FY27	FY28	FY29	FY30	FY31
Fed. Grant	0	4,400	0	0	0	0
HUR	0	1,100	0	0	0	0
Total	\$0	\$5,500	\$0	\$0	\$0	\$0

Optimal program funding level

\$10,000K

PRJ003306 Caroline Street Elevator Modernization Plan

Upgrade/repair 3 elevators, including maintenance of elevator accessories

Project type

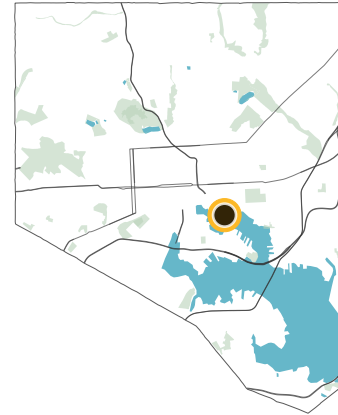
City-Owned Project – Modernization

Cost center

CAP009580 CAP Transportation

Location

805 S. Caroline St.



Recommended funding by phase and revenue source

Phase	FY26	FY27	FY28	FY29	FY30	FY31
Planning/Design	750	0	0	0	0	0

Source	FY26	FY27	FY28	FY29	FY30	FY31
Rev. Bonds	750	0	0	0	0	0
Total	\$750	\$0	\$0	\$0	\$0	\$0

Estimated costs

	Estimate
Design	40
Construction	650
Other	60
Total	\$750

PRJ003308 Fleet & Eden Garage Elevator Modernization Plan

Upgrade/repair 3 elevators, including maintenance of elevator accessories

Project type

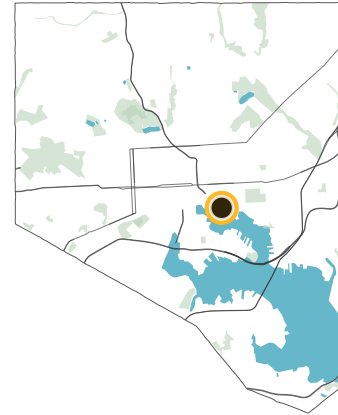
City-Owned Project – Modernization

Cost center

CAP009580 CAP Transportation

Location

501 S. Eden St.



Recommended funding by phase and revenue source

Phase	FY26	FY27	FY28	FY29	FY30	FY31
Planning/Design	250	0	0	0	0	0

Source	FY26	FY27	FY28	FY29	FY30	FY31
Rev. Bonds	250	0	0	0	0	0
Total	\$250	\$0	\$0	\$0	\$0	\$0

Estimated costs

	Estimate
Design	12
Construction	232
Other	6
Total	\$250

PRJ003309 Lexington Street Garage Elevator Modernization Plan

Upgrade/repair 3 elevators, including maintenance of elevator accessories

Project type

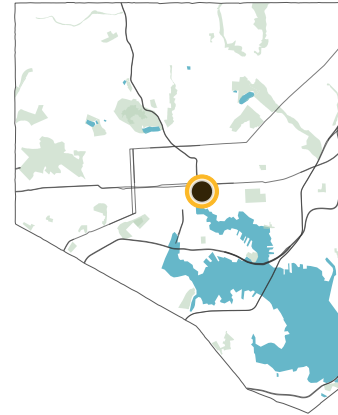
City-Owned Project – Modernization

Cost center

CAP009580 CAP Transportation

Location

510 E. Lexington St.



Recommended funding by phase and revenue source

Phase	FY26	FY27	FY28	FY29	FY30	FY31
Unspecified	0	0	0	100	0	0

Source	FY26	FY27	FY28	FY29	FY30	FY31
Rev. Bonds	0	0	0	100	0	0
Total	\$0	\$0	\$0	\$100	\$0	\$0

Estimated costs

	Estimate
Design	5
Construction	80
Other	15
Total	\$100

PRJ003310 Little Italy Garage Elevator Modernization Plan

Upgrade/repair 3 elevators, including maintenance of elevator accessories

Project type

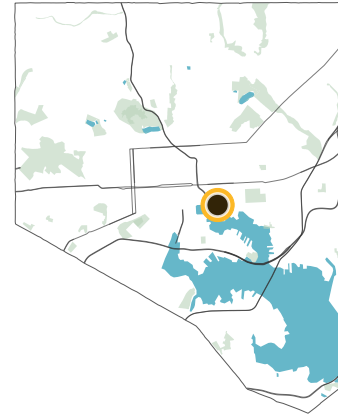
City-Owned Project – Modernization

Cost center

CAP009580 CAP Transportation

Location

400 S. Central St.



Recommended funding by phase and revenue source

Phase	FY26	FY27	FY28	FY29	FY30	FY31
Unspecified	0	0	750	0	0	0

Source	FY26	FY27	FY28	FY29	FY30	FY31
Rev. Bonds	0	0	750	0	0	0
Total	\$0	\$0	\$750	\$0	\$0	\$0

Estimated costs

	Estimate
Design	200
Construction	530
Other	20
Total	\$750

PRJ003312 Penn Station Garage Elevator Modernization Plan

Upgrade/repair 3 elevators, including maintenance of elevator accessories

Project type

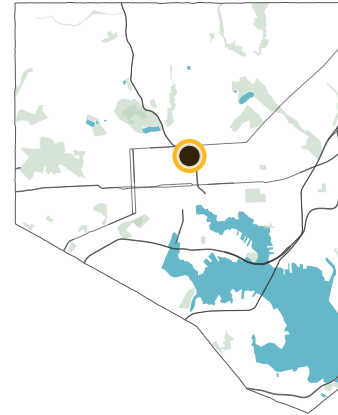
City-Owned Project – Modernization

Cost center

CAP009580 CAP Transportation

Location

1511 N. Charles St.



Recommended funding by phase and revenue source

Phase	FY26	FY27	FY28	FY29	FY30	FY31
Unspecified	0	500	0	0	0	0

Source	FY26	FY27	FY28	FY29	FY30	FY31
Rev. Bonds	0	500	0	0	0	0
Total	\$0	\$500	\$0	\$0	\$0	\$0

Estimated costs

	Estimate
Design	20
Construction	455
Other	25
Total	\$500

PRJ003313 St. Paul Garage Elevator Modernization Plan

Upgrade/repair 3 elevators, including maintenance of elevator accessories

Project type

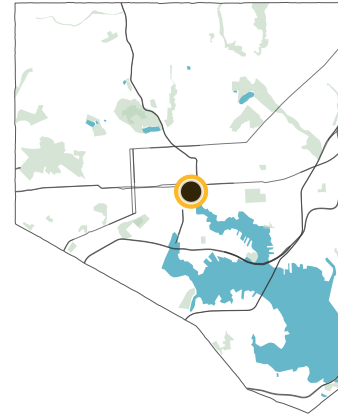
City-Owned Project – Modernization

Cost center

CAP009580 CAP Transportation

Location

210 St. Paul Place



Recommended funding by phase and revenue source

Phase	FY26	FY27	FY28	FY29	FY30	FY31
Unspecified	0	0	0	250	0	0

Source	FY26	FY27	FY28	FY29	FY30	FY31
Rev. Bonds	0	0	0	250	0	0
Total	\$0	\$0	\$0	\$250	\$0	\$0

Estimated costs

	Estimate
Design	12
Construction	232
Other	6
Total	\$250

PRJ003314 West Street Garage Elevator Modernization Plan

Upgrade/repair 3 elevators, including maintenance of elevator accessories

Project type

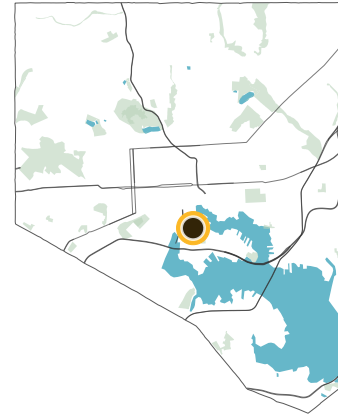
City-Owned Project – Modernization

Cost center

CAP009580 CAP Transportation

Location

40 E. West St.



Recommended funding by phase and revenue source

Phase	FY26	FY27	FY28	FY29	FY30	FY31
Unspecified	0	500	0	0	0	0

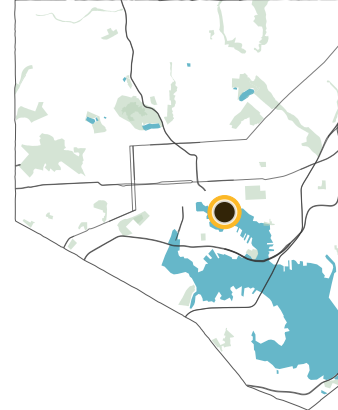
Source	FY26	FY27	FY28	FY29	FY30	FY31
Rev. Bonds	0	500	0	0	0	0
Total	\$0	\$500	\$0	\$0	\$0	\$0

Estimated costs

	Estimate
Design	64
Construction	430
Other	6
Total	\$500

PRJ003322 Caroline Street Garage Capital Repairs & Replacements

Full capital repairs and replacements based on assessments, inclusive of HVAC systems, fire stand pipe, concrete/masonry repairs, traffic coatings, etc.



Project type

City-Owned Project – State of Good Repair

Cost center

CAP009580 CAP Transportation

Location

805 S. Caroline St.

Recommended funding by phase and revenue source

Phase	FY26	FY27	FY28	FY29	FY30	FY31
Unspecified	0	0	0	455	0	0

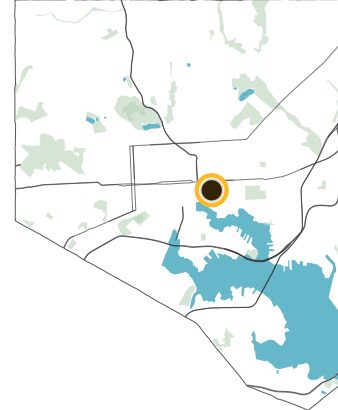
Source	FY26	FY27	FY28	FY29	FY30	FY31
Rev. Bonds	0	0	0	455	0	0
Total	\$0	\$0	\$0	\$455	\$0	\$0

Estimated costs

	Estimate
Design	55
Construction	300
Other	100
Total	\$455

PRJ003323 Fayette Street Garage Capital Repairs & Replacements

Full capital repairs and replacements based on assessments, inclusive of HVAC systems, fire stand pipe, concrete/masonry repairs, traffic coatings, etc.



Project type

City-Owned Project – State of Good Repair

Cost center

CAP009580 CAP Transportation

Location

100 E. Fayette St.

Recommended funding by phase and revenue source

Phase	FY26	FY27	FY28	FY29	FY30	FY31
Unspecified	0	0	0	259	0	0

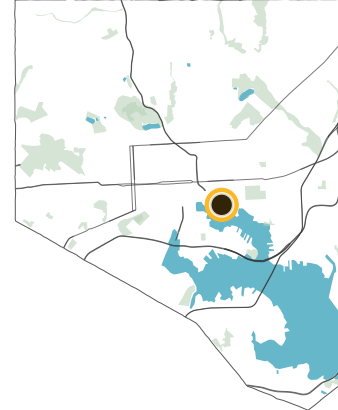
Source	FY26	FY27	FY28	FY29	FY30	FY31
Rev. Bonds	0	0	0	259	0	0
Total	\$0	\$0	\$0	\$259	\$0	\$0

Estimated costs

	Estimate
Design	59
Construction	100
Other	100
Total	\$259

PRJ003324 Fleet & Eden Street Garage Capital Repairs & Replacements

Full capital repairs and replacements based on assessments, inclusive of HVAC systems, fire stand pipe, concrete/masonry repairs, traffic coatings, etc.



Project type

City-Owned Project – State of Good Repair

Cost center

CAP009580 CAP Transportation

Location

501 S. Eden St.

Recommended funding by phase and revenue source

Phase	FY26	FY27	FY28	FY29	FY30	FY31
Unspecified	0	0	0	1,187	0	0

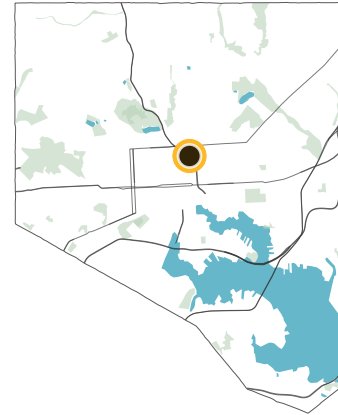
Source	FY26	FY27	FY28	FY29	FY30	FY31
Rev. Bonds	0	0	0	1,187	0	0
Total	\$0	\$0	\$0	\$1,187	\$0	\$0

Estimated costs

	Estimate
Design	287
Construction	800
Other	100
Total	\$1,187

PRJ003325 Penn Station Garage Capital Repairs & Replacements

Full capital repairs and replacements based on assessments, inclusive of HVAC systems, fire stand pipe, concrete/masonry repairs, traffic coatings, etc.



Project type

City-Owned Project – State of Good Repair

Cost center

CAP009580 CAP Transportation

Location

1511 N. Charles St.

Recommended funding by phase and revenue source

Phase	FY26	FY27	FY28	FY29	FY30	FY31
Planning/Design	735	0	0	0	0	0

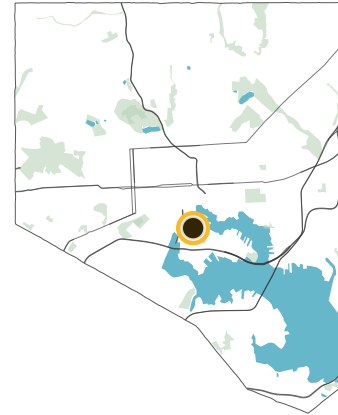
Source	FY26	FY27	FY28	FY29	FY30	FY31
Rev. Bonds	735	0	0	0	0	0
Total	\$735	\$0	\$0	\$0	\$0	\$0

Estimated costs

	Estimate
Design	10
Construction	700
Other	25
Total	\$735

PRJ003326 West Street Garage Capital Repairs & Replacements

Full capital repairs and replacements based on assessments, inclusive of HVAC systems, fire stand pipe, concrete/masonry repairs, traffic coatings, etc.



Project type

City-Owned Project – State of Good Repair

Cost center

CAP009580 CAP Transportation

Location

40 E. West St.

Recommended funding by phase and revenue source

Phase	FY26	FY27	FY28	FY29	FY30	FY31
Unspecified	0	356	0	0	0	0

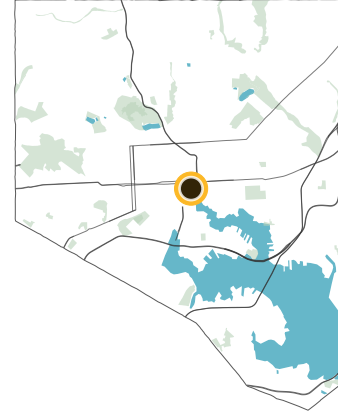
Source	FY26	FY27	FY28	FY29	FY30	FY31
Rev. Bonds	0	356	0	0	0	0
Total	\$0	\$356	\$0	\$0	\$0	\$0

Estimated costs

	Estimate
Design	23
Construction	289
Other	44
Total	\$356

PRJ003327 St Paul Street Garage Capital Repairs & Replacements

Full capital repairs and replacements based on assessments, inclusive of HVAC systems, fire stand pipe, concrete/masonry repairs, traffic coatings, etc.



Project type

City-Owned Project – State of Good Repair

Cost center

CAP009580 CAP Transportation

Location

210 St. Paul Place

Recommended funding by phase and revenue source

Phase	FY26	FY27	FY28	FY29	FY30	FY31
Unspecified	0	0	700	0	0	0

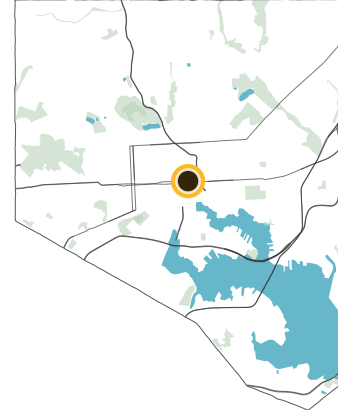
Source	FY26	FY27	FY28	FY29	FY30	FY31
Rev. Bonds	0	0	700	0	0	0
Total	\$0	\$0	\$700	\$0	\$0	\$0

Estimated costs

	Estimate
Design	88
Construction	400
Other	212
Total	\$700

PRJ003328 Franklin Street Garage Capital Repairs & Replacements

Full capital repairs and replacements based on assessments, inclusive of HVAC systems, fire stand pipe, concrete/masonry repairs, traffic coatings, etc.



Project type

City-Owned Project – State of Good Repair

Cost center

CAP009580 CAP Transportation

Location

15 W. Franklin St.

Recommended funding by phase and revenue source

Phase	FY26	FY27	FY28	FY29	FY30	FY31
Unspecified	0	526	0	0	0	0

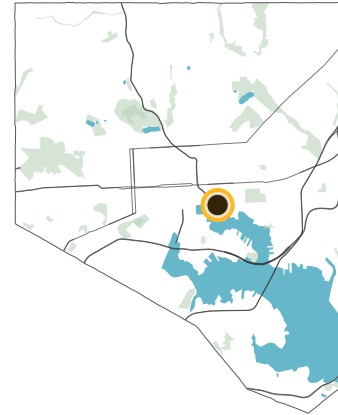
Source	FY26	FY27	FY28	FY29	FY30	FY31
Rev. Bonds	0	526	0	0	0	0
Total	\$0	\$526	\$0	\$0	\$0	\$0

Estimated costs

	Estimate
Design	200
Construction	316
Other	10
Total	\$526

PRJ003329 Little Italy Garage Capital Repairs & Replacements

Full capital repairs and replacements based on assessments, inclusive of HVAC systems, fire stand pipe, concrete/masonry repairs, traffic coatings, etc.



Project type

City-Owned Project – State of Good Repair

Cost center

CAP009580 CAP Transportation

Location

400 S. Central St.

Recommended funding by phase and revenue source

Phase	FY26	FY27	FY28	FY29	FY30	FY31
Planning/Design	559	0	0	0	0	0

Source	FY26	FY27	FY28	FY29	FY30	FY31
Rev. Bonds	559	0	0	0	0	0
Total	\$559	\$0	\$0	\$0	\$0	\$0

Estimated costs

	Estimate
Design	56
Construction	304
Other	199
Total	\$559

PRJ003331 Garage Lighting Upgrades

Upgrade all facility lights (roof, stairwell, drive isle)

Project type

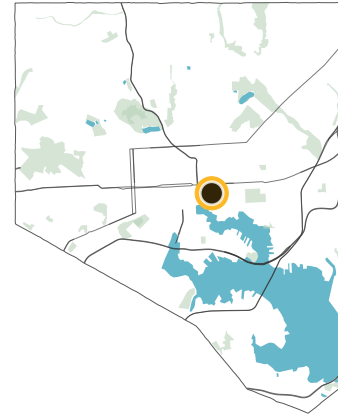
City-Owned Project – State of Good Repair

Cost center

CAP009580 CAP Transportation

Location

100 E. Fayette St.



Recommended funding by phase and revenue source

Phase	FY26	FY27	FY28	FY29	FY30	FY31
Unspecified	0	800	0	0	0	0

Source	FY26	FY27	FY28	FY29	FY30	FY31
Rev. Bonds	0	800	0	0	0	0
Total	\$0	\$800	\$0	\$0	\$0	\$0

Estimated costs

	Estimate
Design	105
Construction	594
Other	101
Total	\$800

PRJ003342 Plumbing/Draining Repairs

Upgrade plumbing/drain system at facilities.

Project type

City-owned Program – State of Good Repair

Cost center

CAP009580 CAP Transportation

Location

All garages

Recommended funding by phase and revenue source

Phase	FY26	FY27	FY28	FY29	FY30	FY31
Unspecified	0	0	750	0	0	0

Source	FY26	FY27	FY28	FY29	FY30	FY31
Rev. Bonds	0	0	750	0	0	0
Total	\$0	\$0	\$750	\$0	\$0	\$0

Estimated costs

	Estimate
Design	75
Construction	600
Other	75
Total	\$750

PRJ003343 Misc. Other Non-Structural Capital Repairs

Repair miscellaneous problems with facility (small concrete, painting, etc.)

Project type

City-owned Program – State of Good Repair

Cost center

CAP009580 CAP Transportation

Location

All garages

Recommended funding by phase and revenue source

Phase	FY26	FY27	FY28	FY29	FY30	FY31
Unspecified	0	0	0	750	0	0

Source	FY26	FY27	FY28	FY29	FY30	FY31
Rev. Bonds	0	0	0	750	0	0
Total	\$0	\$0	\$0	\$750	\$0	\$0

Estimated costs

	Estimate
Design	75
Construction	600
Other	75
Total	\$750

PRJ003344 Paving/ Subsurface Repair of Parking Lots

Repair lots, roads, subsurfaces and drive lanes at facilities

Project type

City-owned Program – State of Good Repair

Cost center

CAP009580 CAP Transportation

Location

All parking lots

Recommended funding by phase and revenue source

Phase	FY26	FY27	FY28	FY29	FY30	FY31
Unspecified	0	0	750	0	0	0

Source	FY26	FY27	FY28	FY29	FY30	FY31
Rev. Bonds	0	0	750	0	0	0
Total	\$0	\$0	\$750	\$0	\$0	\$0

Estimated costs

	Estimate
Design	75
Construction	600
Other	75
Total	\$750

PRJ003345 Garages Security Camera System Upgrade

Upgrade garage security equipment at facilities

Project type

City-owned Program – State of Good Repair

Cost center

CAP009580 CAP Transportation

Location

All garages

Recommended funding by phase and revenue source

Phase	FY26	FY27	FY28	FY29	FY30	FY31
Planning/Design	750	0	0	0	0	0

Source	FY26	FY27	FY28	FY29	FY30	FY31
Rev. Bonds	750	0	0	0	0	0
Total	\$750	\$0	\$0	\$0	\$0	\$0

Estimated costs

	Estimate
Design	75
Construction	550
Other	125
Total	\$750

PRJ003346 Fire Suppression System Repairs

Upgrade fire suppression system at facilities.

Project type

City-owned Program – State of Good Repair

Cost center

CAP009580 CAP Transportation

Location

All garages

Recommended funding by phase and revenue source

Phase	FY26	FY27	FY28	FY29	FY30	FY31
Planning/Design	500	0	0	0	0	0

Source	FY26	FY27	FY28	FY29	FY30	FY31
Rev. Bonds	500	0	0	0	0	0
Total	\$500	\$0	\$0	\$0	\$0	\$0

Estimated costs

	Estimate
Design	50
Construction	365
Other	85
Total	\$500

