

Department of General Services

Capital Improvement Program Request
Fiscal Years 2027 – 2032

Presented January 8, 2026

Presented by:
Berke Attila, Director
Marwan al Karajat, Chief
Department of General Services



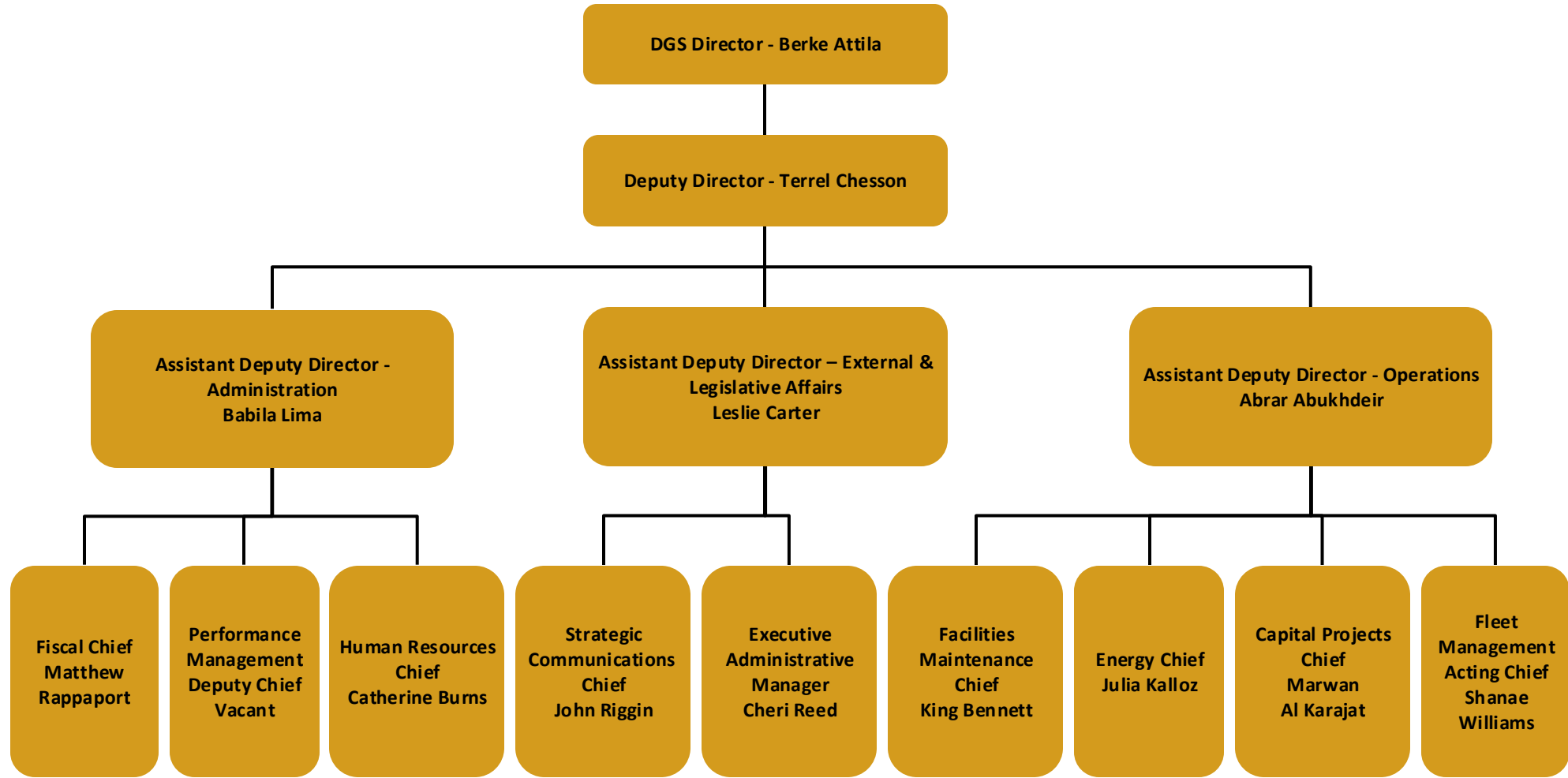
Our Mission

To deliver results for our City partners through services and solutions that are timely, cost-effective, and sustainable.

Our Vision

To be a leader in delivering expertise, efficiency, and service excellence.

DGS Organization



FY26 Operating Budget Summary

FY26 Agency Operating Budget (All Funds): \$194.04M
Total Full-Time Positions (FTEs): 442

SERVICE	SERVICE NAME	DIVISION CHIEF	FY26 BUDGET (ALL FUNDS)	POSITIONS
189	Fleet Management	Shanae Williams (Acting)	\$89.85M	258
726	DGS Administration	Berke Attila (Director)	\$2.05M	42
730	Public & Private Energy Performance	Julia Kalloz	\$44.84M	11
731	Facilities Management	King Bennett	\$56.05M	101
734	Capital Projects Division: Design & Construction	Marwan Alkarajat	\$1.26M	30



FY26 Capital Budget Summary

FY26 Funds Appropriated: \$17,200,000.00

FUNDING SOURCE	FY26
3rd Public Infrastructure Loan - GO Bonds (DGS/EPFL)	\$12,750,000
Convention Center Annual Contribution	\$850,000
State Grants	\$3,600,000



Overview of Plans Guiding Capital Budget

The agency plan is based on the following key factors:

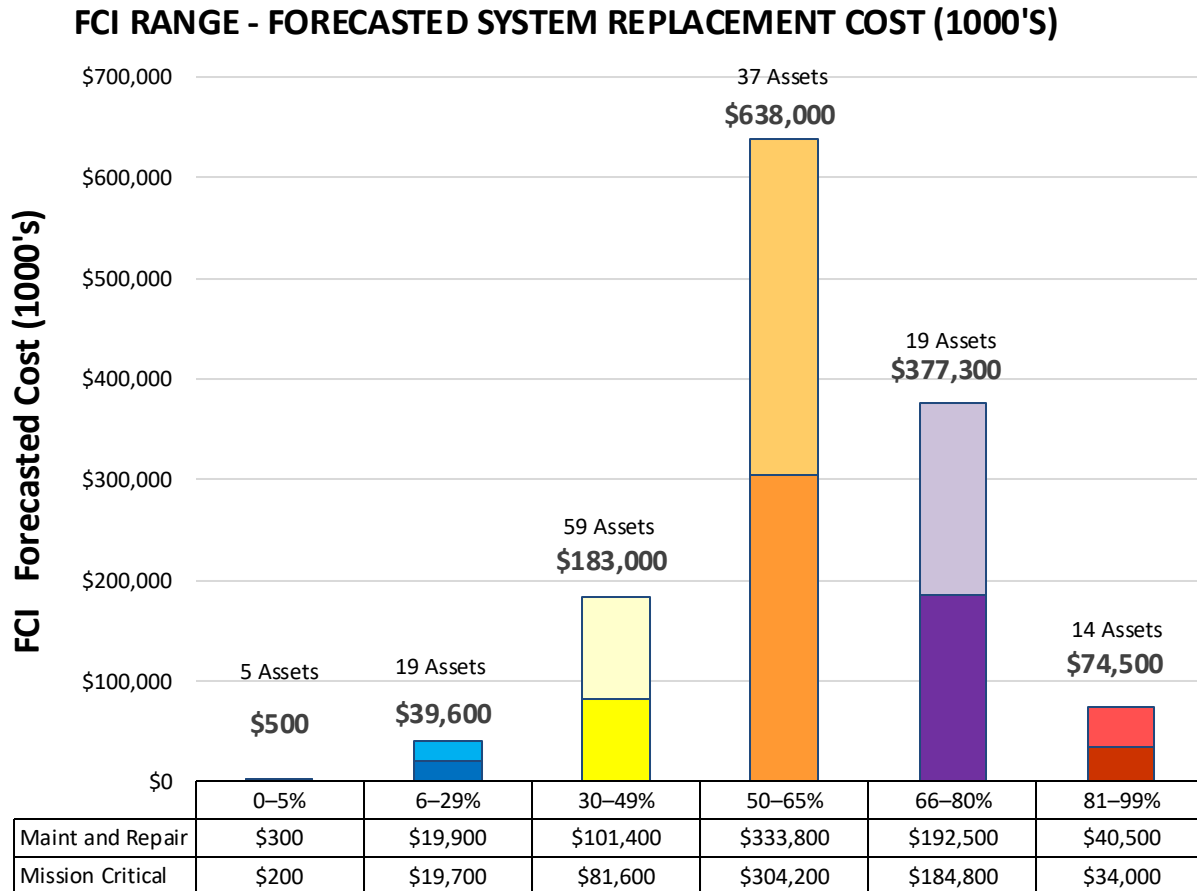
- **Mission Critical Systems**
Maintaining building operation and preventing major failure to avoid disruption of service and costly emergency repairs
- **Agencies' Program Space**
Support and enhance service delivery for City residents
- **Asset Value**
Prioritize infrastructure improvements (electrical, HVAC, fire protection, and the building envelope) over cosmetic upgrades, as they extend building life, enhance performance, and reduce long-term costs and risks



Long-Term and Current Capital Needs

Scorecard and Distribution of FCI

FCI Score	0-5%	6-29%	30-49%	50-65%	66-80%	81-100%
Action Needed	Normal Maintenance	Limited to Moderate Reno	Moderate to Extensive Reno	Systems Modernization	Facility Modernization	Candidate for Demolition



FCI RANGE, TOTAL FCI COST FORECAST, NUMBER OF ASSETS

DGS Facilities Portfolio

52% FCI

Current Capital Needs:

Total \$1.3B

\$625M Mission Critical Systems

System Failure renders building inoperable

\$688M Maintenance and Repair

Work performed while building operational

Portfolio Assessed includes:

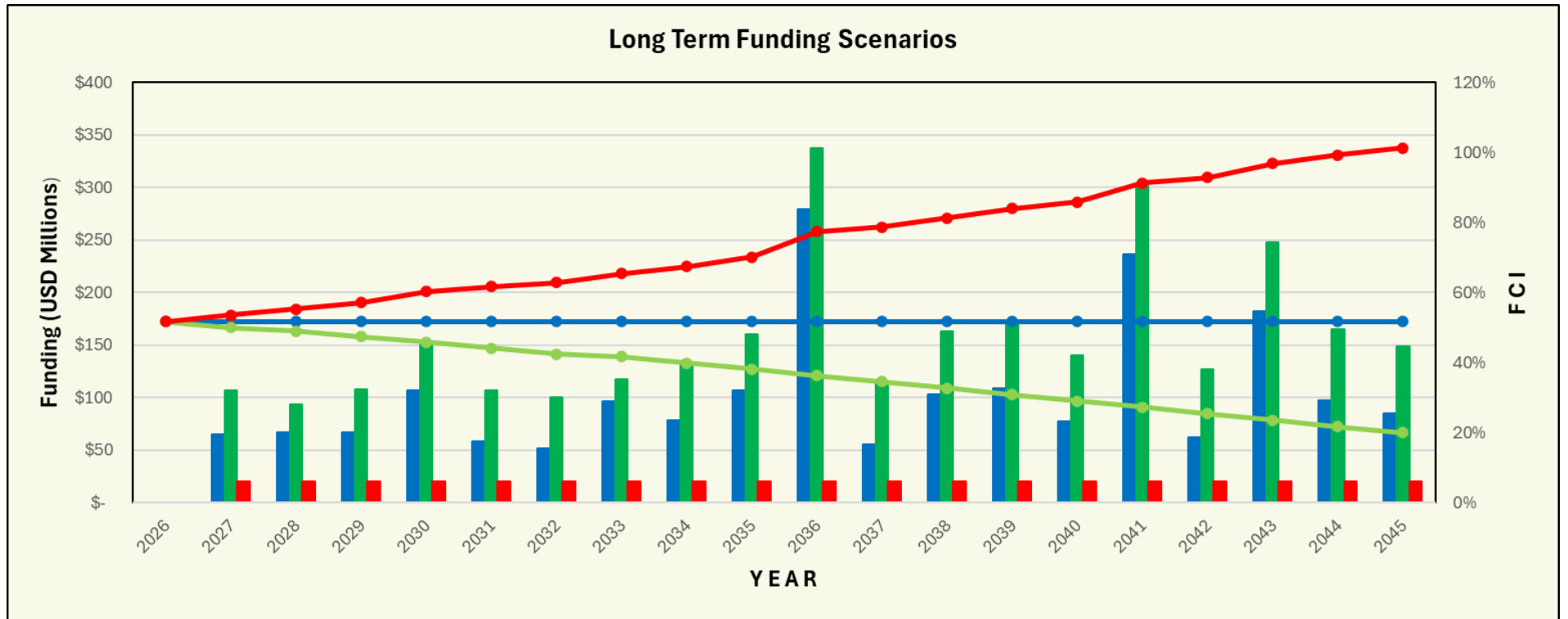
153 Facilities, 4.9 M GSF

- Downtown Campus
- Police Department facilities
- Health Department facilities
- Library facilities
- Historic buildings
- Fire Department facilities
- Mayor's Office Programs
- Courthouses

DGS has completed assessments of all buildings in its portfolio, including 23 EPFL facilities, with exception of the Convention Center.



Long-Term Funding Scenarios



Impact on Facility Condition and Value

Current Funding Paradigm

FCI: 99+%

\$20 M/yr

Maintain Current FCI

FCI: 52%

\$104 M/yr

Reduce FCI to 20%

FCI: 20%

\$157 M/yr

DGS CIP Assessed: 153 Facilities, 4.9 M GSF





DGS Recently Completed Construction Projects


PRJ002121

Eastern Police District Roof Replacement, Restroom & Locker Renovation

1620 Edison Hwy.

Total Cost:
\$3,550,000

Source of Funds: General Fund, GO Bonds
Project Completion: 10/20/2025



PRJ003432

Fire Marshall Roof Replacement

410 E. Lexington St.

Total Cost: \$477,886
Source Of
Funds: General
Funds, GO Bonds,
ARPA
Project Completion:
07/29/2025



PRJ001749

Convention Center West Side Freight Elevator

1 W. Pratt St.

Total Cost:

\$2,966,376.97

Source of Funds: GO

Bonds, General

Funds, State



Income Tax

Revenue, Other

Funds

Project Completion:

09/29/2025





DGS Construction Projects Currently In Progress

PRJ000553

City Hall Roof Replacement

100 N. Holiday St.

Estimated Cost:
\$15,193,812
Source Of Funds:
General Funds, GO
Bonds, ARPA
Estimated
Completion:
12/19/2026
Scope of Work: Roof
Replacement



PRJ002063

Park Heights Library at CC Jackson Park Addition

3200 Woodland Ave.



Estimated Cost:

\$18,592,557

Source Of Funds: State
Revenue, GO Bonds,
Pimlico Local Impact
Grant, Private Donor
Funds

Estimated Completion:

9/14/2027

Scope of Work: New
Construction



PRJ002345

Samuel Morse Roof Replacement

424 Pulaski St.

Estimated
Cost: \$2,125,000

Source of
Funds: General
Funds, GO Bonds

Estimated
Completion:
1/27/2026

Scope of Work: Roof
Replacement





FY27-32 Requests: Strategy and Goals

Strategy and Goals of FY27-32 Requests

Strategy

Target state-of-good-repair investments and prioritize critical system upgrades to maximize resource efficiency, maintain operations, and achieve progress toward long-term goals.

Goals

1. Focus on Health and Safety:

- Prioritize projects that address immediate health and safety concerns.
- Ensure compliance with safety regulations.
- Target improvements impacting building systems crucial to occupant well-being.

2. State of Good Repair:

- Allocate funding to upgrade systems that extend the functional lifespan and improve the overall reliability of buildings.
- Address critical deferred maintenance needs in buildings deemed integral to operations within the city's long-term portfolio.



Strategy and Goals of FY27-32 Requests

3. Support Long-Term Portfolio Viability and Optimized Resource Allocation:

- Focus improvements on buildings that will remain core assets.
- Balance immediate replacement needs with strategic long-term investments.
- Ensure that limited funding yields the greatest possible benefit for operational continuity and asset preservation.

4. Vacancy Reduction and P3 Opportunities:

- Defer major improvement requests for buildings identified as potential candidates for surplus or P3 initiatives.
- Use proceeds from the sale or redevelopment of surplus buildings to reinvest in critical improvements for facilities.



Our Equitable Approach

DGS is committed to:

- Maximizing the impact of budgeted capital funds across City agencies within our portfolio
- Aligning investments with agency and community priorities.
- Improving facilities to better fulfill their intended function.

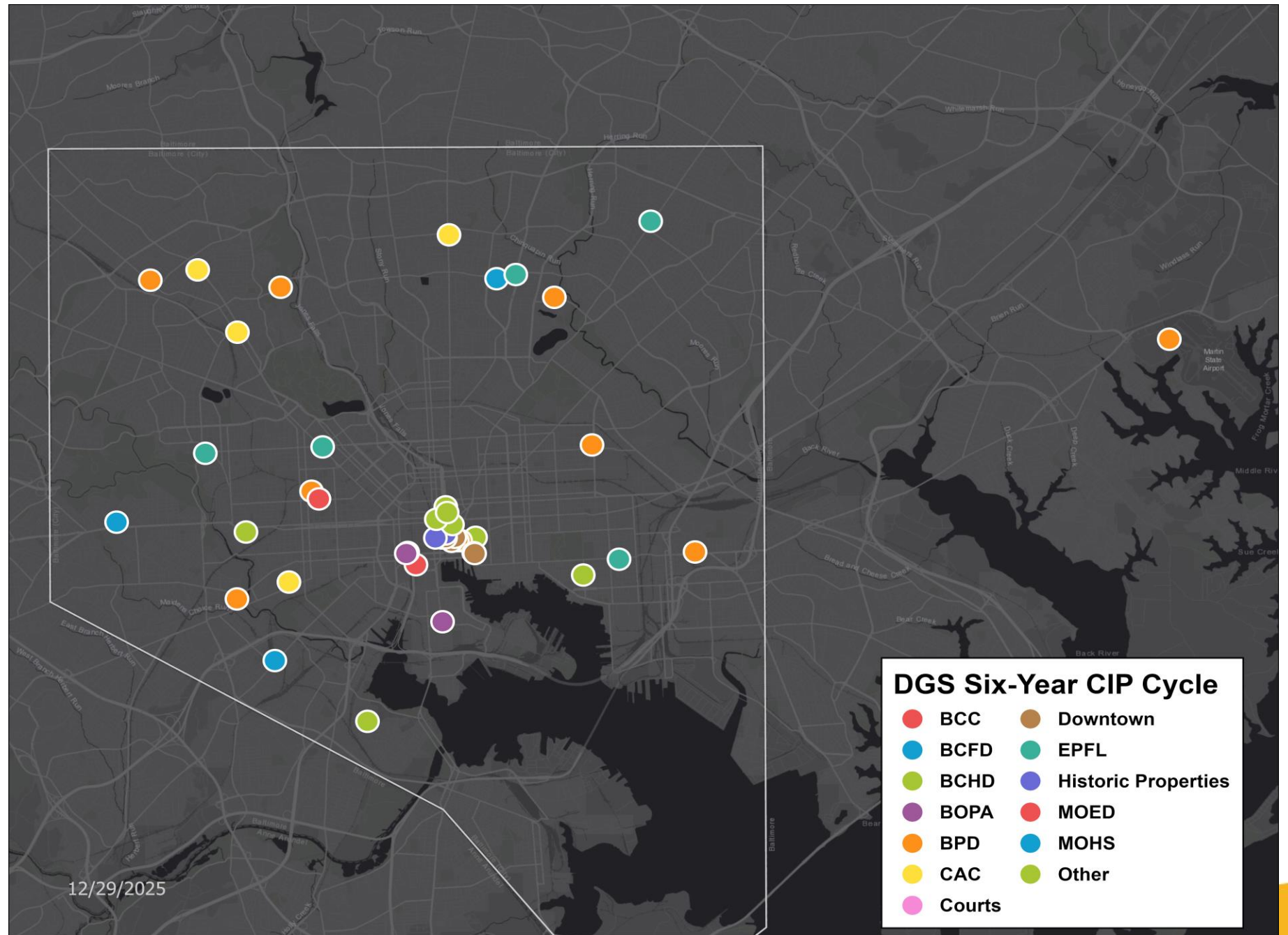
This includes:

- Upgrading existing spaces to enhance building conditions for programs.
- Ensuring facilities comply with ADA accessibility standards.
- Incorporating gender-neutral restrooms.



FY27-32 By Agency Map

[View map](#)





FY27 Project Request Summary & Other High Priority Projects

FY27-FY32 Funding Requests

REQUEST TYPE	FY2027	FY2028	FY2029	FY2030	FY2031	FY2032
Base Budget	\$16,950,000	\$21,311,000	\$20,295,000	\$30,775,000	\$30,075,000	\$30,075,000
Special Projects	\$35,296,626	\$15,500,000	\$42,750,000	\$30,375,000	\$10,125,000	\$0
Additional Priorities	\$8,375,000	\$10,555,000	\$10,047,500	\$15,287,500	\$14,937,500	\$14,937,500



FY27 Funding Requests (Base Budget)

Request Type	Agency	Project Name	Location	FY2027 Request	FY28-32 Request
Base Budget	BCFD	PRJ003058 Engine 53 Exterior façade Restoration	Edmonson and Swann Avenue (B04032)	\$250,000	\$0
Base Budget	BCFD	PRJ003064 Fire Headquarters Building - ADA Upgrade	410 E. Lexington Street (B04045)	\$628,000	\$0
Base Budget	BCFD	PRJ003658 Engine 47 - Roof Replacement	15 S. Eutaw Street (B04028)	\$433,435	\$0
Base Budget	BCHD	PRJ000862 BARCS/Animal Control – Site Drainage Enhancements	2490 Giles Road (B00107)	\$1,097,000	\$0
Base Budget	BCHD	Waxter Senior Center - Feasibility Study	1000 Cathedral Street (B00120)	\$585,800	\$0
Base Budget	BPD	PRJ003045 Eastern District - HVAC, Electrical and Fire Alarm Upgrades	1620 Edison Highway (B00027)	\$6,432,265	\$0
Base Budget	BPD	PRJ003046 Southwest District - HVAC, Electrical and Fire Alarm Upgrade	424 Font Hill Avenue (B00030)	\$3,500,000	\$6,232,265
Base Budget	Create Baltimore	PRJ003667 School 33 -Elevator Replacement	1427 Light Street (B00081)	\$393,000	\$0
Base Budget	DGS	PRJ002446 Star Spangled Banner Flag House HVAC Upgrades	844 E. Pratt Street (B00229)	\$100,000	\$0
Base Budget	DGS	PRJ002749 City Hall HVAC/Floodproofing	100 N. Holliday Street (B00056)	\$500,000	\$12,647,400
Base Budget	EPFL	PRJ003634 Pennsylvania Ave Branch Library - ADA Upgrades	1531 W. North Avenue (B06074)	\$371,000	\$0
Base Budget	MOHS	PRJ003634 Weinberg Housing Resource Center (WHC) - Elevator Replacement	620 Fallsway Street (B00163)	\$759,500	\$0
Base Budget	BCC	PRJ002554 Convention Center Annual Contribution	1 West Pratt Street (B06033)	\$200,000	\$1,000,000
Base Budget	BCC	PRJ002554 Convention Center Annual Contribution (MSA)	1 West Pratt Street (B06033)	\$200,000	\$1,000,000
Base Budget	BCC	PRJ003191 Convention Center - HVAC Water Circulation Pumps	1 West Pratt Street (B06033)	\$1,500,000	\$0



FY27 Funding Requests (Special Projects and Additional)

Request Type	Agency	Project Name	Location	FY2027 Request	FY28-32 Request
Special Project	BPD	PRJ002456 Northeast Police District Station Renovation or Replacement	4701 Sinclair Lane (B00024)- Proposed Location	\$35,296,626	\$0
Additional	BPD	PRJ003055 Northern District - Roof and Window Replacement	2201 West Cold Spring Lane (B00035)	\$2,003,213	\$0
Additional	BPD	PRJ003056 Western District - HVAC & Window Replacement	1034 Mount Street (B00031)	\$3,010,000	\$0
Additional	Courts	PRJ003632 Cummings Courthouse - Restroom Renovations	111 North Calvert Street (B00062)	\$372,948	\$2,205,591
Additional	Courts	Clarence Mitchell Courthouse - Restroom Renovations	100 North Calvert Street (B00061)	\$188,839	\$1,209,693
Additional	DGS	PRJ003032 Samuel Morse - Water Distribution & Fire Protection System	424 S Pulaski Street (B90980)	\$2,800,000	\$0



FY27 Projects Map

[View map](#)



BARCS Animal Control Site Drainage Enhancement

2490 Giles Rd.

Estimated Budget Range: \$1M-\$2M

FY16 Funds Received: \$50,000

FY27 Request: \$1,097,000 (Design/Construction Phase Request)

Current Status: Pending Funds Approval

Why is this a priority?

- The site has been experiencing uncontrolled runoff and slope instability, causing damage to adjacent properties and infrastructure.
- This project will deliver permanent, engineered solutions to stabilize slopes, prevent erosion, and replace temporary drainage measures.

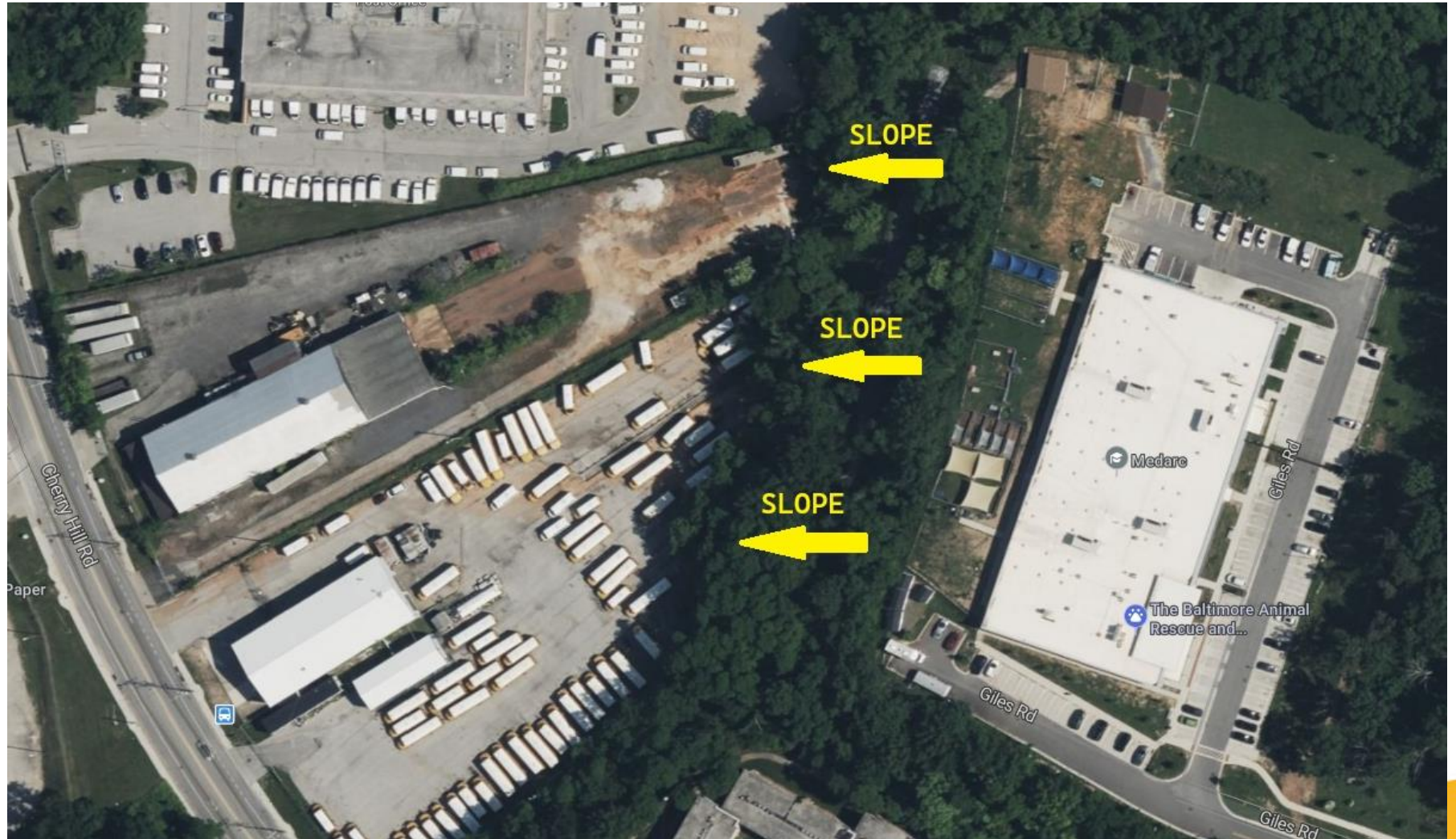


BARCS Animal Control Site Drainage Enhancement

2490 Giles Rd.

Slide 2 of 2

BARCS Site Map: The map below shows the rear of the BARCS site and highlights the area where erosion is occurring on the neighboring property to the left.



Star Spangled Banner Flag House HVAC Upgrades

844 Pratt St.

Estimated Budget : \$1,600,000

FY23: Funds Received: \$500,000

FY26: Funds Received: \$1,000,000

FY27 Request: \$ 100,000 (Construction Phase Request)

Current Phase: Pending Funds Approval

Why this is a priority?

- The current HVAC system has exceeded its useful life and is experiencing functional failure, requiring frequent maintenance to sustain a stable environment within the historical structure, and needs replacement.
- An updated cost proposal was recently received that exceeds the original budget forecast, resulting in a funding shortfall and necessitating this request.



City Hall HVAC Floodproofing

100 N. Holiday St.

Estimated Budget Range: \$10M - \$13M

FY24 Supplemental General Fund Revenue Received: \$500,000 (Study Phase)

FY27 Request: \$500,000 (Design Phase)

FY29 Future Request: \$12,646,400 (Construction Phase)

Current Status: Study Phase

Why is this a priority?

- City Hall, the cornerstone of the city's operations, has an HVAC system beyond its useful life that frequently fails, and the building sits within a floodplain, making it vulnerable to operational disruptions and environmental risks.
- The ongoing study is evaluating the scope and magnitude of necessary improvements, providing phasing & design strategies, cost advisement, and recommendations for addressing floodplain-related challenges.
- The insights from the study will inform the design phase, ensuring that upgrades are properly planned, operationally reliable, financially sound, and resilient—justifying the need for the current design funding request.



PRJ003045

Eastern District HVAC, Electrical & Fire Alarm Upgrades

1620 Edison Hwy.

Estimated Budget Range: \$9M - \$10M

FY26 Funds Received: \$3,300,000

FY27 Request: \$6,432,265 (Construction Phase Request)

Current Phase: Active Design Phase

Why this is a priority?

- The existing HVAC and electrical systems are inefficient, unreliable, and no longer meet code; the electrical infrastructure cannot support new equipment, and the fire alarm also requires an upgrade to meet current codes and standards.
- Upgrading to modern HVAC and electrical systems, along with a current code-compliant fire alarm, will enhance safety, reliability, and energy efficiency while reducing maintenance needs.



Southwest District HVAC, Electrical & Fire Alarm Upgrades

424 Font Hill Ave.

Estimated Budget Range: \$9M - \$10M

FY27 Request: \$3,500,000 (Design/Construction Phase Request)

FY29 Future Request (Base): \$3,000,000 (Construction Phase Request)

FY29 Future Request (Additional): \$3,232,264.99 (Construction Phase Request)

Current Phase: Pending Funds Approval

Why this is a priority?

- The existing HVAC and electrical systems are inefficient, unreliable, and no longer meet code; the electrical infrastructure cannot support new equipment, and the fire alarm also requires an upgrade to meet current codes and standards.
- Upgrading to modern HVAC and electrical systems, along with a current code-compliant fire alarm, will enhance safety, reliability, and energy efficiency while reducing maintenance needs.



Engine 53 Exterior Façade Restoration

Edmonson & Swann
Ave.

Estimated Budget Range: \$250,000

FY27 Request: \$250,000 (Design/Construction Phase Request)

Current Status: Pending Funds Approval

Why is this a priority?

- The building's exterior wood-clad façade is deteriorating, compromising the structure's long-term integrity and appearance. Without timely repairs, damage will worsen, potentially leading to more extensive and costly restoration in the future.
- Comprehensive façade repairs will restore the building's exterior to its original condition, reinforcing structural integrity, and preventing future deterioration.



Fire Headquarters Building ADA Upgrades

410 E. Lexington St.


Estimated Budget Range: \$628,000

FY27 Request: \$628,000 (Design/Construction Phase Request)

Current Status: Pending Funds Approval

Why is this a priority?

- The buildings current entrance and interior spaces do not currently meet ADA standards, creating accessibility barriers for individuals with disabilities and exposing the organization to legal and compliance risks.
- Upgrading the entrance and interior spaces to full ADA compliance will ensure safe, equitable access for all individuals, promote inclusivity, and meet legal obligations.



PRJ003191

Convention Center HVAC Water Circulation Pumps

1 W. Pratt St.

Estimated Budget Range: \$1,500,000

FY27 Request: \$1,500,000 (Construction Phase)

Current Status: Pending Funds Approval

Why is this a priority?

- The existing circulation pumps, installed between 1978 and 1996, are beyond their expected life and are failing, causing flooding and disruptions to building operations and events.
- Replacing these pumps will improve safety, ensure a reliable HVAC system, and prevent unnecessary risks such as flooding and operational interruptions.



PRJ003634

Weinberg Housing Resource Center Elevator Replacement 620 Fallsway

Estimated Budget Range: \$909,500

Other Funds: \$150,000 (Design Phase)

FY27 Request: \$759,500 (Construction Phase Request)

Current Status: Pending Funds Approval

Why is this a priority?

- The existing elevator frequently fails and has been subject to vandalism, creating safety hazards and operational disruptions. Immediate action is needed to ensure reliable, secure, and efficient vertical transportation.
- Upgrading the elevator to a modern, more secure system will provide safe, reliable, and efficient vertical transportation, minimize operational disruptions, deter vandalism, and modernize the building's infrastructure.



Waxter Senior Center Feasibility Study

1000 Cathedral St.

Estimated Budget Range: \$585,800

FY27 Request: \$585,800

Current Status: Study & Schematic Design - Pending Funds Approval

Why is this a priority?

- The Senior Center's building systems are aging and unreliable, causing ongoing maintenance issues and no longer supporting current program and operational needs. Key systems like HVAC, electrical, and fire protection are at the end of their service life.
- Perform a feasibility study and schematic design to determine whether upgrading the existing Senior Center or constructing a new facility offers the most cost-effective and beneficial path forward, using design, cost, and schedule considerations to guide future planning and investment.



Pennsylvania Ave Library ADA Upgrades

1531 W. North Ave.


Estimated Budget Range: \$371,000

FY27 Request: \$371,000 (Design/Construction Phase Request)

Current Status: Pending Funding Approval

Why is this a priority?

- The Pennsylvania Ave. branch cannot provide full access to its services, limiting visitor movement and creating accessibility barriers.
- Installing a motorized lift or public elevator will enable safe, independent access to all three floors and support the branch's ability to serve the community effectively.



PRJ003658

Engine 47 Roof Replacement

15 S. Eutaw St.


Estimated Budget Range: \$433,435

FY27 Request: \$433,435 (Construction)

Current Status: Pending Funds Approval

Why is this a priority?

- The existing roof is beyond its useful life and is experiencing frequent leaks, causing damage to interior surfaces and requires a full replacement.



School 33 Elevator Replacement

1427 Light St.

Estimated Budget Range: \$393,000

FY27 Request: \$393,000

Current Status: Construction - Pending Funding Approval

Why is this a priority?

- The current elevator is unreliable and experiences frequent service disruptions, often leaving people with mobility challenges unable to reach key areas of the facility, which limits participation and undermines the Center's commitment to accessibility and inclusion.
- This project is to replace or upgrade the existing elevator to provide safe, reliable access for individuals with disabilities, ensuring everyone can reach key areas of the facility.



Key Program Changes from the FY26 to FY27 CIP

- **Increased Scope justification-** The **Eastern, Southeastern, and Southwestern police districts** were initially planned for HVAC replacements only. However, subsequent review of field conditions and system data determined that electrical infrastructure, fire alarm, and power service upgrades are also required to support the increased electrical load and to comply with current code requirements
- **Consolidating projects into one larger project (Eliminating Piecemeal approach):** Few projects at **Northwest Community Action Center** were planned over multi years due to budget limitations. However, with the increased budget target, we were able to consolidate these projects (HVAC upgrades, electrical improvements, fire protection, and window replacements) into one single project. This approach will reduce costs and reduce disruption to the tenant and lessen the impact on their daily operations over the long term.
- **Pre-design Study:** A pre-design study has been initiated for the City Hall HVAC and floodproofing project to evaluate HVAC replacement options, required electrical upgrades, floodproofing needs, and develop preliminary cost estimates for design and construction. This approach will help ensure the project moves forward in a coordinated and well-planned manner.



Planning Commission Comments

P3s: The Planning Commission is very interested in the potential of private public partnerships.

- MOID was awarded a \$1 million Cooperative Agreement for USDOT's Innovative Finance and Asset Concession Grant Program in 2024, which sought to help public entities explore innovative financing and project delivery through public-private partnerships to build the value of existing assets.
- The purpose of this initiative is to establish a program and framework for using P3s for transit and capital projects to create more flexibility in project financing and delivery for large scale, complex projects.
- MOID has procured Redgate Real Estate Advisors and their team of consultants to complete various tasks needed to establish a sustainable P3 program including:
 - Identifying and amending legislative or regulatory documents to authorize the use of P3s.
 - Develop policy, standards, and a governance structure incorporating best practices to define responsibilities and workflows for implementing and managing P3s.
 - Perform screening and Value for Money analyses on potential P3 projects ensuring their criteria meets the city's needs of feasibility, impact, cost effectiveness, and alignment with Mayoral and project goals.
 - And creating materials for long-term management and education on P3s such as dashboards, databases, to aid in transparency and stakeholder engagement.



Critical Issues Facing DGS

- Capital need exceeds available funds as highlighted in prior slide:
 - Competing priorities (reactive)
 - Market inflation and increased construction costs
- Downtown campus buildings have a high Facility Condition Index (FCI) and are no longer sustainable without major investment. Direction is required to either surplus the facilities for P3 redevelopment or identify and commit additional funding for major upgrades.
Prompt action is necessary to limit:
 - Ongoing escalating costs
 - Reduce operational risk
 - Support long-term capital planning and downtown development goals.

How do we address these issues?



&



Change the Funding Paradigm

- Increase Capital Funds
- Continue to improve capital forecasting process using City's Facilities Condition assessment tool (VFA) to better identify & prioritize system replacements = reduced reactive maintenance and capital replacements
- Improve Facility Management System using data-driven strategies to optimize available resources.

Change the Portfolio Composition

- Disposing of underutilized facilities = reduction in Mayor and City Council portfolio
- Reduce the size of the portfolio by assessing agency space use and reconfiguring layouts with the newly developed Space Assessment Model (SAM) tool. This will reduce total facility and capital costs.

Steps taken to improve Capital Project programming and execution

Alternative Procurement: Use on-call roofing contracts, State Energy System contracts, and Source well agreements to expedite urgent projects, streamline processes, and meet funding deadlines.

Capital Budget Planning: Conduct facility condition assessments and use VFA and historical data to prioritize projects and align budgets with actual costs.

Technology Integration: Deploy the Unifier tool in conjunction with Workday, B2GNOW, and Power BI to improve communication and transparency while delivering real-time analytics and more efficient project workflows.

Training: Provide specialized workforce training in project management, budgeting, and safety protocols.





Questions?



Reference Slides

Scope of DGS CIP Facilities Assessed



DGS CIP PARTNER AGENCIES	CIP PORTFOLIO ASSET COUNT	CIP PORTFOLIO ASSET SIZE (SF)
Baltimore City Fire Department (BCFD)	52	718,000
Baltimore Office of Promotion and Arts (BOPA)	4	55,000
Baltimore City Police Department (BPD)	15	799,000
Baltimore Court System (Courts)	2	801,000
General Services Operations, Internal Service Fund and General Fund Facilities (DGS)	20	1,228,000
General Services Fleet Facilities (DGS-Fleet)	13	197,000
Enoch Pratt Free Library (EPFL)	23	585,000
Baltimore City Health Department (BCHD)	9	246,000
General Services Historic Buildings (DGS – Historic)	13	138,000
Baltimore City Mayor's Programs (MOED & MOHS)	3	68,000
Grand Total	153	4,835,000

FY27-32 Funding Requests

Base Target



AGENCY	PROJECT NAME	FY2027	FY2028	FY2029	FY2030	FY2031	FY2032
BCC	PRJ002554 Convention Center Annual Contribution	\$200,000	\$200,000	\$200,000	\$200,000	\$200,000	\$200,000
BCC	PRJ002554 Convention Center Annual Contribution (MSA Funding)	\$200,000	\$200,000	\$200,000	\$200,000	\$200,000	\$200,000
BCC	PRJ003181 Convention Center (West Side) - Elevator Upgrades				\$2,000,000		
BCC	PRJ003183 Convention Center (East & West) - Roof Replacement			\$325,000	\$4,472,600		
BCC	PRJ003191 Convention Center - HVAC Water Circulation Pumps	\$1,500,000					
BCC	PRJ003193 Convention Center - Waste Sorting Control Area					\$300,000	
BCC	PRJ003197 Convention Center - Fire Alarm Replacement				\$1,500,000	\$3,000,000	
BCC	PRJ003202 Convention Center - Security Bollard Upgrades				\$275,000		
BCC	PRJ003493 Convention Center - Install Hydronic Boiler			\$579,600			
BCC	PRJ003494 Convention Center - Install Window Shades				\$178,500		
BCC	PRJ003495 Convention Center - West 400 Bathroom and VIP Suites Renovation			\$193,000	\$1,417,000		
BCC	PRJ003647 Convention Center - Upgrade East Duct and AHU Sealing					\$205,000	
BCFD	PRJ003058 Engine 53 Exterior façade Repairs and waterproofing	\$250,000					
BCFD	PRJ003064 Fire Headquarters Building - ADA Upgrade	\$628,000					
BCFD	PRJ003484 Engine 4 - Kitchen Renovation				\$150,000		
BCFD	PRJ003657 Steadman Fire Station - Roof Replacement				\$2,550,000		
BCFD	PRJ003658 Engine 47 - Roof Replacement	\$433,435					

FY27-32 Funding Requests

Base Target



AGENCY	PROJECT NAME	FY2027	FY2028	FY2029	FY2030	FY2031	FY2032
BCHD	PRJ000862 BARCS/Animal Control – Site Drainage Enhancement	\$1,097,000					
BCHD	PRJ003635 Hatton Senior Center - Window Replacement				\$154,200		
BCHD	PRJ003636 Health Department HQ - Roof Replacement						\$2,659,000
BCHD	PRJ003688 Waxter Senior Center - Feasibility Study	\$585,800					
BPD	PRJ002813 Southeastern Police District - HVAC, Electrical and Fire Alarm upgrades		\$4,386,000				
BPD	PRJ003039 Southwestern Police Station - Window Replacement				\$95,000	\$455,000	
BPD	PRJ003044 Northern District - HVAC Replacement				\$3,500,000		
BPD	PRJ003045 Eastern District - HVAC, Electrical and Fire Alarm Upgrades	\$6,432,265					
BPD	PRJ003046 Southwest District - HVAC, Electrical and Fire Alarm Upgrade	\$3,500,000		\$3,000,000			
BPD	PRJ003047 Police Headquarters - Security Upgrade				\$800,000		
BPD	PRJ003049 Southeast District - Office Build Out in Cell Block					\$1,000,000	
BPD	PRJ003050 Southwest District - Office Build Out in Cell Block					\$1,000,000	
BPD	PRJ003051 Eastern District - Office Build Out in Cell Block					\$1,500,000	
BPD	PRJ003052 Southwest District - Gym and Breakroom			\$460,000			
BPD	PRJ003054 Aviation Hangar - HVAC Replacement			\$340,000	\$460,000		
BPD	PRJ003059 Eastern District - Range Conversion				\$1,300,000		
BPD	PRJ003061 Southeastern District - Range Conversion			\$200,000	\$1,100,000		
BPD	PRJ003062 Western District - Range Conversion			\$200,000	\$1,100,000		
BPD	PRJ003092 Baltimore City Police Department - Police K9 Unit Relocation Study				\$500,000		
BPD	PRJ003488 Northwest Police District - HVAC Replacement				\$300,000	\$3,000,000	

FY27-32 Funding Requests

Base Target



AGENCY	PROJECT NAME	FY2027	FY2028	FY2029	FY2030	FY2031	FY2032
BPD	PRJ003489 Northwest Police District - Female Locker and Bathrooms					\$1,300,000	
BPD	PRJ003490 Northwest Police District - Cell Block Conversion					\$1,500,000	
BPD	PRJ003491 Northwest Police District - Gym and Breakroom					\$500,000	
BPD	PRJ003638 Southwest District – Recreation Center Renovation (Gym, Locker Room, and Shower Facility)			\$1,200,000			
Courts	PRJ003075 Courthouse Cummings - Fire Alarm System Upgrade					\$5,600,000	
Courts	PRJ003078 Courthouse Cummings - Freight Elevator Upgrades				\$1,750,000		
Courts	PRJ003079 Clarence Mitchell Courthouse - Electrical Service Upgrade					\$200,000	\$16,900,000
Courts	PRJ003080 Courthouse Cummings - HVAC Replacement					\$250,000	
Courts	PRJ003081 Courthouse Cummings - Electrical Service Upgrade					\$225,000	
Baltimore Create	PRJ003083 Bromo Arts Tower - Exterior Façade Restoration		\$7,560,000				
Baltimore Create	PRJ003667 School 33 -Elevator Replacement	\$393,000					
DGS	PRJ002446 Star Spangled Banner Flag House HVAC Upgrades	\$100,000					
DGS	PRJ002749 City Hall HVAC/Floodproofing	\$500,000		\$12,647,400			
DGS	PRJ003010 Weinberg Housing- Fire Alarm Systems				\$700,000		
DGS	PRJ003011 City Hall - Fire Alarm System upgrade					\$3,100,000	
DGS	PRJ003012 City Hall - Generator Replacement					\$250,000	
DGS	PRJ003018 Baltimore Regional Training Center - Windows and HVAC systems				\$3,000,000		
DGS	PRJ003020 Voting Machine Warehouse - Roof Replacement				\$81,200	\$510,000	

FY27-32 Funding Requests

Base Target



AGENCY	PROJECT NAME	FY2027	FY2028	FY2029	FY2030	FY2031	FY2032
DGS	PRJ003021 DOT Survey and Records - Roof Replacement			\$750,000			
DGS	PRJ003024 Benton Building - Halon Fire Suppression Renewal and HVAC Replacement (Study)					\$500,000	
DGS	PRJ003026 Benton Building - Elevator Upgrade					\$900,000	
DGS	PRJ003027 Northwest CAC – Fire Protection & HVAC Upgrade, Electrical & Window Replacement		\$8,965,000				
DGS	PRJ003028 Voting Machine Warehouse - HVAC Replacement				\$950,000		
DGS	PRJ003029 Northern Community Action Center – Redevelopment, Reconstruction, and Expansion					\$1,200,000	
DGS	PRJ003073 War Memorial - Interior Improvements					\$1,250,000	
EPFL	PRJ002031 939004 Walbrook Library Renovation					\$1,930,000	\$10,116,000
EPFL	PRJ003112 Southeast Anchor Library - HVAC Controls, Window, Building Automated System and Roof Upgrades				\$2,041,500		
EPFL	PRJ003644 Pennsylvania Ave Branch Library - ADA Upgrades	\$371,000					
MOHS	PRJ003634 Weinberg Housing Resource Center (WHC) - Elevator Replacement	\$759,500					
TOTAL		\$16,950,000	\$21,311,000	\$20,295,000	\$30,775,000	\$30,075,000	\$30,075,000

FY27-32 Funding Requests

Special Projects



AGENCY	PROJECT NAME	FY2027	FY2028	FY2029	FY2030	FY2031	FY2032
BPD	PRJ002456 906365 197-365 Northeast Police District Station Renovation or Replacement	\$35,296,626					
Courts	PRJ003076 Clarence Mitchell Courthouse - HVAC Replacement		\$15,500,000	\$17,500,000			
DGS	PRJ000528 904230 Abel Wolman HVAC and Fire Protection			\$25,000,000	\$20,000,000		
EPFL	PRJ003123 Hamilton Branch Library - Full Renovation			\$250,000	\$10,000,000		
MOED	PRJ003487 MOED Building - HVAC Replacement				\$375,000	\$10,125,000	
TOTAL		\$35,296,626	\$15,500,000	\$42,750,000	\$30,375,000	\$10,125,000	\$0.00

FY27-32 Funding Requests


Additional Priorities



AGENCY	PROJECT NAME	FY2027	FY2028	FY2029	FY2030	FY2031	FY2032
BCC	PRJ003182 Convention Center - Additional Generator			\$1,500,000			
BCC	PRJ003195 Convention Center - Security Camera System Upgrades						\$769,500
BCC	PRJ003492 Convention Center - Replace Dry Sprinkler System at Loading Dock		\$600,000				
BCC	PRJ003496 Convention Center - Replace Double Decker Escalator		\$4,866,500				
BCC	PRJ003648 Convention Center - Replace East Fan Motors and Pumps						\$343,500
BCC	PRJ003649 Convention Center - Replace West Fan Motors and Pumps						\$474,500
BPD	PRJ003042 Police Annex - HVAC Replacement						\$5,250,000
BPD	PRJ003043 Police Headquarters - HVAC Replacement				\$4,437,500	\$13,562,500	
BPD	PRJ003046 Southwest District - HVAC, Electrical and Fire Alarm Upgrade			\$3,232,265			
BPD	PRJ003055 Northern District - Roof and Window Replacement	\$ 2,003,213					
BPD	PRJ003056 Western District - HVAC & Window Replacement	\$3,010,000					
Courts	PRJ003071 Clarence Mitchell Courthouse - Window Restoration/Replacement						\$2,100,000
Courts	PRJ003072 Courthouse Cummings - Window Restoration/Replacement						\$2,500,000
Courts	PRJ003077 Courthouse Cummings – Netting & Bird Deterrent Anchor Removal			\$1,673,216			
Courts	PRJ003632 Cummings Courthouse - Restroom Renovations	\$ 372,948	\$2,205,591				
Courts	PRJ003633 Clarence Mitchell Courthouse - Restroom Renovations	\$ 188,839	\$ 1,209,693				
DGS	PRJ003009 Baltimore Regional Training Center - Roof			\$1,200,000			
DGS	PRJ003022 DOT Traffic Management Center - Roof Replacement			\$930,000			
DGS	PRJ003023 City Hall - Fire Protection upgrade						\$ 2,500,000
DGS	PRJ003025 Benton Building - Roof Replacement					\$1,375,000	
DGS	PRJ003030 Front Street Fuel Station - Upgrades						\$ 1,000,000

FY27-32 Funding Requests

Additional Priorities



REQUEST TYPE	AGENCY	PROJECT NAME	FY2027	FY2028	FY2029	FY2030	FY2031	FY2032
Additional	DGS	PRJ003025 Benton Building - Roof Replacement					\$1,375,000	
Additional	DGS	PRJ003030 Front Street Fuel Station - Upgrades						\$1,000,000
Additional	DGS	PRJ003032 Samuel Morse - Water Distribution & Fire Protection System	\$2,800,000					
Additional	DGS	PRJ003642 Clarence Mitchell Courthouse - Bird Deterrent				\$1,180,000		
Additional	DGS - Historic	PRJ003643 Abel Wolman Window Restoration and Replacement			\$1,673,216			
Additional	EPFL	PRJ001111 Northwood Branch Library - Full Renovation			\$332,019	\$10,850,000		
TOTAL			\$8,375,000	\$10,555,000	\$10,047,500	\$15,287,500	\$14,937,500	\$14,937,500

Mayor & City Council Sale of City Property

(Contingent
Funded Projects
FY24)



AGENCY	PROJECT NAME	CONTINGENT FUND BY SALE OF CITY REAL PROPERTY
BPD	PRJ002464 Headquarters Garage Repair	\$3,500,000
DGS	PRJ003032 Samuel Morse - Water Distribution & Fire Protection System	\$2,500,000
BCFD	PRJ000368 Fire Boat Pier Reconstruction	\$2,000,000
DGS	PRJ002872 Weinburg Housing- Fire Alarm Systems	\$700,000
BCHD	PRJ002873 Hatton Senior Center Roof Replacement and Window Upgrades	\$400,000
DGS	PRJ002874 City Hall Fire Protection Upgrade	\$500,000

Asset List FCI Range and Associated Cost Forecast for all FCI Items over the next 5 years.
 FCI Total Cost includes all Mission Critical and Maintenance and Repair items.

Asset List – FCI Range



Asset Number	ASSET NAME	ASSET ADDRESS	ZIP	SIZE-SF	FCI	FCI TOTAL COST FORECAST	AGENCY	FCI RANGE
C06113	The Cloisters Windmill	10440 Falls Rd	21093	442	98%	\$ 1,069,969	BOPA	81-99%
B09864	Harford Senior Center	4920 Harford Rd	21214	8,543	96%	\$ 3,186,271	BCHD	81-99%
B00083	DGS Fleet Calverton Road Substation	231 N Calverton Rd	21223	4,764	93%	\$ 2,118,708	DGS Fleet	81-99%
B00026	Baltimore City Police North Western District	5271 Reisterstown Rd	21215	26,262	91%	\$ 14,181,340	BPD	81-99%
B00025	Baltimore City Police North Eastern District	1900 Argonne Dr	21218	31,105	90%	\$ 14,298,402	BPD	81-99%
B00076	DGS Fleet Northwest Substation	4410 Lewin Ave	21215	4,764	89%	\$ 1,865,478	DGS Fleet	81-99%
B00102	Druid Health District Building	1515 W North Ave	21217	36,238	88%	\$ 14,961,991	BCHD	81-99%
B00027	Baltimore City Police Eastern District	1620 Edison Hwy	21213	29,647	86%	\$ 12,471,360	BPD	81-99%
B00075	DGS Fleet Northeast Substation	4325 York Rd	21212	4,764	85%	\$ 1,614,548	DGS Fleet	81-99%
C01006	Baltimore City Police Gunpowder Range	10901 Notchcliff Rd	21057	6,714	85%	\$ 1,672,323	BPD	81-99%
B08004	DGS Fleet Fallsway Fueling Station - Garage	410 N Front St (405 Fallsway)	21202	3,589	84%	\$ 1,175,809	DGS Fleet	81-99%
C00088	Janet Leland Hoffman Building (88 State Circle)	88 State Cir	21401	5,883	82%	\$ 2,935,091	HIST	81-99%
B00074	Fire Apparatus Coordination Office	6700 Pulaski Hwy	21237	4,838	82%	\$ 1,803,382	BCFD	81-99%
P00999	Fire Rescue Boat #1 Boat House	2906 Leahy St	21230	3,000	82%	\$ 1,213,675	BCFD	81-99%
B00182	Lower Park Heights Multi Purpose Building	3939 Reisterstown Rd	21215	33,970	80%	\$ 11,251,144	DGS OP / ISF / GF	66-80%
B00006	Fallsway Stables Storage	409 Holliday St	21202	1,610	80%	\$ 411,650	DGS OP / ISF / GF	66-80%
B00023	Baltimore City Police Central District	500 E Baltimore St	21202	56,153	80%	\$ 30,648,897	BPD	66-80%
B00057	Abel Wolman Municipal Building	200 N Holliday St	21202	201,800	78%	\$ 99,327,038	DGS OP / ISF / GF	66-80%
B00030	Baltimore City Police South Western District	424 Font Hill Ave	21223	25,373	77%	\$ 8,865,605	BPD	66-80%
B00063	Ex. District Court of Maryland People's Court	501 E Fayette St	21202	58,491	76%	\$ 28,796,049	DGS OP / ISF / GF	66-80%
B00073	DGS Fleet Fallsway Substation	201 Fallsway	21202	25,507	75%	\$ 5,436,971	DGS Fleet	66-80%
B00121	Hatton Senior Center	2825 Fait Ave	21224	3,942	75%	\$ 1,287,645	BCHD	66-80%
B00028	Baltimore City Police Southern District	10 Cherry Hill Rd	21225	22,025	74%	\$ 6,656,635	BPD	66-80%
B00120	Waxter Senior Center	1000 Cathedral St	21201	50,522	73%	\$ 17,653,952	BCHD	66-80%
B00081	School 33 Art Center	1427 Light St	21230	16,683	73%	\$ 6,204,122	BOPA	66-80%
B00220	Peale Museum	225 N Holliday St	21202	13,686	73%	\$ 6,192,934	HIST	66-80%
B00068	Baltimore City Fire Museum	416 Old Town Mall	21202	8,766	72%	\$ 3,951,298	BCFD	66-80%
B00052	4 S. Frederick - (Brokerage Annex)	4 S Frederick St	21202	27,035	71%	\$ 9,348,285	DGS OP / ISF / GF	66-80%
P06238	Baltimore City Police Aviation Unit (Hanger 499)	701 Wilson Point Rd	21220	23,211	71%	\$ 6,321,814	BPD	66-80%
B00051	Cummings Municipal Building (Ex.MECU)	401 E Fayette St	21202	93,277	68%	\$ 36,516,518	DGS OP / ISF / GF	66-80%
B05014	Fleet Central Garage Car Wash	3800 E Biddle St	21213	3,710	67%	\$ 1,615,544	DGS Fleet	66-80%
B00056	Baltimore City Hall	100 N Holliday St	21202	211,564	66%	\$ 73,452,189	DGS OP / ISF / GF	66-80%
B90980	P.S. 098 - Samuel F. B. Morse Elementary	424 S Pulaski St	21223	63,309	66%	\$ 24,260,761	DGS OP / ISF / GF	66-80%

Asset List – FCI Range



Asset Number	ASSET NAME	ASSET ADDRESS	ZIP	SIZE-SF	FCI	FCI TOTAL COST FORECAST	AGENCY	FCI RANGE
B00181	Northern Community Action Center - Govans	5225 York Rd	21212	14,344	65%	\$ 4,484,370	DGS OP / ISF / GF	50-65%
B07022	EPFL Washington Village Branch	856 Washington Blvd	21230	2,400	64%	\$ 996,365	EPFL	50-65%
B00022	Ex. Fallsway Stables (DGS Warehouse)	411 N Holliday St	21202	12,044	63%	\$ 1,865,134	DGS OP / ISF / GF	50-65%
B00050	Charles Benton Municipal Building	417 E Fayette St	21202	329,031	63%	\$ 107,128,807	DGS OP / ISF / GF	50-65%
B00062	Elijah Cummings Courthouse (Ex Courthouse East)	111 N Calvert St	21202	398,877	62%	\$ 127,536,081	MD State Court	50-65%
B08316	Street Car Museum Elmer H. Parker Shop	2201 Falls Rd	21211	8,436	61%	\$ 1,502,002	HIST	50-65%
B04021	Fire Station Engine 40 Truck 12 BC-5 Medic 11	3906 Liberty Heights Ave	21207	11,301	58%	\$ 3,174,733	BCFD	50-65%
B04039	Fire Department Hazmat Station	1302 Chesapeake Ave	21226	15,690	58%	\$ 3,466,678	BCFD	50-65%
B04045	Baltimore City Fire Marshall Office	410 E Lexington St	21202	13,354	58%	\$ 4,595,892	BCFD	50-65%
B00064	War Memorial Building	101 N Gay St	21202	56,820	57%	\$ 19,539,094	HIST	50-65%
B00090	Street Car Museum Visitor Center	1901 Falls Rd	21217	7,088	57%	\$ 1,506,702	HIST	50-65%
B04023	Fire Station Engine 42 BC-4 Medic 6	4522 Harford Rd	21214	13,094	57%	\$ 3,212,729	BCFD	50-65%
B04024	Fire Station Engine 43 Medic 18	1100 Walters Ave	21239	9,716	57%	\$ 2,777,178	BCFD	50-65%
B04031	Fire Station Engine 52	3525 Woodbrook Ave	21217	6,684	57%	\$ 2,082,856	BCFD	50-65%
B07050	Fire Academy Instruction Building Annex	6714 Pulaski Hwy	21237	10,740	57%	\$ 3,057,891	BCFD	50-65%
B00164	DOT Survey and Records Office	510 Fallsway	21202	14,320	56%	\$ 2,901,122	DGS OP / ISF / GF	50-65%
B00020	Baltimore City Police Headquarters	601 E Fayette St	21202	381,896	56%	\$ 129,606,300	BPD	50-65%
B06108	The Star-Spangled Banner Museum, 1957 Building	844 E Pratt St	21202	3,171	56%	\$ 668,079	HIST	50-65%
B04006	Fire Station Engine 13 Truck 16 Medic 4	405 Mcmechen St	21217	12,087	56%	\$ 2,969,901	BCFD	50-65%
B04011	Fire Station Engine 23 Rescue 1 BC6 AC-1 EMS 2 Medic 1 22	15 S Eutaw St	21201	81,772	56%	\$ 20,331,104	BCFD	50-65%
B07051	Fire Academy Headquarters	6720 Pulaski Hwy	21237	16,136	56%	\$ 5,329,378	BCFD	50-65%
B04007	Fire Station Engine 14 Medic 21	1908 Hollins St	21223	10,011	55%	\$ 2,599,111	BCFD	50-65%
B06073	EPFL No. 31 Reisterstown Branch	6310 Reisterstown Rd	21215	12,867	55%	\$ 4,624,818	EPFL	50-65%
B00082	Bromo Seltzer Art Tower Gallery	21 S Eutaw St	21201	19,839	54%	\$ 10,826,878	BOPA	50-65%
B00061	Clarence M. Mitchell Courthouse	100 N Calvert St	21202	402,180	54%	\$ 96,674,064	MD State Court	50-65%
B00101	WIC Center/Dunbar Child Care Academy	621 N Eden St	21205	15,936	53%	\$ 5,161,238	BCHD	50-65%
B04035	Fire Station Engine 56	6512 Harford Rd	21214	6,840	53%	\$ 1,875,372	BCFD	50-65%
B06040	Southeast Community Action Center	3411 Bank St	21224	12,343	52%	\$ 3,800,896	DGS OP / ISF / GF	50-65%
B02002	Babe Ruth Birthplace Museum	216 S Emory St	21230	7,742	52%	\$ 2,300,502	HIST	50-65%
B06089	Westside Youth Opportunity Center	1510 W Lafayette Ave	21217	29,068	52%	\$ 7,689,764	MOED / MOHS	50-65%
B04004	Fire Station Engine 6 Truck 1 BC-2 AC-2 Medic 7 24	1100 Hillen St	21202	46,580	51%	\$ 9,724,258	BCFD	50-65%
B06059	Baltimore City Library Maintenance Shop	912 Dundalk Ave	21224	10,475	51%	\$ 3,029,250	EPFL	50-65%
B06038	DOT Fallsway Offices	520 Fallsway	21202	15,760	50%	\$ 3,494,861	DGS OP / ISF / GF	50-65%
B00021	Baltimore City Police Headquarters Annex	601 E Fayette St	21202	109,782	50%	\$ 27,383,121	BPD	50-65%
B04026	Fire Station Engine 45 Medic 14	2700 Glen Ave	21215	16,887	50%	\$ 3,137,720	BCFD	50-65%
B04034	Fire Station Engine 55 Truck 23	1229 Bush St	21230	12,852	50%	\$ 2,611,029	BCFD	50-65%
B06074	EPFL No. 17 Pennsylvania Branch	1531 W North Ave	21217	14,708	50%	\$ 4,591,373	EPFL	50-65%

Asset List – FCI Range



Asset Number	ASSET NAME	ASSET ADDRESS	ZIP	SIZE-SF	FCI	FCI TOTAL COST FORECAST	AGENCY	FCI RANGE
B00060	DOT Traffic Management Center	414 N Calvert St	21202	21,872	49%	\$ 5,935,041	DGS OP / ISF / GF	30-49%
B00029	Baltimore City Police South Eastern District	5710 Eastern Ave	21224	27,796	49%	\$ 5,661,615	BPD	30-49%
B00034	Baltimore City Police K9 Unit	Mansion House Dr	21217	2,809	49%	\$ 577,879	BPD	30-49%
B04005	Fire Station Engine 8 Truck 10 BC-3 Medic 15	1503 W Lafayette Ave	21217	12,797	49%	\$ 2,853,398	BCFD	30-49%
B04016	Fire Station Engine 30 Truck 8 Medic 12	3220 Frederick Ave	21229	13,416	49%	\$ 3,168,405	BCFD	30-49%
B04029	Fire Station Engine 50 EMS 5 Medic 2	1601 Broening Hwy	21224	19,927	49%	\$ 3,667,271	BCFD	30-49%
B04036	Fire Station Engine 57	4427 Pennington Ave	21226	6,504	49%	\$ 1,939,281	BCFD	30-49%
B04048	Fire Department Medic Depot	1407 Key Hwy	21230	40,060	49%	\$ 6,884,452	BCFD	30-49%
B06061	EPFL No. 8 Walbrook Branch	3203 W North Ave	21216	10,148	49%	\$ 3,002,282	EPFL	30-49%
B04025	Fire Station Engine 44 Truck 25	2 Upland Ave	21210	8,598	48%	\$ 1,834,041	BCFD	30-49%
B04030	Fire Station Engine 51	634 N Highland Ave	21205	5,853	48%	\$ 1,504,635	BCFD	30-49%
B06063	EPFL No. 29 Herring Run Branch	3801 Erdman Ave	21213	13,197	48%	\$ 4,006,295	EPFL	30-49%
B06081	EPFL No. 3 Light Street Branch	1251 Light St	21230	9,489	48%	\$ 2,382,780	EPFL	30-49%
B00165	Fire Station Engine 4 Truck 29	1201 E Cold Spring Ln	21239	16,311	46%	\$ 3,426,282	BCFD	30-49%
B00035	Baltimore City Police Northern District	2201 W Cold Spring Ln	21209	29,719	45%	\$ 12,853,141	BPD	30-49%
C06112	The Cloisters Castle	10440 Falls Rd	21093	17,571	45%	\$ 4,841,899	BOPA	30-49%
B04010	Fire Station Engine 21 Medic 19	3724 Roland Ave	21211	12,807	45%	\$ 2,598,742	BCFD	30-49%
B04020	Fire Station Engine 36	2249 Edmondson Ave	21223	9,579	45%	\$ 2,094,148	BCFD	30-49%
B04032	Fire Station Engine 53	608 Swann Ave	21229	6,858	45%	\$ 1,233,092	BCFD	30-49%
B04043	Fire Station Engine 33	1223 N Montford Ave	21213	7,293	45%	\$ 1,579,370	BCFD	30-49%
B00077	MOCFS Administration HQ and Maryland Energy Assistance	1731 E Chase St	21213	12,617	44%	\$ 2,615,568	DGS OP / ISF / GF	30-49%
B00069	Pulaski Highway DGS Fleet Heavy Equip. Shop	6210 Pulaski Hwy	21205	24,312	44%	\$ 3,838,846	DGS Fleet	30-49%
B06093	Edgar Allan Poe House	203 N Amity St	21223	1,452	44%	\$ 486,152	HIST	30-49%
B04033	Fire Station Squad 54 Truck 30 Medic 13	5821 Belair Rd	21206	7,932	44%	\$ 1,866,204	BCFD	30-49%
B00005	DGS Public Building Maintenance Shop	500 Fallsway	21202	19,558	43%	\$ 2,272,008	DGS OP / ISF / GF	30-49%
B04027	Fire Station Engine 46 Truck 27 EMS 4	5500 Reisterstown Rd	21215	30,184	43%	\$ 6,190,709	BCFD	30-49%
B04028	Fire Station Engine 47	2608 Washington Blvd	21230	6,483	43%	\$ 1,527,923	BCFD	30-49%
B07055	Fire Academy Drill Tower	6720 Pulaski Hwy	21237	3,500	43%	\$ 686,328	BCFD	30-49%
B06064	EPFL No. 10 Northwood Branch	4420 Loch Raven Blvd	21218	12,985	43%	\$ 3,800,017	EPFL	30-49%
B00229	The Star-Spangled Banner Visitor Center, Jean and Lillian H	844 E Pratt St	21202	12,685	42%	\$ 3,193,430	HIST	30-49%
B04022	Fire Station Engine 41 BC-1	520 S Conkling St	21224	9,594	42%	\$ 1,673,571	BCFD	30-49%
B08000	DGS Fleet Northeast Substation - Garage	4325 York Rd	21212	893	41%	\$ 72,637	DGS Fleet	30-49%
B06095	Street Car Museum Metal Trolley's Car House	1911 Falls Rd	21217	6,551	41%	\$ 821,507	HIST	30-49%
B04000	Fire Station Engine 2	800 Light St	21230	6,534	41%	\$ 1,558,319	BCFD	30-49%

Asset List – FCI Range

Asset Number	ASSET NAME	ASSET ADDRESS	ZIP	SIZE-SF	FCI	FCI TOTAL COST FORECAST	AGENCY	FCI RANGE
B06107	The Star-Spangled Banner Museum, 1812 Flag House Building	844 E Pratt St	21202	2,225	40%	\$ 847,960	HIST	30–49%
B04009	Fire Station Engine 20 Truck 18 Medic 8	3130 W North Ave	21216	15,234	40%	\$ 2,170,723	BCFD	30–49%
B04015	Fire Station Engine 29 Medic 17	4312 Park Heights Ave	21215	14,961	40%	\$ 2,526,022	BCFD	30–49%
B04018	Fire Station Engine 5 Truck 3 Medic 10	805 E. 25th Street, 21218	21218	21,783	40%	\$ 3,690,279	BCFD	30–49%
B06079	EPFL No. 23 Brooklyn Branch	300 E Patapsco Rd	21225	10,152	40%	\$ 2,630,263	EPFL	30–49%
B00048	Health Department Headquarters	1001 E Fayette St	21202	46,212	38%	\$ 11,514,923	BCHD	30–49%
B04038	Fire Station Truck 20 Medic 20	5714 Eastern Ave	21224	19,764	38%	\$ 2,845,956	BCFD	30–49%
B06072	EPFL No. 20 Hamilton Branch	5910 Harford Rd	21214	12,473	38%	\$ 3,374,493	EPFL	30–49%
B00031	Baltimore City Police Western District	1034 N Mount St	21217	25,508	37%	\$ 4,427,625	BPD	30–49%
B04019	Fire Station Engine 35 Truck 21 Medic 9	430 Maude Ave	21225	20,576	37%	\$ 3,120,957	BCFD	30–49%
B04017	Fire Station Engine 31 Medic 3	3123 Greenmount Ave	21218	12,741	36%	\$ 1,950,528	BCFD	30–49%
B06071	EPFL No. 18 Clifton Branch	2001 N Wolfe St	21213	5,867	36%	\$ 2,006,398	EPFL	30–49%
B06189	Neighborhood Design Center	1401 Hollins St	21223	5,615	36%	\$ 1,324,846	EPFL	30–49%
B00084	Baltimore Visitor Center	401 Light St	21202	8,121	36%	\$ 2,853,624	DGS OP / ISF / GF	30–49%
B00033	Baltimore City Police South Eastern District Canopy	5710 Eastern Ave	21224	1,176	35%	\$ 46,984	BPD	30–49%
B02300	Voting Machine Warehouse Elections	301 N Franklinton Rd	21223	42,373	35%	\$ 3,233,089	DGS OP / ISF / GF	30–49%
B08666	Fleet Central Garage Body Shop	3800 E Biddle St	21213	9,492	34%	\$ 1,407,084	DGS Fleet	30–49%
B04014	Fire Station Engine 27 Truck 26	4315 Mannasota Ave	21206	12,420	34%	\$ 1,985,054	BCFD	30–49%
B00122	Patterson Park Casino Center	2601-A E Baltimore St	21224	14,106	33%	\$ 3,633,896	BCHD	30–49%
B00228	Carroll Mansion Museum	802 E Lombard St	21202	7,881	33%	\$ 2,042,473	HIST	30–49%
B06060	EPFL No. 14 Forest Park Branch	3023 Garrison Blvd	21216	7,435	33%	\$ 1,969,940	EPFL	30–49%
B04003	Fire Station Truck 5 Medic 16 EMS 3	2120 Eastern Ave	21231	19,281	32%	\$ 2,746,849	BCFD	30–49%
B06043	Fleet Central Garage Main Building	3800 E Biddle St	21213	105,914	31%	\$ 13,407,059	DGS Fleet	30–49%
B02034	Baltimore Regional Training Center (ex-JARCS)	4910 Park Heights Ave	21215	34,790	30%	\$ 5,838,529	DGS OP / ISF / GF	30–49%
B08001	DGS Fleet Northeast Substation - Rear Mechanic Shop	4325 York Rd	21212	7,741	30%	\$ 241,010	DGS Fleet	30–49%



Asset List – FCI Range

Asset Number	ASSET NAME	ASSET ADDRESS	ZIP	SIZE-SF	FCI	FCI TOTAL COST FORECAST	AGENCY	FCI RANGE
B00230	President's Street Station Civil War Museum	601 President St	21202	4,543	29%	\$ 736,292	HIST	6–29%
B00163	The Weinberg Housing and Resource Center	620 Fallsway	21202	38,701	27%	\$ 5,916,773	MOED / MOHS	6–29%
B06070	EPFL No. 22 Govans Branch	5714 Bellona Ave	21212	8,515	27%	\$ 1,431,400	EPFL	6–29%
B06080	EPFL No. 28 Edmondson Branch	4330 Edmondson Ave	21229	10,617	27%	\$ 1,994,702	EPFL	6–29%
B06176	Fire Station Engine 26 Truck 6 Medic 5 BC EMS	1001 E Fort Ave	21230	26,530	25%	\$ 2,464,640	BCFD	6–29%
B06078	EPFL No. 13 Patterson Branch	158 N Linwood Ave	21224	8,370	24%	\$ 1,370,464	EPFL	6–29%
B07020	EPFL No. 5 Orleans Street Branch	1303 Orleans St	21202	14,938	23%	\$ 1,951,114	EPFL	6–29%
B08667	Fleet Central Garage Fueling Station Canopy	3800 E Biddle St	21213	1,800	19%	\$ 56,792	DGS Fleet	6–29%
B00103	1200 E. Fayette Eastern Health Clinic	1200 E Fayette St	21202	33,482	18%	\$ 3,453,893	BCHD	6–29%
B04041	Fire Department Apparatus Storage in Former Hook - Ladd	1227 S Hanover St	21230	8,676	17%	\$ 649,476	BCFD	6–29%
B06065	EPFL No. 25 Roland Park Branch	5108 Roland Ave	21210	9,518	17%	\$ 1,478,644	EPFL	6–29%
B07021	EPFL No. 38 Southeast Anchor Branch	3601 Eastern Ave	21224	27,400	17%	\$ 3,546,551	EPFL	6–29%
B04013	Fire Department Apparatus Storage in Former Engine 26	399 E Fort Ave	21230	8,658	16%	\$ 656,595	BCFD	6–29%
B07062	Fire Academy Modular Structure Classroom 5, 6, 7	6720 Pulaski Hwy	21237	4,320	12%	\$ 43,463	BCFD	6–29%
B04037	Fire Station Engine 58	2425 Annapolis Rd	21230	6,522	9%	\$ 283,977	BCFD	6–29%
B00107	NEW BARCS - Baltimore Animal Control	2490 Giles Rd	21225	37,358	7%	\$ 1,119,134	BCHD	6–29%
B06075	EPFL No. 9 Waverly Branch	400 E 33rd St	21218	15,550	7%	\$ 637,215	EPFL	6–29%
B07057	Fire Academy Pump House	6720 Pulaski Hwy	21237	140	6%	\$ 7,011	BCFD	6–29%
B06067	Enoch Pratt Free Library Central Branch	400 Cathedral St	21201	349,713	6%	\$ 11,837,832	EPFL	6–29%
B06077	EPFL No. 4 Canton Branch	1030 S Ellwood Ave	21224	6,848	5%	\$ 398,288	EPFL	0–5%
B07059	Fire Academy Fire Pit Pavilion	6720 Pulaski Hwy	21237	1,300	2%	\$ 2,910	BCFD	0–5%
B06069	EPFL No. 7 Hampden Branch	3641 Falls Rd	21211	5,451	2%	\$ 179,439	EPFL	0–5%
B08665	Fleet Central Garage Fueling Station	3800 E Biddle St	21213	111	0%	\$ 2,090	DGS Fleet	0–5%
B07061	Fire Academy Burn Building	6720 Pulaski Hwy	21237	3,000	0%	\$ 3,011	BCFD	0–5%



Asset List FCI Range and Associated Cost Forecast for all FCI Items over the next 5 years.
FCI Total Cost includes all Mission Critical and Maintenance and Repair items.

