

Filters:

Network: BGE

Enterprise: BGE Public

Location: BGE - Barclay Street Lot, BGE - Carroll Park, BGE - Fed Hill Park, BGE - JFA Lot, BGE - Leon Day Park, BGE - Middle Branch Park, BGE - Northeast Market, BGE - Roosevelt Park, BGE - St Frances Academy, BGE-Maryland Zoo

Date Range: 12-01-2024 to 12-31-2024

Charging Sessions

539



CO2 Offset

24,861.18 lbs



Gasoline Saved

1,269.1 gallons



Energy Used

12,690.75 kWh



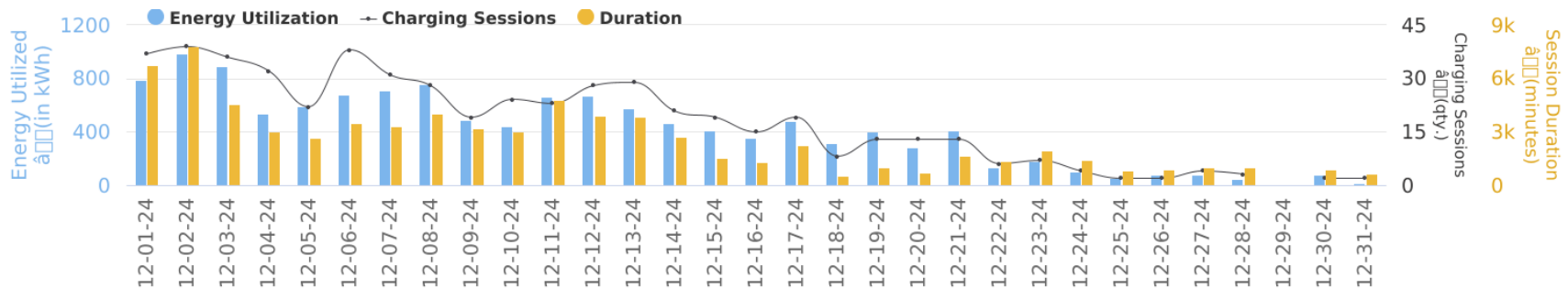
Revenue

3,518.43

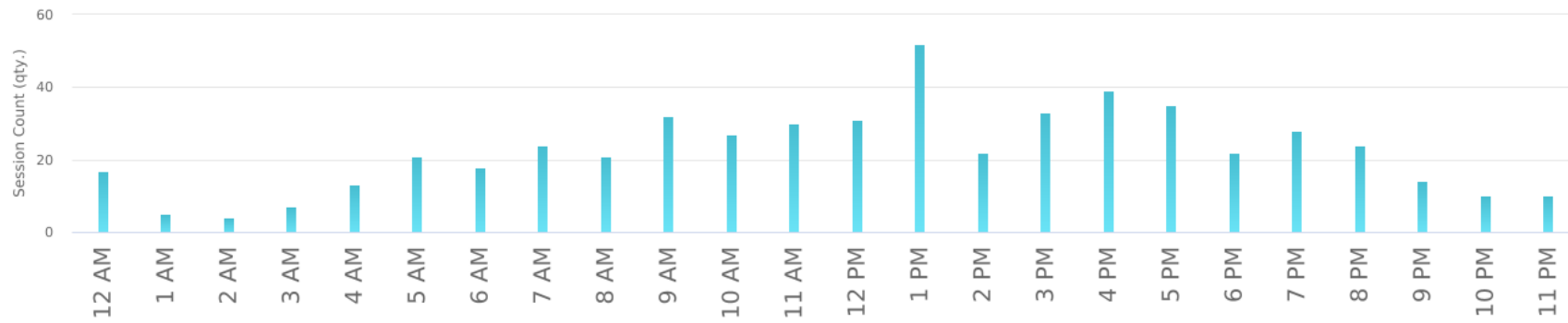
USD



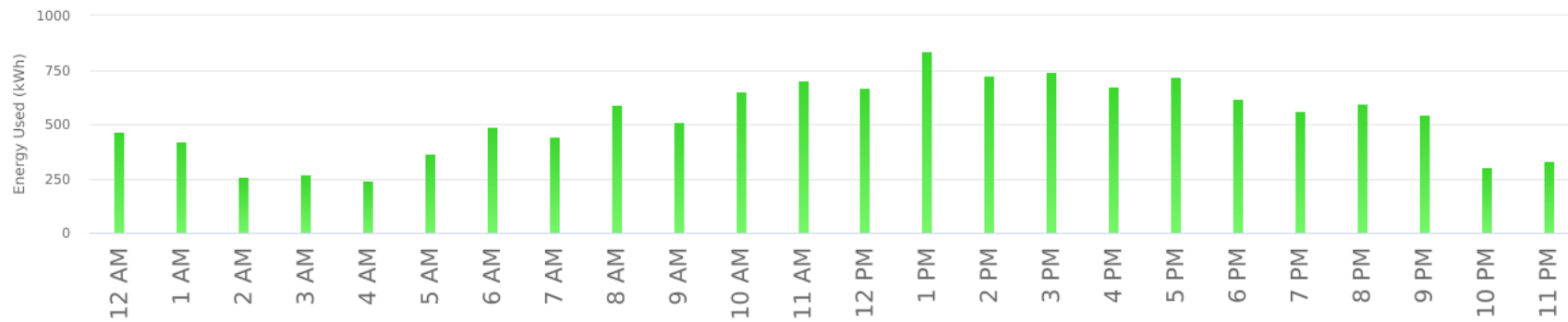
Energy Utilization | Duration | Charging Sessions



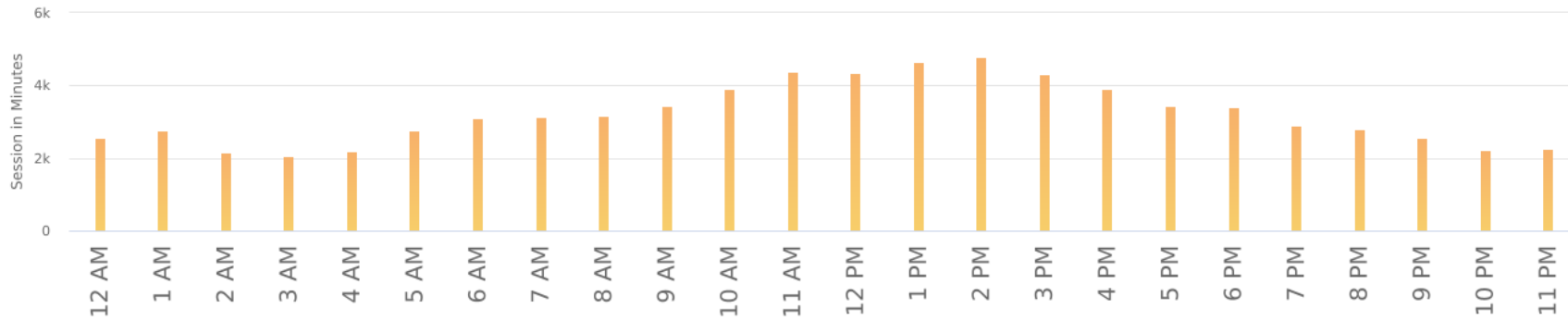
Hourly Utilization - Charging Session



Hourly Utilization - Energy Used



Hourly Utilization - Duration



Energy Utilization | Duration | Charging Session | Revenue Data

Sno.	Network	Enterprise	Location	Energy Utilization (kWh)	Duration(minutes)	Charging Sessions (qty.)	Revenue	Currency
1	BGE	BGE Public	BGE - St Frances Academy	9,065.85	40,072.50	345	2,779.45	USD
2	BGE	BGE Public	BGE - Barclay Street Lot	1,978.90	21,246.30	101	372.23	USD
3	BGE	BGE Public	BGE - Northeast Market	1,197.67	8,145.20	65	286.04	USD
4	BGE	BGE Public	BGE - Leon Day Park	137.44	1,475.80	7	24.74	USD
5	BGE	BGE Public	BGE - Fed Hill Park	80.11	1,049.97	6	14.41	USD
6	BGE	BGE Public	BGE - Middle Branch Park	68.78	2,225.08	6	12.38	USD
7	BGE	BGE Public	BGE - Carroll Park	67.35	890.60	3	12.12	USD
8	BGE	BGE Public	BGE - JFA Lot	42.09	385.13	3	7.58	USD
9	BGE	BGE Public	BGE - Roosevelt Park	14.48	161.42	2	2.63	USD
10	BGE	BGE Public	BGE-Maryland Zoo	38.09	520.00	1	6.85	USD