



# Shepherds



Tell the Good News

**T**he lights had already gone out in the town of Bethlehem. But in the fields nearby, some shepherds sat around a small campfire. They stayed up late, keeping watch over their sheep.

That night, only a few stars twinkled in the big, black sky. The sheep were quieter than usual – except for a soft “baa” from a lamb now and then. The shepherds were quiet too. A few of them started to feel sleepy.

Suddenly, the sky lit up as brightly as daytime!

The shepherds jolted awake. They looked at each other with fearful faces. What was happening?



There in front of them was an angel!

“Do not be afraid,” said the angel. “I bring you GOOD NEWS for all the people. Today, in David’s city, Bethlehem, the Savior has been born to you. He is Christ the Lord! Go look for a baby wrapped in cloths and lying in a manger (the place where animals eat).”

Before the shepherds could even talk or move, the sky got even brighter. It filled up with more angels than they could ever count.

The heavenly army of angels praised God together saying, “Glory to God in the highest!”



## Searching Shepherds Association

Local Chapter:  
Bethlehem,  
City of David

Tasks:  
Shepherding and sharing  
the GOOD NEWS

Then all the angels left and went back into heaven.  
The night turned just as dark and quiet as before.

The shepherds looked at each other with stunned faces. Then they all began talking at once, "Let's go to Bethlehem to see this Child the Lord has told us about!"

Quickly they went off to look for the Savior. Soon they found Him! The baby Jesus lay in a manger, just as the angel had said. The baby's mother, Mary, and her husband<sup>1</sup>, Joseph, rested nearby.

"The angels told us about this baby," said the shepherds. "He is our Savior – Christ, the Lord."

The shepherds thanked God for His GOOD NEWS.

But they knew this GOOD NEWS was too good to keep to themselves. So on the way back to their flocks, they told everyone they met: “The Savior has come! The Savior has come!”

That quiet night turned out to be not so quiet after all. The shepherds could not stop glorifying and praising God for all they had heard and seen.

<sup>1</sup> See Matthew 1:24.

**Learn from the  
Shepherd's biography:**

- Jesus Christ was born in Bethlehem, the City of David.
- Jesus Christ, the Savior, was born to save us from sin. That's GOOD NEWS!



# Parent Ideas

## Shepherds Tell the Good News

Scripture: Luke 2:1-20

### KEY LEARNING POINTS

- Jesus Christ was born in Bethlehem, the City of David.
- Jesus Christ, the Savior, was born to save us from sin. That's GOOD NEWS!

#### 1. Read-together activity –

Bring out some modeling dough and work with your child to shape characters, animals and other objects from the biography, such as shepherds, sheep, staffs, angels, manger or a baby. Then read the biography while your child uses the dough creations to act out the events.

**2. Discussion activity** – Ask the following questions to review the biography:

- Why were the shepherds afraid?
- What did the angel say to the shepherds?
- What did the shepherds do after the angels left?
- What did the shepherds do as they were going back to their flocks?
- Why is Jesus' birth such good news? (Why was He born?)

Parents, help your child to see that Jesus' birth is good news because He saves us from the punishment of our sin. Because of Jesus, we

can be forgiven. We can have a friendship with God. And we can live forever with God in heaven! No wonder the angels said the people would have great joy (Luke 2:10)!


If your child has not yet trusted Christ as Savior, take this opportunity to explain the gospel clearly. Good verses to use are Romans 3:23, Romans 6:23, 1 Corinthians 15:3-4 and Acts 16:31. (If you need help explaining the gospel, talk to your child's Sparks leader.)


**3. Application activity** – Take turns sharing the gospel with each other. Ask your church or Sparks club for tools and visuals – such as tracts or beaded bracelets – that aid you in sharing the message simply and clearly. This activity will provide great practice, and it will make both you and your child more aware and ready to share the gospel with someone if the opportunity arises. Finish your practice time by praying together for people whom you or your child know that need to hear the good news of the gospel.


**4. Review activity** – Celebrate all the wonderful truths you have learned together by playing a biography concentration game. To prepare, cut out all the I.D. cards on the next pages. For extra durability, laminate them or glue them to index cards. Turn the cards over so they are blank, mix them up, and play a matching game.


Here's how to play: Ask your child to pick one card. Then he should try to pick the other matching card. As cards are chosen in the game, he should try to memorize where they are to increase his chances of making a match. Each time your child picks two non-matching cards, ask him to compare and contrast the two biographies – how were the events and characters similar or different? Each time a child picks a matching pair, discuss that biography and ask questions related to the key learning points for that biography.





ARMY MOM 


	NAME:	Deborah
	LOCATION:	Mount Tabor
	SPECIALTY:	Army Support; Problem solving


ARMY MOM 

	NAME:	Deborah
	LOCATION:	Mount Tabor
	SPECIALTY:	Army Support; Problem solving

 **Extreme Fitness**

	Member Name:	Samson
	Address:	Timnah
	Alternate Address:	Gaza Prison
	Occupation:	Protector of Israel

 **Extreme Fitness**

	Member Name:	Samson
	Address:	Timnah
	Alternate Address:	Gaza Prison
	Occupation:	Protector of Israel

 Name: Samuel

Address: God's house at Shiloh

Job: Listening to God's Word

Official bearer of **Bad News**

 Name: Samuel

Address: God's house at Shiloh

Job: Listening to God's Word

Official bearer of **Bad News**

 Member Name: David

Hometown: Bethlehem

Current Profession: Shepherd

**Future Kings' Club**

 Member Name: David

Hometown: Bethlehem

Current Profession: Shepherd

**Future Kings' Club**

## Nation of Israel



Name: Solomon

Address: Jerusalem

Occupation: Wise King



Tribe of Judah

## Nation of Israel



Name: Solomon

Address: Jerusalem

Occupation: Wise King



Tribe of Judah

**CERTIFIED**



**LEVEL 3**

**Desert  
Survivor**

Name: ELIJAH

Location: MOUNT HOREB

Job: PROPHET (AND RUNNER!)

**CERTIFIED**



**LEVEL 3**

**Desert  
Survivor**

Name: ELIJAH

Location: MOUNT HOREB

Job: PROPHET (AND RUNNER!)

## Idol Smashers Inc.



Name: Josiah

Location: Jerusalem

Job: King of Judah

## Idol Smashers Inc.



Name: Josiah

Location: Jerusalem

Job: King of Judah

**DEN SURVIVOR**



Name: Daniel

Location: Babylon

Specialties: Praying and  
trusting God

**DEN SURVIVOR**



Name: Daniel

Location: Babylon

Specialties: Praying and  
trusting God

	NAME:	Nehemiah
	AREA:	Persia and Jerusalem
	OCCUPATION:	King's Servant

**WALL·BUILDERS·UNION**


NAME: Nehemiah

OCCUPATION: King's Servant

	NAME:	Nehemiah
	AREA:	Persia and Jerusalem
	OCCUPATION:	King's Servant


**WALL·BUILDERS·UNION**

NAME: Nehemiah

PRIEST		NAME: <u>ZACHARIAS</u>
	Temple Clearance Level: <b>1</b>	LOCATION OF SERVICE: <u>THE TEMPLE AT JERUSALEM</u>
		OFFICIAL MEMBER: <b>TRIBE OF LEVI</b>





NAME: ZACHARIAS

Temple Clearance  
Level: 


**OFFICIAL  
MEMBER:**

# TRIBE OF LEVI

PRIEST		NAME: <u>ZACHARIAS</u>
	Temple Clearance Level: 	LOCATION OF SERVICE: <u>THE TEMPLE AT JERUSALEM</u>
		OFFICIAL MEMBER: <u>TRIBE OF LEVI</u>



NAME: ZACHARIAS

Temple Clearance  
Level: 

**OFFICIAL  
MEMBER:**

# TRIBE OF LEVI

Society of Special Servants	Name: Mary
	_____
	City: Nazareth
	_____
	Job: Handmaiden (girl servant) of the Lord
	_____

Name: **Mary**



<b>Society of Special Servants</b>	Name: Mary
	City: Nazareth
	Job: Handmaiden (girl servant) of the Lord



Name: **Mary**





# Searching Shepherds Association

---

Local Chapter:  
**Bethlehem,  
City of David**

Tasks:  
**Shepherding and sharing  
the GOOD NEWS**

# Searching Shepherds Association

Local Chapter:

Tasks:

A black and white photograph of a hand holding a wooden staff, with a sheep's head visible in the background.

# Searching Shepherds Association

Local Chapter:

Bethlehem,  
City of David

Tasks:

Shepherding and sharing  
the GOOD NEWS

# Searching Shepherds Association

Local Chapter:

Tasks: