



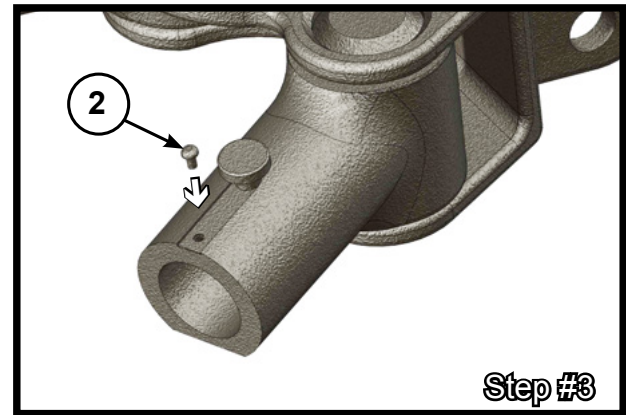
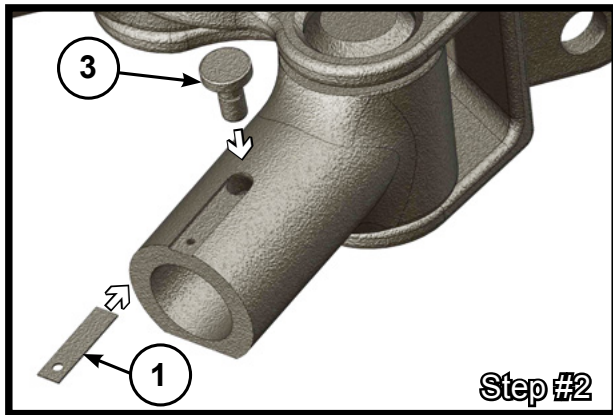

84-0176

SwayPro Locking Pin Kit Installation Instructions

1. Remove the existing rivet, locking pin spring and locking pin from the hitch head.

Preferred Removal: Using a 3/32" punch and hammer, drive the existing rivet out of the bar pivot from inside the bar pivot cavity.

Optional Removal: Using a flat screwdriver and hammer, drive the screwdriver in between the spring and bar pivot from the end. Pry straight up on the spring and rivet to release from the bar pivot.



2. Insert the locking pin into the bar pivot hole. Stack two (2) springs on top of each other and slide the springs into the slot of the bar pivot until the springs seats into the groove of the locking pin and the rivet hole lines up with the holes in the springs.
3. Install the rivet into the hole thru the locking pin springs and bar pivot of the hitch head.

| Item No. | Part No. | Description | Qty. |
|----------|----------------|----------------------------------|------|
| 1..... | 222-0086 | Locking Pin Spring | 2 |
| 2..... | 229-0670 | #6 x 1/4" Rivet | 1 |
| 3..... | 299-0595 | Manual Release Locking Pin | 1 |

CUSTOMER SERVICE COMMITMENT

Blue Ox® is committed to providing you with exceptional customer care throughout your lifetime with our products. Our team is here to assist you with any questions you may have regarding the performance of your product. Simply call (402) 385-3051 and you can speak with our customer care team.

Additionally, please visit our website to see which rallies our Destination America team will be attending. For a nominal fee, our service technician will service your towing system to ensure it's in proper working condition. Also, as a commitment to our customers, should you visit our factory, you can stay at our full service Blue Ox® campground at no charge along with enjoying a factory tour.

Again, thank you for being our customer and for the confidence you have shown in the performance of our products. It is because of customers like you we enjoy the success we have today.

© 2013 Blue Ox
One Mill Road, Industrial Park
Pender, Nebraska 68047
Phone: (402) 385-3051
Fax: (402) 385-3360
www.blueox.com