



GEORGE WASHINGTON

2016-17 MEN'S BASKETBALL NOTES

GAME 35 George Washington (20-14) at UIC (16-18)

MONDAY, MARCH 20, 2017 | 7:00 PM CT | UIC PAVILION | CHICAGO, IL

STREAM: ESPN3.COM/WATCHESPN | LIVE STATS: UICFLAMES.COM

2016-17 SCHEDULE

NOVEMBER

SAT 5	BOWIE STATE (Exh) (RHLive)	W, 86-80
FRI 11	MDES (RHLive)	W, 75-71
TUE 15	SIENA (RHLive)	W, 77-75
THU 17	ARKANSAS-PINE BLUFF (RHLive)	W, 61-41
Mon 21	vs. Georgia (Kansas City)^	L, 81-73
Tue 22	vs. UAB (Kansas City)^	L, 81-74
SAT 26	PENN STATE (RHLive)	L, 74-68
Tue 29	at Harvard	W, 77-74

DECEMBER

SAT 3	USF (RHLive)	W, 68-67
Sun 4	vs. Florida State (BB&T) (CBSSN)	L, 67-48
Wed 7	at Temple (CBSSN)	W, 66-63
SAT 10	HOWARD (RHLive)	W, 79-62
THU 15	UCF (RHLive)	W, 74-59
Thu 22	at Miami (ACC Network Extra)	L, 72-64
Fri 30	at Saint Joseph's* (CSN+)	L, 68-63

JANUARY

THU 5	DAVIDSON* (ESPN2)	W, 73-69
SUN 8	RICHMOND* (NBCSN)	L, 77-70
Wed 11	at VCU* (ESPN2)	L, 85-55
Sun 15	at La Salle* (NBCSN)	L, 79-69
WED 18	DUQUESNE* (RHLive)	W, 65-63
Wed 25	at George Mason* (ASN)	W, 87-68
SAT 28	SAINT LOUIS* (ASN)	W, 63-55
Tue 31	at Rhode Island* (CBSSN)	L, 82-70

FEBRUARY

Sat 4	at Richmond* (NBCSN)	L, 84-75
WED 8	VCU* (CBSSN)	L, 54-53
SAT 11	ST. BONAVENTURE* (NBCSN)	W, 76-70
Wed 15	at Davidson* (ASN)	L, 74-63
Sun 19	at Duquesne* (NBCSN)	W, 77-70
THU 23	MASSACHUSETTS* (ASN)	W, 83-67
SUN 26	GEORGE MASON* (FB Live)	W, 83-74

MARCH

Wed 1	at Fordham* (A-10 Network)	W, 67-66
SAT 4	DAYTON* (CBSSN)	W, 87-81

2017 Atlantic 10 Championship

Thu 9	Saint Louis (NBCSN)	W, 53-46
Fri 10	Richmond (NBCSN)	W, 70-67

2017 CBI Presented by FIVE FOUR

Wed 15	Toledo (RH Live)	W, 73-69
Mon 20	Illinois-Chicago (ESPN3)	7:00

ALL TIMES LOCAL | * - Atlantic 10 Conference game
 ^ - CBE Classic (Sprint Center, Kansas City)
 RHLive - GWsports.com's RaiseHigh Live Stream
 ASN - American Sports Network

GW FACES UIC IN CBI QUARTERS

TIPPING OFF: The GW men's basketball team continues its quest for a second consecutive postseason championship as it travels to Chicago to take on the Flames of UIC Monday at 8 p.m. ET in a CBI quarterfinal. The winner moves on to the semifinals, which will be held Wednesday evening against a to-be-determined opponent.

ABOUT THE CBI: Originally a 16-team field, eight teams are now vying for a spot in the semifinals. The other quarterfinal matchups on Monday are: Loyola (MD) vs. Coastal Carolina, Wyoming vs. UMKC, and Rice vs. Utah Valley. The remaining four teams will be re-bracketed for the semis, and the finals series is slated for March 27, 29 and 31, with one team hosting two of the three games (if necessary). Past CBI champions include Tulsa, Oregon State, VCU, Oregon, Pittsburgh, Santa Clara, Siena, Loyola Chicago and Nevada.

POSTSEASON CHAMPIONS: GW hopes to win a second consecutive postseason championship after last year capturing the NIT title, which was the first postseason championship in program history. Tyler Cavanaugh played his best basketball of the season in the NIT run last year, averaging 19.4 points on .493 shooting with 9.0 rebounds to earn the Most Outstanding Player award.

PICKING UP WHERE HE LEFT OFF: In GW's first round win over Toledo, Cavanaugh continued his stellar play by pouring in 29 points on 10-of-15 shooting including 5-of-8 from three, while also adding seven boards, a block, steal and assist. The grad student has reached the 20-point plateau in six of the last seven games and over the last 15 games, is averaging 21.1 points and 9.6 rebounds. On the season, he has 16 20-point games and 12 double-doubles, and in his GW career has scored in double figures in 69 of 72 games.

SUPER STEEVES: Providing a scoring punch of late has been Patrick Steeves, who has settled into the starting lineup with double figure outings in eight of the last 15 games. Steeves, who missed the entire month of December with a knee injury, has found his form, scoring 16 against Richmond in the A-10 quarterfinals and 17 vs. Toledo.

HOT STREAK: GW is playing its best basketball at the right time of the year, having won seven of its last eight games. The best shooting team from three-point range in A-10 play, the Colonials have shot it well from all over recently, hitting above 45 percent in six of the last seven, including .549 and .491 in the last two games, respectively.

SCOUTING UIC: The Flames are 16-18 and advanced to the quarterfinals with a 71-69 win over Stony Brook at home last Thursday. UIC is making its first postseason appearance since the 2013 CIT and is led by junior center Tai Odiase, the Horizon League Defensive Player of the Year who also leads the team in scoring (11.1 ppg). Four freshmen accompany Odiase in the starting lineup.



Coach: Maurice Joseph
Record at GW: 20-14
Year at GW: 6th (1st as HC)
Career record: Same

1-0 vs. UIC
 H: 0-0 A: 0-0 N: 1-0
 1980-81 N W, 75-71



Coach: Steve McClain
Record at UIC: 21-43
Year at UIC: 2nd
Career record: 178-158

GW PROBABLE STARTERS

NO.	NAME	YR.	POS.	HT.	WT.	PPG	RPG	NOTE
3	Jair Bolden	Fr.	G	6-4	205	4.9	1.8	8.6 ppg over last eight
10	Patrick Steeves	Gs	G/F	6-8	232	6.7	3.0	Double figure scoring in 8 of last 15
12	Yuta Watanabe	Jr.	G	6-9	197	11.9	4.8	A-10 All Defensive Team
23	Jaren Sina	r-Jr.	G	6-2	187	9.0	3.3*	.833 FT shooter, .364 3PT
34	Tyler Cavanaugh	Gs	F	6-9	243	18.1	8.4	16 20-pt games, 12 double-doubles

RESERVES

4	Justin Williams	Fr.	G	6-4	215	0.3	1.0	Scored 24 ppg as a senior
5	Adam Mitola	Fr.	G	6-2	205	0.8	0.5	Younger brother of Alex Mitola
11	Arnaldo Toro	Fr.	F	6-8	245	4.5	4.4	11.2 rebounds/40 minutes
14	Jordan Roland	So.	G	6-1	171	6.8	2.0	Finished 3rd in A-10 in 3PT% (.429)
15	Collin Smith	Fr.	C	6-10	240	5.3	4.5	1st double-double at SJU (12&11)
30	Matt Hart	r-Sr.	G	6-1	182	4.2	1.5	Career .424 3PT FG% at GW
33	Collin Goss	So.	F	6-11	227	1.5	1.1	Career-high 5 points at Harvard
40	Kevin Marfo	Fr.	F	6-8	245	2.7	2.8	18 points, 9 boards vs. FSU

ATHLETICS COMMUNICATIONS

Men's Basketball Contact: Justin Moore
 Email: JustinMoore@gwu.edu
 Office Phone: (202) 994-8604
 Press Row Phone: (202) 994-1776
 Mailing Address: 600 22nd Street NW
 Washington, DC 20052
 Athletics Website: www.GWsports.com
 Twitter: @GW_MBB, #RaiseHigh



2016-17 GEORGE WASHINGTON MEN'S BASKETBALL ROSTER

NO.	NAME	HT.	WT.	POS.	YR.	HOMETOWN/HIGH SCHOOL/PREVIOUS SCHOOL
3	Jair Bolden [<i>ji-ear</i>]	6-4	205	G	FR	Brooklyn, NY/Westtown School (PA)
4	Justin Williams	6-4	215	G	FR	Glen Burnie, MD/Annapolis Area Christian
5	Adam Mitola [<i>muh-toe-la</i>]	6-2	205	G	FR	Florham Park, NJ/Gill St. Bernard's
10	Patrick Steeves	6-8	232	G/F	GS	Montreal, Quebec/Hotchkiss School/Harvard
11	Arnaldo Toro	6-8	245	F	FR	Hormigueros, Puerto Rico/St. Benedict's Prep (NJ)
12	Yuta Watanabe [<i>you-tuh wah-tuh-nah-bay</i>]	6-9	196	G	JR	Kagawa, Japan/St. Thomas More School (CT)
14	Jordan Roland	6-1	171	G	SO	Syracuse, NY/Westhill
15	Collin Smith	6-10	240	C	FR	Jacksonville, FL/The Bolles School
23	Jaren Sina [<i>see-na</i>]	6-2	187	G	R-JR	Lake Hopatcong, NJ/Gill St. Bernard's/Seton Hall
30	Matt Hart	6-1	182	G	R-SR	Orchard Park, NY/Canisius H.S./Hamilton
33	Collin Goss	6-11	227	F	SO	Manassas, VA/St. Stephens & St. Agnes
34	Tyler Cavanaugh	6-9	243	F	GS	Syracuse, NY/Jamesville-DeWitt/Wake Forest
40	Kevin Marfo	6-8	245	F	FR	Bergenfield, NJ/Worcester Academy (MA)

GW QUICK FACTS

General Information

Location Washington, D.C.
 Foggy Bottom neighborhood, 4 blocks west of White House
 Founded 1821
 Enrollment 26,000
 Nickname Colonials
 Colors Buff & Blue
 Conference Atlantic 10
 Home Court Charles E. Smith Center
 Press Row Phone 202-994-1776
 Director of Athletics Patrick Nero

All-Time Records

First Year of Men's Basketball 1906-07
 Overall All-Time Record 1,338-1,125 (103rd season)
 Overall A-10 Record 321-320 (41st season)
 A-10 Championship Record 26-37 (39 app.)
 NCAA Tournament Record 4-11 (11 app.)
 Postseason NIT Record 6-5 (6 app.)

Coaching Staff

Interim Head Coach Maurice Joseph (Vermont '09)
 Associate HC Hajji Turner (Louisville '02)
 Assistant Coach Carmen Maciariello (Siena '01)
 Assistant Coach Chris Holm (Vermont '07)
 Director of Operations Victoria Sun (Syracuse '97)
 Director of Player Development Joe McDonald (GW '16)

Team Information

2015-16 Overall Record 28-10
 2015-16 A-10 Finish 11-7/5th
 2015-16 Postseason NIT Champions
 Lettermen Returning/Lost 5/7
 Starters Returning/Lost 2/3
 Newcomers 7

COMING THROUGH IN CRUNCH TIME: GW has played in two straight games that have been settled by five points or less, and on the season own a 9-3 mark in such contests. The Colonials have won three within the final 10 seconds. Cavanaugh hit a game-winning three with 8.2 seconds left at Temple, and Collin Smith erased a two-point deficit with a three-pointer with 3.5 seconds left that gave the Colonials a 68-67 win over USF on Dec. 3. Cavanaugh also knocked down three free throws with 0.9 seconds remaining to hand GW a 67-66 defeat of Fordham.

FIRING FROM THREE: GW has connected at a .400 clip or better from three-point range 18 times this season, and .500 or better nine times. The most accurate three-point shooting team in the A-10 during conference play (.403), GW has connected on double-digit threes 11 times this season. Cavanaugh leads the team in both three-point field goals (65) and attempts (162), good for .401 accuracy. Jordan Roland ranked as the third-most accurate shooter in the league during the regular season and is hitting .420 (42-100). Matt Hart leads the team at .429 (30-70).

ASSIST-TURNOVER RATIO: Though GW has a 1 .0 assist/turnover ratio for the season, the Colonials have finished with a positive margin in each of the last four games to average a 4:3 ratio in that stretch. GW was 15/11 vs. Dayton, 15/8 vs. Saint Louis, 14/13 vs. Richmond and 13/8 vs. Toledo.

All-ATLANTIC 10: GW had three student-athletes earn All-A-10 honors. Cavanaugh landed on the All-Conference Second Team and All-Academic Team; Yuta Watanabe was named to the All-Defensive Team; and Steeves joined Cavanaugh on the All-Academic Team.

CAVANAUGH APPROACHING TOP 25: Despite playing just two seasons for GW, Cavanaugh is on the verge of cracking the top 25 on the school's all-time scoring list. Cavanaugh has 1,254 points which ranks 27th. Just ahead of him on the list are Carl Elliott (1,256) and SirValiant Brown (1,274).

FRESHMEN PRODUCTION: GW has received significant contributions from its freshmen all season. Point guard Jair Bolden has come on late in the season, starting the last 16 games. Over the last nine games he's averaging 8.6 ppg. Bolden and Collin Smith have six double-figure scoring games apiece, while Arnaldo Toro has two. Those three have combined for 50 starts this season (Toro 17, Smith 17, Bolden 16).

PROTECTING HOME COURT: Since 2013-14, GW has been one of the best teams in the Atlantic 10 at protecting home court. The Colonials own a 56-9 record, including 14-3 this year, for a .861 winning percentage, which is third-best in the conference. Only VCU (57-7, .891) and Dayton (58-8, .879) have a better home winning percentage in that stretch.

GOOD ON THE GLASS: GW has made a habit of outrebounding its opponents, finishing with a positive margin on the glass in 23 of 34 games. For the year, the Colonials have a +4.7 margin which stands as the second best in the Atlantic 10 and ranks 39th nationally. GW also ranks second in the league in offensive rebound percentage (.335) and defensive rebound percentage (.739), and third in offensive rebounds (11.6/game)

AT THE CHARITY STRIPE: GW ranks third in the A-10 in FT percentage (.749) and fourth with 519 free throws

GW'S RECORD IN 2016-17...

CATEGORY	2016-17
When leading at halftime	15-5
When trailing at halftime	5-8
When tied at halftime	0-1
In November	4-3
In December	4-3
In January	4-5
In February	4-3
In March	4-1
On Sunday	2-3
On Monday	0-1
On Tuesday	2-2
On Wednesday	5-3
On Thursday	5-1
On Friday	1-2
On Saturday	5-2
When GW shoots below 35%	0-3
When GW shoots between 35-40%	4-4
When GW shoots between 40-45%	8-3
When GW shoots between 45-50%	7-3
When GW shoots between 50-55%	1-1
When GW shoots between 55-60%	0-0
When GW shoots over 60%	0-0
When opponents shoot below 40%	8-1
When opponents shoot above 40%	12-13
When GW scores fewer than 60 points	1-3
When GW scores 60-69 points	6-6
When GW scores 70-79 points	9-5
When GW scores 80-89 points	4-0
When GW scores 90+ points	0-0
When GW holds opponent under 60 points	4-1
When GW allows 60+ points	16-13
In games decided by five points or less	9-3
In overtime	0-0
When outrebounding an opponent	14-9
When outrebounded by an opponent	6-3
When rebounds are equal	0-2
When leading with 5:00 left in second half	16-1
When trailing with 5:00 left in second half	4-11
When tied with 5:00 left in second half	0-2
vs. Non-Conference Opponents	9-5
vs. MEAC (Maryland-Eastern Shore, Howard)	2-0
vs. MAAC (Siena)	1-0
vs. SWAC (Arkansas-Pine Bluff)	1-0
vs. SEC (Georgia)	0-1
vs. CUSA (UAB)	0-1
vs. Big Ten (Penn State)	0-1
vs. Ivy League (Harvard)	1-0
vs. American Athletic (USF, Temple, UCF)	3-0
vs. Atlantic Coast (FSU, Miami)	0-2
vs. MAC (Toledo)	1-0
At Charles E. Smith Center	14-3
On the road	5-7
At neutral site	1-4
Wearing White uniforms:	13-4
Wearing Blue uniforms:	4-9
Wearing Buff uniforms:	0-0
Wearing Gray uniforms:	3-1
vs. Top 25 ranked teams	0-0
as a Top 25 ranked team	0-0
vs. teams with winning records	10-13
vs. .500 teams	3-1
vs. teams with losing records	7-0
When GW is coming off a win	12-7
When GW is coming off a loss	7-7
Longest GW win streak	6
Longest GW losing streak	3
Largest lead	27, 2nd half 7:42 vs. Arkansas-Pine Bluff
Largest deficit	35, 2nd half 7:24 vs. Florida State

made (15.3 per game). The Colonials have made more free throws than the opponent has attempted in 15 games.

INJURY BUG: Second-leading scorer Yuta Watanabe missed seven games due to a calf injury, spanning the Penn State game through the UCF game ... Patrick Steeves also missed seven due to a knee injury (the entire month of December).

SLUGGING IT OUT: For the ninth time this season GW held its opponent under 40 percent shooting when it limited Saint Louis to .367 from the field. The Colonials are 8-1 in those instances (wins over Maryland-Eastern Shore, Arkansas-Pine Bluff, Howard, UCF, Davidson, Saint Louis, SBU, Saint Louis, loss to VCU).

SECOND CHANCES: The Colonials are averaging 11.3 rebounds on the offensive end to help outscore opponents 403-305 (+2.9/game) in second-chance points.

MONUMENTAL HOME COURT ADVANTAGE: The Colonials had won 27 straight at home overall against non-conference competition before a loss to Penn State on 11/26. Prior to that, the last loss came at the hands of K-State on Dec. 8, 2012. GW is 56-9 (.861) at home overall since 2013-14.

CARDS WE'RE DEALT: GW has a pair of returning starters in Cavanaugh and Yuta Watanabe, and five total letterwinners from last season's NIT championship team. The Colonials also welcomed seven newcomers along with redshirt junior Jaren Sina, who sat out a year ago after transferring from Seton Hall. GW had to replace three starters in swingman Patricio Garino, forward Kevin Larsen and guard Joe McDonald, who were all lost to graduation.

CLUTCH PERFORMERS: The Colonials had to replace 60 percent of their scoring from last season with Garino (14.1 ppg), Larsen (12.3 ppg), McDonald (8.8 ppg) and Alex Mitola (5.3 ppg) representing the majority of scoring lost. Garino was also the team's top 3-point shooter (.430), Larsen the top rebounder (8.3 rpg) and McDonald the leader in assists (110). Those three combined to start 383 games in their careers.

TRUST IN TRANSFERS: Though GW lost the aforementioned experience, it gained two key players in Sina, who is eligible after sitting out last season following his transfer from Seton Hall, and Patrick Steeves, who can play right away after graduating and transferring from Harvard. Sina was a Big East All-Rookie Team selection and started 42 games for Seton Hall, while Steeves averaged 9.1 points off the bench for Harvard last season, shooting .458 from 3-point. Steeves has two years of eligibility at GW after being limited to one playing year at Harvard due to injuries.

THE CHOSEN ONE: Watanabe will look to have a breakout season after being a full-time starter as a sophomore, when he averaged 8.4 points and 4.0 rebounds while leading the team with 40 blocks. The native of Kagawa, Japan, starred for the Colonials in their foreign tour of his home country in August, as GW went 4-0 with three wins over the Japanese National Team and one over the Ryukyu Golden Kings of the country's pro basketball league. Watanabe averaged 14.5 points and 7.5 rebounds, while shooting .513 from the floor and .462 from 3-point range.

YOUNG GUNS: Eight players have made their GW debuts this season. In addition to transfers Steeves and Sina, six prep players joined the program in guards Jair Bolden (Brooklyn, NY/Westtown School (PA)), Adam Mitola (Florham Park, NJ/Gill St. Bernard's) and Justin Williams (Glen Burnie, MD/Annapolis Area Christian); forwards Kevin Marfo (Bergenfield, NJ/Worcester Academy (MA)) and Arnaldo Toro (Hormigueros, Puerto

TALE OF THE TAPE



GW	CATEGORY	UIC
20-14	Record	16-18
69.9	PPG	✓ 76.2
69.4 ✓	PPG Allowed	76.3
+0.5 ✓	Scoring Margin	-0.1
.423	FG%	✓ .442
.444	FG% Defense	✓ .422
.372 ✓	3FG%	.362
.354 ✓	3FG% Defense	.356
.749 ✓	FT%	.712
15.3	FT Made/Game	✓ 16.9
36.7	RPG	✓ 39.8
+4.7 ✓	Rebound Margin	+3.3
13.3	APG	✓ 14.3
13.0 ✓	TO PG	16.2
-2.3 ✓	TO Margin	-3.8
3.9	BPG	✓ 5.1
5.4 ✓	SPG	5.3
W1	Streak	W1

DOUBLING DOWN

PLAYER	'16-17	'15-16	'14-15	'13-14	'12-13	Career
DOUBLE-DOUBLES						
Tyler Cavanaugh	12	11	-	0	0	22
Yuta Watanabe	1	0	0	-	-	23
Collin Smith	1	-	-	-	-	1
20-POINT GAMES						
Tyler Cavanaugh	16	10	-	1	0	26
Yuta Watanabe	1	1	-	-	-	2
Jordan Roland	2	0	-	-	-	2
Patrick Steeves	1	1	-	-	-	2
Collin Smith	1	-	-	-	-	1
Jaren Sina	1	-	0	0	-	1
DOUBLE-FIGURE SCORING GAMES						
Tyler Cavanaugh	31	38	-	14	3	86
Matt Hart	3	3	-	24	19	49
Yuta Watanabe	18	12	9	-	-	39
Jaren Sina	13	-	6	7	-	26
Patrick Steeves	8	10	-	-	-	18
Jordan Roland	10	1	-	-	-	11
Collin Smith	6	-	-	-	-	6
Jair Bolden	6	-	-	-	-	6
Arnaldo Toro	2	-	-	-	-	2
Kevin Marfo	1	-	-	-	-	1
DOUBLE-FIGURE REBOUNDING GAMES						
Tyler Cavanaugh	13	11	-	0	0	24
Arnaldo Toro	2	-	-	-	-	2
Yuta Watanabe	1	0	-	-	-	1
Collin Smith	1	-	-	-	-	1

Rico/St. Benedict's Prep); and center Collin Smith (Jacksonville, FL/The Bolles School). Bolden, Smith and Toro all helped lead their teams to state championships as seniors. Additionally, Toro's St' Benedict's Prep squad finished with a 35-2 record, an appearance in the Dick's High School Nationals quarterfinals and a No. 12 final ranking in the USA Today Sports Super 25.

INTERNATIONAL ROOTS: The Colonials have three players with international playing experience. Watanabe is a member of the Japan National Team, having played in Olympic qualifying games this past summer. Sina played for the Kosovo National Team this summer as well in that country's quest to qualify for the 2017 FIBA European Championship. Steeves and Toro both have played for their youth national teams, with Steeves playing for the Canadian Cadet Men's National Team in 2012 at the FIBA U17 World Championships, and Toro representing Puerto Rico as the Youth National Team competed in the 17U World Cup in 2014.

GW STARTERS BY GAME

- UMES: Sina, Hart, Watanabe, Cavanaugh, Smith
- Siena: Sina, Hart, Watanabe, Cavanaugh, Smith
- UAPB: Sina, Hart, Watanabe, Cavanaugh, Smith
- Georgia: Sina, Hart, Watanabe, Cavanaugh, Smith
- UAB: Sina, Hart, Watanabe, Cavanaugh, Smith
- Penn State: Sina, Hart, Steeves, Cavanaugh, Toro
- Harvard: Sina, Roland, Cavanaugh, Toro, Smith
- USF: Sina, Roland, Cavanaugh, Toro, Smith
- FSU: Sina, Hart, Cavanaugh, Toro, Smith
- Temple: Sina, Roland, Cavanaugh, Toro, Smith
- Howard: Sina, Roland, Watanabe, Cavanaugh, Smith
- UCF: Sina, Roland, Cavanaugh, Toro, Smith
- Miami: Sina, Roland, Cavanaugh, Toro, Smith
- Saint Joseph's: Sina, Roland, Watanabe, Cavanaugh, Smith
- Davidson: Sina, Roland, Watanabe, Cavanaugh, Smith
- Richmond: Sina, Roland, Watanabe, Cavanaugh, Smith
- VCU: Sina, Roland, Watanabe, Cavanaugh, Toro
- La Salle: Sina, Watanabe, Cavanaugh, Toro, Smith
- Duquesne: Bolden, Sina, Watanabe, Cavanaugh, Toro
- George Mason: Bolden, Sina, Watanabe, Cavanaugh, Toro
- Saint Louis: Bolden, Sina, Watanabe, Cavanaugh, Toro
- Rhode Island: Bolden, Sina, Watanabe, Cavanaugh, Toro
- Richmond: Bolden, Sina, Watanabe, Steeves, Cavanaugh
- VCU: Bolden, Sina, Watanabe, Cavanaugh, Toro
- St. Bonaventure: Bolden, Sina, Watanabe, Cavanaugh, Toro
- Davidson: Bolden, Sina, Watanabe, Cavanaugh, Toro
- Duquesne: Bolden, Sina, Watanabe, Steeves, Cavanaugh
- UMass: Bolden, Sina, Watanabe, Cavanaugh, Smith
- George Mason: Bolden, Sina, Watanabe, Steeves, Cavanaugh
- Fordham: Bolden, Sina, Watanabe, Steeves, Cavanaugh
- Dayton: Sina, Hart, Watanabe, Steeves, Cavanaugh
- Saint Louis: Bolden, Sina, Watanabe, Steeves, Cavanaugh
- Richmond: Bolden, Sina, Watanabe, Steeves, Cavanaugh
- Toledo: Bolden, Sina, Watanabe, Steeves, Cavanaugh
- UIC:

GW RECORD BY STARTERS 2016-17

- 3-2: Sina, Hart, Watanabe, Cavanaugh, Smith
- 0-1: Sina, Hart, Steeves, Cavanaugh, Toro
- 5-1: Sina, Roland, Cavanaugh, Toro, Smith
- 0-1: Sina, Hart, Cavanaugh, Toro, Smith
- 1-2: Sina, Roland, Watanabe, Cavanaugh, Smith
- 0-1: Sina, Roland, Watanabe, Cavanaugh, Toro
- 0-1: Sina, Watanabe, Cavanaugh, Toro, Smith
- 4-3: Bolden, Sina, Watanabe, Cavanaugh, Toro
- 5-2: Bolden, Sina, Watanabe, Steeves, Cavanaugh
- 1-0: Bolden, Sina, Watanabe, Cavanaugh, Smith
- 1-0: Sina, Hart, Watanabe, Steeves, Cavanaugh

SPECIALTY STATS (GW-OPP)

GAME	PIP	POT	SCP	FBP	BP
UMES	16-26	5-20	19-16	6-4	14-21
Siena	42-40	11-18	24-11	8-8	21-14
UAPB	20-22	12-8	13-2	8-8	21-19
Georgia	18-40	6-4	4-13	0-4	15-19
UAB	32-36	17-19	18-7	11-9	16-19
Penn State	28-34	20-14	13-13	7-6	26-11
Harvard	26-24	22-16	16-4	2-2	19-41
USF	18-34	9-12	10-6	5-8	14-30
FSU	18-34	9-17	20-9	4-14	27-35
Temple	22-14	9-21	10-5	3-5	3-17
Howard	18-22	11-14	11-6	11-4	23-10
UCF	12-30	12-7	10-9	2-0	6-12
Miami	26-30	10-20	15-11	2-4	15-20
Saint Joseph's	16-32	2-14	10-10	9-14	11-22
Davidson	20-34	10-10	6-12	2-2	12-3
Richmond	28-40	20-13	7-7	10-15	13-9
VCU	22-48	9-22	14-14	2-6	29-30
La Salle	14-18	11-24	16-7	2-9	27-22
Duquesne	16-32	17-8	18-14	0-6	15-22
George Mason	28-36	16-14	12-7	0-12	40-26
Saint Louis	22-20	13-7	8-2	0-2	28-5
Rhode Island	26-30	7-16	9-12	2-4	25-12
Richmond	26-38	8-14	14-3	2-10	21-6
VCU	16-26	10-3	9-4	0-3	6-16
Bonnies	20-26	2-16	11-12	0-6	10-25
Davidson	28-28	2-9	10-14	0-6	21-6
Duquesne	18-40	7-11	20-11	4-2	15-12
UMass	36-34	12-24	15-11	6-6	43-34
George Mason	22-46	17-2	5-8	2-4	15-21
Fordham	24-28	24-28	9-5	2-14	12-16
Dayton	20-40	19-9	8-18	4-4	18-17
Saint Louis	28-24	16-3	7-8	12-0	12-3
Richmond	28-32	12-13	8-10	6-8	14-9
Toledo	24-38	7-6	4-4	2-2	5-18
UIC					

TOTALS	778-1086	399-458	403-305	127-211	612-602
AVERAGE	22.9-31.9	11.7-13.5	11.9-9.0	3.7-6.2	18.0-17.7
MARGIN	-9.0	-1.8	+2.9	-2.5	+0.3

KEY: PIP - Points in Paint; POT - Points Off Turnovers;
 SCP - Second-Chance Points; FBP - Fast-break Points;
 BP - Bench Points

LAST TIME OUT: GW 73, TOLEDO 69 (3/15/17)

WASHINGTON -- Shooting for its 20th win of the season in a first round CBI matchup against the Toledo Rockets on Wednesday night, GW men's basketball found its mark and triumphed 73-69 at the Charles E. Smith Center. The Colonials improved to 20-14 on the season with the victory and advance to the CBI Quarterfinals on Monday night at the winner of Thursday's contest between Stony Brook at Illinois-Chicago.

GW rode its pair of grad students to the win as Tyler Cavanaugh and Patrick Steeves did as they pleased with the Rockets. The duo combined for 48 points on 17-of-26 shooting, with Cavanaugh proving to be virtually unguardable once again. The All-A-10 Performer sunk five more three-pointers on eight attempts to extend his team-high total to 65 this season. Last season's NIT Most Outstanding Player yet again began a postseason tournament in dominating fashion and is now shooting above 40% from deep this season. Cavanaugh's outing was his 16th 20-point effort of the year.

The Colonials led wire-to-wire on Wednesday night and have now won seven of their last eight games, with only last week's A-10 Quarterfinal heart-breaker to Richmond interrupting the best basketball of the year for the squad from Foggy Bottom.

Toledo was paced by Jaalen Sanford's 25 points on 11-of-19 shooting with Steve Taylor Jr. accounting for 18 for the visitors. The Rockets entered play ranked 28th nationally in shooting percentage and were able to connect at a .509 clip in the contest, but the GW defense limited Toledo to 10 points below its season scoring average of 79 by limiting second chance points (4) and points on the break (2).

What was an 11-point lead at its largest was trimmed to two in the closing seconds by a pesky Rockets squad that refused to die out. Toledo had a chance to tie on its penultimate possession before Cavanaugh fittingly snared a defensive rebound and converted two freebies on the other end after getting fouled to put the game away. GW once again made more free throws than the opposition attempted (8-7) and is within reach of accomplishing the feat for the season, having now connected on 519 tries from the charity stripe this season while limiting foes to 527 attempts.

Official Basketball Box Score - Game Totals - Final Statistics

Toledo vs George Washington
03/15/17 7:05 pm at Charles E. Smith Center, Washington DC

Toledo 69 • 17-17

##	Player	Total		3-Ptr		Rebounds		PF	TP	A	TO	Blk	Stl	Min
		FG	FGA	FG	FGA	Off	Def							
02	ADWAY, Taylor	f	4-5	0-0	0-0	1	2	3	2	8	0	1	0	18
30	KNAPE, Luke	f	2-5	1-1	0-0	0	6	6	4	5	3	1	1	29
15	NAVIGATO, Nate	f	2-11	2-8	3-3	0	1	1	9	2	2	0	1	36
13	SANFORD, Jaalen	g	11-19	3-9	0-2	0	3	3	0	25	3	0	0	40
25	LAUF, Jordan	g	2-4	0-1	0-0	2	1	3	1	4	1	3	0	39
05	ROBERTS, Justin	g	0-0	0-0	0-0	0	0	0	0	0	0	0	0	5
23	TAYLOR JR, Steve	g	8-13	0-1	2-2	1	7	8	2	18	1	2	0	22
33	GARBER, Zach	g	0-0	0-0	0-0	1	3	4	1	0	1	0	0	11
	Team					0	3	3						
	Totals		29-57	6-20	5-7	5	26	31	11	69	11	9	1	2200

FG % 1st Half: 13-31 41.9% 2nd half: 16-26 61.5% Game: 29-57 50.9%
 3FG % 1st Half: 3-11 27.3% 2nd half: 3-9 33.3% Game: 6-20 30.0%
 FT % 1st Half: 0-0 0.0% 2nd half: 5-7 71.4% Game: 5-7 71.4%

George Washington 73 • 20-14

##	Player	Total		3-Ptr		Rebounds		PF	TP	A	TO	Blk	Stl	Min
		FG	FGA	FG	FGA	Off	Def							
10	STEEVES, Patrick	f	7-11	0-1	3-5	2	1	3	0	17	2	0	0	30
34	CAVANAUGH, Tyler	f	10-15	5-8	4-4	1	6	7	3	29	1	1	1	38
03	BOLDEN, Jair	g	4-8	1-3	0-0	0	3	3	2	9	2	3	0	30
12	WATANABE, Yuta	g	2-7	0-0	1-2	1	6	7	1	5	3	1	1	35
23	SINA, Jaren	g	3-8	2-6	0-0	0	0	0	2	8	3	1	0	23
11	TORO, Arnaldo	g	1-3	0-1	0-1	1	3	4	1	2	0	1	0	10
14	ROLAND, Jordan	g	0-2	0-2	0-0	0	1	1	0	0	1	0	0	17
15	SMITH, Collin	g	0-1	0-1	0-0	0	2	2	4	0	0	0	1	2
20	HART, Matt	g	1-2	1-2	0-0	1	1	2	0	3	1	0	0	15
	Team					0	1	1		1				
	Totals		28-57	9-24	8-12	6	24	30	13	73	13	8	3	6200

FG % 1st Half: 15-31 48.4% 2nd half: 13-26 50.0% Game: 28-57 49.1%
 3FG % 1st Half: 5-13 38.5% 2nd half: 4-11 36.4% Game: 9-24 37.5%
 FT % 1st Half: 0-0 0.0% 2nd half: 8-12 66.7% Game: 8-12 66.7%

Officials: Bernard Clinton, Sean Hull, Alfred Smith
 Technical fouls: Toledo-None. George Washington-None.
 Attendance: 1016

Score by periods	1st	2nd	Total
Toledo	29	40	69
George Washington	35	38	73

Last FG - TOLEDO 2nd-00:50, GW 2nd-00:24.
 Largest lead - TOLEDO None, GW by 11 1st-08:44.

Score tied - 1 time.
 Lead changed - 0 times.

A Winning Formula in Foggy Bottom...

► GW has found a winning formula in Foggy Bottom. In the past four seasons, the Colonials have gone 93-46 and reached the postseason four straight years. In addition to the men's success, the women have gone 98-32 in that span, giving GW's basketball programs a combined 191-78 (.710) record over the last four seasons with each making four postseason appearances. The Colonials are the only D.C. Metro-area NCAA Division I program to have both it's men's and women's basketball teams win at least 20 games and advance to the postseason in 2014, 2015, 2016 and 2017.

GW'S ALL-TIME 20-WIN SEASONS	
2015-16	28-10 (NIT)
2005-06	27-3 (NCAA)
2013-14	24-9 (NCAA)
1997-98	24-9 (NCAA)
1954-55	24-6
2006-07	23-9 (NCAA)
1953-54	23-3 (NCAA)
2004-05	22-8 (NCAA)
2014-15	22-13 (NIT)
1995-96	21-8 (NCAA)
1992-93	21-9 (NCAA Sweet 16)
1946-47	21-7
1998-99	20-9 (NCAA)
1975-76	20-7
2016-17	20-14 (CBI)

MOST NON-CONFERENCE WINS	
IN GW PROGRAM HISTORY*	
1954-55	14
2013-14	12
2015-16	11
1992-93	11
1997-98	11
2014-15 (tie)	10

*With conference affiliation. GW joined Atlantic 10 in 1976, played as independent with all non-conference games from 1970-76, was member of Southern Conference from 1941-69.

BEST SMITH CENTER RECORDS & SEASON RESULTS		
2005-06	15-0	27-3, NCAA
2013-14	14-1	24-9, NCAA
1998-99	12-0	20-9, NCAA
1995-96	11-0	21-8, NCAA
2006-07	12-1	23-9, NCAA
2014-15	12-2	22-13, NIT
1993-94	11-1	18-12, NCAA
2003-04	11-1	18-12, NIT
1990-91	11-2	19-12, NIT
1983-84	11-2	17-12
2015-16 - 16-3	28-10	NIT Champs
1997-98	10-2	24-9, NCAA

Creating a #MonumentalHomeCourtAdvantage...

► GW is 56-9, including 14-3 this year, at home since 2013-14, its debut season on one of the nation's most unique courts which features images of The White House flanked by the United States Capitol and the Washington Monument. The Colonials had won 27 straight at home overall against non-conference competition before a loss to Penn State on 11/26. GW is located four blocks west of The White House, seven blocks from the National Mall, home of the Washington Monument, and sends countless students and graduates to work in the halls of the U.S. Capitol. The baseline hashtag #RaiseHigh comes from the GW Fight Song, and has taken on boundless meaning for students, alumni and fans rallying around George Washington University and GW Athletics. Not only a slogan, "Raise High" permeates all facets of life for Colonials past and present - those who strive for excellence in everything they do, who want to maximize their own potential as well as that of their team.



Joe McDonald, center, celebrates with fellow seniors Patricio Garino and Alex Mitola following GW's NIT championship in March

NIT Champs...

► GW captured the NIT championship in March for its first-ever national postseason championship in basketball, defeating Hofstra, Monmouth, Florida, San Diego State and Valparaiso along the way. The Colonials were dominant once reaching Madison Square Garden, defeating San Diego State by 19 (65-46) and Valparaiso by 16 (76-60).

► The championship marked the culmination of the careers of Joe McDonald, Kevin Larsen and Patricio Garino, who led the Colonials to three postseason appearances, including the 2014 NCAA Tournament, and a 74-32 record (.698) over their final three seasons in Foggy Bottom. Each played a key role in the championship run, as they all averaged double-figure scoring and landed on the NIT All-Tournament Team.

► Tyler Cavanaugh played the starring role in the NIT, earning the Most Outstanding Player award after averaging 19.4 points, 9.0 rebounds and shooting .492 from the floor (31-63) and .500 from 3-point range (11-22).



GWSPORTS.COM

INTERIM HEAD COACH MAURICE JOSEPH



The George Washington University announced on Sept. 27, 2016, that Maurice Joseph has been named Interim Head Coach of the men's basketball team.

"I am eager and well prepared to begin this journey with the 13 student-athletes in our locker room and the tight-knit group of coaches that I will rely upon heavily," said Joseph. "It is a distinct honor to have the opportunity to be a mentor to our team in this new role. I have the utmost confidence that I will validate the trust that Provost Maltzman and Patrick Nero have placed in me, and that we will deliver a product that makes our students, alumni and fans across the globe proud of GW Basketball and the university."

Joseph, who played collegiately at Michigan State under Hall of Fame Coach Tom Izzo before transferring to

Vermont where he served as a two-year captain, has been on the GW staff for five seasons, the last three of which saw the program advance to one NCAA Tournament and two NIT berths, including the 2016 NIT Championship.

"In his five years at GW, Maurice has shown himself to be selflessly dedicated to the success of our student-athletes and fully committed to our department and university," said Nero. "His leadership ability and basketball acumen will bring focus and stability to the talented team we have this year. Our team, basketball staff and athletic department are looking forward to working together for a successful season."

"MoJo emerged as the right individual for this interim position," said Maltzman. "He's a strong teacher and he has the full support of the university. MoJo will be an excellent mentor for the young men he will lead with his understanding of the ideals of what a student-athlete should be, and he will prioritize a united locker room to achieve the program's common goals."

An elite shooter in his playing days, Joseph has played a key role in the development of GW's perimeter players, notably Olympian and current NBA player Patricio Garino who earned All-Atlantic 10 honors in 2015-16 after averaging career bests in scoring (14.1 ppg) and three-point shooting (.430), leading the league in the latter category during the regular season.

"It brings me great excitement and pride to hear that Maurice Joseph will lead the George Washington program," said Izzo. "He entered Michigan State as an intelligent player with great people skills, and would quickly develop the discipline and toughness that will serve him well in his new role. There's not a doubt in my mind that he is incredibly well suited to lead the Colonials. I've loved watching him grow as a coach and I know his journey has positioned him for success. He understands how to tackle the adversity that comes with the coaching profession. Perhaps most importantly, he is great at building and maintaining relationships with players, administration, alumni and media. That's why I'm looking forward to watching the next step in his bright young coaching career."

A native of Montreal, Quebec, Joseph began his collegiate playing career at Michigan State in 2005 where he helped the Spartans make two NCAA Tournament appearances. He transferred to the University of Vermont in 2007 and led the Catamounts to 24 wins in 2009 and 25 wins in 2010, including an America East Championship and NCAA Tournament appearance. That season, Joseph was the team's second-leading scorer (13.9 ppg) while shooting a career-best .374 (77-206) from three-point range. He also ranked second in the America East in free throw percentage (.848) in 2009-10. Joseph also had a decorated prep career at Champlain-St. Lambert in Montreal, where as a senior in 2005, he was named Canada's National Player of the Year.

The older brother of former Syracuse standout and 2012 NBA draftee Kris Joseph, Maurice played professionally in Israel with Hapoel Afula, before dedicating himself to the coaching profession. Upon his arrival at GW, where he met his wife, Kristen, Joseph enrolled and earned a Master's degree in Education and Human Development.

Maurice and Kristen reside in Arlington, Va.

ASSOCIATE HEAD COACH HAJJ TURNER



Hajj Turner completed his fifth year as associate head coach for men's basketball at the George Washington University in 2015-16.

Turner has helped the Colonials to 74 wins the past three seasons, which is the most in a three-year stretch in school history. In 2015-16, GW won a school-record 28 games while capturing its first ever postseason title by winning the NIT.

The former Division I forward mentors the Colonials' post players and his tutelage was reflected in the growth of big men Isaiah Armwood and Kevin Larsen. Armwood earned Second Team All-Atlantic 10 and A-10 All-Defensive Team honors and Larsen was the Chris Daniels A-10 Most Improved Player during a 2013-14 season in which GW matched the second-most wins in

AT ILLINOIS-CHICAGO (CBI QUARTERFINAL) | MARCH 20, 2017

program history and earned a trip to the NCAA Tournament. Larsen also earned Second Team All-Atlantic 10 honors in 2014-15.

Prior to joining GW in 2011, Turner spent the previous six seasons at the University of Vermont, including the position of Associate Head Coach for the 2010-11 season. He joined the UVM staff in May of 2005.

A 2001 graduate and former team captain at Louisville, Turner spent the two seasons prior to going to Vermont at Maryland as the assistant director and men's basketball coordinator of the school's academic support and career development unit.

A native of Charlottesville, Va., Turner graduated as the top undergraduate student in Pan African Studies in 2001 and became only the second player in school history to pursue a master's degree while playing for Louisville (higher education and sports administration), graduating in the spring of 2002. He played for both Denny Crum and Rick Pitino during his five-year career, while earning All-Conference USA Academic Honor Roll honors in each of his five seasons. As a senior, he was voted co-captain by his teammates on Pitino's first Cardinal squad.

ASSISTANT COACH CARMEN MACIARIELLO



Carmen Maciariello completed his second season as an assistant coach for the George Washington men's basketball team in 2015-16.

This past season, GW won a school-record 28 games while capturing its first ever postseason title by winning the NIT. In Maciariello's two seasons at GW, the Colonials have won a total of 50 games and made back-to-back postseason appearances.

When arriving at GW, Maciariello brought six years of experience as an assistant coach and more than a decade of involvement in NCAA Division I basketball, most recently as an assistant on Joe Jones' coaching staff at Boston University from 2011-14. During his six seasons as an assistant at both BU and Fairfield, the teams posted combined records of 122-74 overall and 75-29 in

conference play. While at BU, he was instrumental in the development of nine all-conference and all-rookie team selections, including 2012 America East Player of the Year Darryl Partin.

Prior to his tenure at BU, Maciariello spent three seasons as an assistant on Ed Cooley's staff at Fairfield University. He helped the Stags to a 65-34 mark, 37-17 record in the Metro Atlantic Athletic Conference and two postseason appearances, including a school-record 25 wins, MAAC regular-season championship with a 15-3 conference mark and advancement to the NIT second round in 2010-11.

Maciariello concluded his four-year collegiate playing career at Siena in 2000-01, helping the Saints post a 20-win season and share of the MAAC regular-season title. He graduated cum laude with a bachelor's degree in marketing/management from Siena that spring. Before transferring to Siena, he spent three seasons at the University of New Hampshire where he served as team captain as a junior in 1998-99 and was the Wildcats' Defensive Player of the Year in 1998.

Following his collegiate career, Maciariello received Italian citizenship and played four professional seasons in Italy before returning to the U.S. to pursue teaching and coaching.

From 2006-07, Maciariello worked as a one-on-one aide for children with special needs in the North Colonie School District near his hometown of Clifton Park, N.Y. He then spent two years as vice president and head coach of the Albany City Rocks, a Nike-sponsored AAU travel team. The Albany Times Union's scholastic Player of the Year at Shenendehowa High School in 1996, Maciariello was inducted into the New York Capital District Basketball Hall of Fame in 2012.

ASSISTANT COACH CHRIS HOLM



Chris Holm, who starred on the men's basketball team at the University of Vermont before enjoying a successful eight-year professional playing career, is in his second season at George Washington, and first as an assistant coach.

Holm spent his first season as the assistant director of operations, assisting in all facets of the day-to-day operations of the basketball program. He also served as the team's video coordinator, spearheaded the program's community outreach and assisted with on-campus official visits.

At Vermont, Holm enjoyed his best collegiate season in 2006-07. That season, the 6-foot-10 Holm ranked second in the country with 12.2 rebounds per game and his 401 total boards stand as a single-season school record.

The Catamounts, who led the nation in rebounding that season, went 25-8 and advanced to the Postseason NIT as Holm also chipped in 10.6 points per game.

Following his collegiate playing career, Holm received a camp invite from the Charlotte Hornets before heading overseas to begin an eight-year professional career.



#3 JAIR BOLDEN
FR | Guard | 6-4
Brooklyn, NY
Westtown School (PA)
Pre-Business
Administration

SEASON HIGH	JAIR BOLDEN'S
16 vs. La Salle (1/15)	Points
31 (2x)	Minutes
6 at Davidson (2/15)	FG Made
11 at Davidson (2/15)	FG Attempted
3 (3x)	3FG Made
5 (2x)	3FG Attempted
4 vs. Dayton (3/4)	FT Made
5 vs. Dayton (3/4)	FT Attempted
6 vs. George Mason (2/26)	Rebounds
5 vs. Duquesne (2/19)	Assists
1 (6x)	Blocks
3 vs. VCU (1/11)	Steals


AS A FRESHMAN AT GW (2016-2017): Has started 15 games and has seen action in all 34 ... knocked down a season-high four free throws vs. Dayton (3/4) ... also scored 12 points in just 15 minutes of play ... grabbed a season-high six rebounds vs. George Mason (2/26) ... reached double figures in scoring for the fifth time with 11, while also pacing the game with five assists on zero turnovers vs. Duquesne (2/19) ... scored 15 points on a career-high 6-of-11 shots, including 3-of-5 from three point range, at Davidson (2/15) ... had a game-high tying 13 points vs. VCU (2/8) on 5-of-9 shooting ... started vs. Mason (1/25), matching a season-high four assists ... made his first career start vs. Duquesne (1/18), recording four rebounds and four assists, and matching a season-high 31-minutes ... scored a career- and team-high 16 points on 5-of-7 shooting (3-of-4 3pt. FG) in his second-straight game in double-figures vs. La Salle ... also played a season-high 31 minutes ... registered 12 points on 5-of-10 shots from the field in 27 minutes vs. VCU (1/11) ... also recorded a career-high 3 steals ... tallied six points in 21 minutes vs. Richmond (1/8), coming off the bench shooting 2-of-2 from long range and recording one assist and one block ... had three assists with no turnovers in nine minutes vs. Davidson (1/5) ... registered three assists and no turnovers in 14 minutes vs. UCF (12/15) ... made his GW debut vs. Maryland-Eastern Shore (11/11), coming off the bench to play six minutes with two points and two assists.

BOLDEN'S SEASON GAME-BY-GAME STATISTICS

Opponent	Date	gs	min	Total		3-Pointers		Free throws		Rebounds				pf	a	t/o	blk	stl	pts	avg
				fg-fga	pct	3fg-fga	pct	ft-fta	pct	off	def	tot	avg							
UMES	11/11/16	6	6	0-3	.000	0-3	.000	2-2	1.000	0	1	1	1.0	0	2	1	1	0	2	2.0
SIENA	11/15/16	10	10	0-2	.000	0-0	.000	0-0	.000	1	0	1	1.0	1	1	0	0	0	0	1.0
ARKANSAS-PINE BLUFF	11/17/16	14	14	1-2	.500	1-2	.500	1-2	.500	0	2	2	1.3	1	1	3	1	0	4	2.0
vs Georgia	11/21/16	4	4	0-0	.000	0-0	.000	0-0	.000	0	0	0	1.0	0	0	0	0	0	0	1.5
vs UAB	11/22/16	8	8	1-4	.250	1-3	.333	0-0	.000	0	0	0	0.8	1	0	2	0	0	3	1.8
PENN STATE	11/26/16	7	7	1-2	.500	0-0	.000	0-0	.000	1	0	1	0.8	0	0	1	0	0	2	1.8
at Harvard	11/29/16	8	8	0-1	.000	0-0	.000	0-0	.000	0	1	1	0.9	0	0	3	0	0	0	1.6
USF	12/03/16	15	15	2-5	.400	2-4	.500	0-0	.000	0	2	2	1.0	0	3	0	0	1	6	2.1
vs Florida State	12/04/16	13	13	1-7	.143	0-4	.000	0-0	.000	1	1	2	1.1	0	2	2	1	1	2	2.1
at Temple	12/07/16	3	3	0-0	.000	0-0	.000	0-0	.000	0	0	0	1.0	2	2	2	0	0	0	1.9
HOWARD	12/10/16	17	17	2-2	1.000	2-2	1.000	0-0	.000	1	1	2	1.1	4	2	2	0	0	6	2.3
UCF	12/15/16	14	14	0-4	.000	0-3	.000	1-2	.500	0	0	0	1.0	1	3	0	0	1	1	2.2
at Miami	12-22-16	4	4	0-1	.000	0-1	.000	0-0	.000	1	0	1	1.0	0	0	1	0	0	0	2.0
at Saint Joseph's	12/30/16	8	8	1-2	.500	1-2	.500	0-0	.000	0	1	1	1.0	0	2	1	0	1	3	2.1
DAVIDSON	01/05/17	9	9	0-2	.000	0-1	.000	0-0	.000	0	1	1	1.0	0	3	0	0	0	0	1.9
RICHMOND	01/08/17	21	21	2-4	.500	2-2	1.000	0-0	.000	0	2	2	1.1	3	1	1	1	0	6	2.2
at VCU	1/11/17	27	27	5-10	.500	1-4	.250	1-2	.500	0	1	1	1.1	0	1	4	0	3	12	2.8
at La Salle	01/15/17	31	31	5-7	.714	3-4	.750	3-4	.750	2	0	2	1.1	2	2	2	0	1	16	3.5
DUQUESNE	01/18/17 *	31	31	2-9	.222	1-4	.250	0-0	.000	2	2	4	1.3	1	4	3	0	0	5	3.6
at George Mason	01/25/17 *	22	22	2-4	.500	1-2	.500	1-2	.500	0	1	1	1.3	3	4	2	0	0	6	3.7
SAINT LOUIS	01/28/17 *	17	17	0-3	.000	0-2	.000	0-0	.000	1	4	5	1.4	1	1	2	0	0	0	3.5
at Rhode Island	1/31/17 *	12	12	0-3	.000	0-1	.000	1-2	.500	0	0	0	1.4	1	3	0	1	0	1	3.4
at Richmond	2/4/17 *	22	22	0-5	.000	0-1	.000	2-2	1.000	1	2	3	1.4	1	0	2	0	1	2	3.3
VCU	02/08/17 *	27	27	5-9	.556	1-4	.250	2-4	.500	0	1	1	1.4	2	2	1	0	1	13	3.8
ST. BONAVENTURE	02/11/17 *	21	21	0-3	.000	0-2	.000	1-2	.500	0	4	4	1.5	3	2	3	0	1	1	3.6
at Davidson	02/15/17 *	22	22	6-11	.545	3-5	.600	0-0	.000	1	1	2	1.5	0	1	2	1	1	15	4.1
at Duquesne	02/19/17 *	26	26	4-9	.444	3-5	.600	0-0	.000	1	1	2	1.6	4	5	0	0	0	11	4.3
MASSACHUSETTS	02/23/17 *	30	30	3-8	.375	0-2	.000	2-2	1.000	0	3	3	1.6	2	2	3	0	1	8	4.5
GEORGE MASON	02/26/17 *	26	26	2-6	.333	0-2	.000	2-2	1.000	1	5	6	1.8	2	2	0	1	0	6	4.5
at Fordham	03/01/17 *	18	18	3-4	.750	1-1	1.000	0-0	.000	1	1	2	1.8	1	3	5	0	0	7	4.6
DAYTON	03/04/17	15	15	3-5	.600	2-3	.667	4-5	.800	1	2	3	1.8	3	1	2	1	0	12	4.8
vs Saint Louis	3/9/17 *	30	30	3-6	.500	1-3	.333	0-0	.000	0	1	1	1.8	1	2	1	0	0	7	4.9
vs Richmond	3/10/17 *	21	21	1-5	.200	0-3	.000	0-0	.000	0	1	1	1.8	3	2	0	0	1	2	4.8
TOLEDO	03/15/17 *	30	30	4-8	.500	1-3	.333	0-0	.000	0	3	3	1.8	2	2	3	0	0	9	4.9
Totals		15	589	59-156	.378	27-78	.346	23-33	.697	16	45	61	1.8	45	61	54	8	14	168	4.9

BOLDEN'S CAREER STATISTICS

Season	gp-gs	min/avg	Total		3-Point		F-Throws		Rebounds				Scoring							
			fg-fga	pct	fg-fga	pct	ft-fta	pct	off	def	tot	avg	pf	fo	ast	to	blk	stl	pts	avg
2016-17	34-15	589/17.3	59-156	.378	27-78	.346	23-33	.697	16	45	61	1.8	45	0	61	54	8	14	168	4.9
TOTAL	34-15	589/17.3	59-156	.378	27-78	.346	23-33	.697	16	45	61	1.8	45	0	61	54	8	14	168	4.9



#4 JUSTIN WILLIAMS

FR | Guard | 6-4
Glen Burnie, MD
Annapolis Area Christian
Mechanical Engineering

SEASON HIGH	JUSTIN WILLIAMS'S
2 vs. FSU (12/4)	Points
10 vs. FSU (12/4)	Minutes
2 (3x)	FG Made
	FG Attempted
1 (2x)	3FG Made
	3FG Attempted
	FT Made
	FT Attempted
3 vs. FSU (12/4)	Rebounds
	Assists
1 vs. FSU (12/4)	Blocks
1 vs. La Salle (1/15)	Steals

AS A FRESHMAN AT GW (2016-2017): Made his first career steal vs. La Salle (1/15) ... registered three rebounds and two points in a season-high 10 minutes vs. FSU (12/4) ... made his GW debut vs. UAPB (11/17), coming off the bench to play seven minutes with two rebounds.

HIGH SCHOOL: Williams spent his last two prep seasons at AACCS, transferring from Mount St. Joseph's for his junior year ... scored over 1,100 points in his two years at AACCS, leading the team in scoring both seasons with 18 points per game as a junior and 24 as a senior ... led AACCS to two regular-season league titles and won Most Outstanding Player of the Independent School Tournament as a senior, scoring 41 points to lead AACCS to victory in the championship game ... a team captain as a senior, Williams also collected All-Conference, All-Anne Arundel County and All-Baltimore County honors during his prep career.

WILLIAMS'S SEASON GAME-BY-GAME STATISTICS


Opponent	Date	gs	min	Total		3-Pointers		Free throws		Rebounds				pf	a	t/o	blk	stl	pts	avg	
				fg-fga	pct	3fg-fga	pct	ft-fga	pct	off	def	tot	avg								
ARKANSAS-PINE BLUFF	11/17/16		7	0-0	.000	0-0	.000	0-0	.000	0	2	2	2.0	0	0	1	0	0	0	0.0	
vs Florida State	12/04/16		10	0-2	.000	0-1	.000	2-2	1.000	1	2	3	2.5	1	0	1	1	0	2	1.0	
HOWARD	12/10/16		7	0-2	.000	0-1	.000	0-0	.000	0	1	1	2.0	0	0	0	0	0	0	0.7	
UCF	12/15/16		2	0-0	.000	0-0	.000	0-0	.000	0	0	0	1.5	0	0	0	0	0	0	0.5	
at VCU	1/11/17		2	0-0	.000	0-0	.000	0-0	.000	1	0	1	1.4	0	0	0	0	0	0	0.4	
at La Salle	01/15/17		3	0-2	.000	0-1	.000	0-0	.000	0	0	0	1.2	0	0	0	0	1	0	0.3	
at George Mason	01/25/17		2	0-0	.000	0-0	.000	0-0	.000	0	0	0	1.0	0	0	0	0	0	0	0.3	
Totals			0	33	0-6	.000	0-3	.000	2-2	1.000	2	5	7	1.0	1	0	2	1	1	2	0.3

Games played: 7
 Minutes/game: 4.7
 Points/game: 0.3
 FG Pct: 0.0
 3FG Pct: 0.0
 FT Pct: 100.0

Rebounds/game: 1.0
 Turnovers/game: 0.3
 Steals/game: 0.1
 Blocks/game: 0.1

WILLIAMS'S CAREER STATISTICS

Season	gp-gs	min/avg	Total		3-Point		F-Throws		Rebounds				Scoring							
			fg-fga	pct	fg-fga	pct	ft-fga	pct	off	def	tot	avg	pf	fo	ast	to	blk	stl	pts	avg
2016-17	7-0	33/4.7	0-6	.000	0-3	.000	2-2	1.000	2	5	7	1.0	1	0	0	2	1	1	2	0.3
TOTAL	7-0	33/4.7	0-6	.000	0-3	.000	2-2	1.000	2	5	7	1.0	1	0	0	2	1	1	2	0.3



#5 ADAM MITOLA

FR | Guard | 6-2
Florham Park, NJ
Gill St. Bernard's
Exercise Science

SEASON HIGH	ADAM MITOLA'S
3 vs. Howard (12/10)	Points
6 (2x)	Minutes
1 vs. Howard (12/10)	FG Made
3 vs. FSU (12/4)	FG Attempted
1 vs. Howard (12/10)	3FG Made
1 (3x)	3FG Attempted
	FT Made
	FT Attempted
1 (2x)	Rebounds
	Assists
	Blocks
	Steals

AS A FRESHMAN AT GW (2016-2017): Registered his first career points vs. Howard (12/10) ... made his GW debut vs. UAPB (11/17), coming off the bench to play six minutes.

HIGH SCHOOL: A team captain as a senior, when he averaged 13 points per game, 6.5 rebounds per game and 3.6 assists per game to help lead Gill St. Bernard's to the county championships ... named first team all-county, first team all-area, first team all-conference and fifth team all-state by NJ.com ... earned second team all-country and all-area, along with first team all-conference honors as a junior when he averaged 9 ppg, 4 rpb and 2.5 apg ... played AAU for Hoop Heaven Elite (2011-14) and New Jersey Shoreshots (2014-15).

PERSONAL: Parents are Mark and Kathy ... has two older brothers, Alex and Andrew, and a sister, Alyssa ... Alex played basketball at GW as a graduate student in 2015-16, after transferring in from Dartmouth ... a member of the National Honors Society and Dean's List in high school ... a member of H.O.P.E (Helping Oppressed People Everywhere) ... plans to major in exercise science.

MITOLA'S SEASON GAME-BY-GAME STATISTICS

Opponent	Date	gs	min	Total		3-Pointers		Free throws		Rebounds				pf	a	t/o	blk	stl	pts	avg	
				fg-fga	pct	3fg-fga	pct	ft-fta	pct	off	def	tot	avg								
ARKANSAS-PINE BLUFF	11/17/16		6	0-1	.000	0-1	.000	0-0	.000	0	0	0	0.0	1	0	0	0	0	0	0.0	
vs Florida State	12/04/16		6	0-3	.000	0-1	.000	0-0	.000	0	1	1	0.5	1	0	1	0	0	0	0.0	
HOWARD	12/10/16		3	1-1	1.000	1-1	1.000	0-0	.000	0	1	1	0.7	0	0	0	0	0	3	1.0	
at George Mason	01/25/17		1	0-0	.000	0-0	.000	0-0	.000	0	0	0	0.5	0	0	0	0	0	0	0.8	
Totals			0	16	1-5	.200	1-3	.333	0-0	.000	0	2	2	0.5	2	0	1	0	0	3	0.8

Games played: 4
 Minutes/game: 4.0
 Points/game: 0.8
 FG Pct: 20.0
 3FG Pct: 33.3

Rebounds/game: 0.5
 Turnovers/game: 0.3

MITOLA'S CAREER STATISTICS

Season	gp-gs	min/avg	Total		3-Point		F-Throws		Rebounds				Scoring							
			fg-fga	pct	fg-fga	pct	ft-fta	pct	off	def	tot	avg	pf	fo	ast	to	blk	stl	pts	avg
2016-17	4-0	16/4.0	1-5	.200	1-3	.333	0-0	.000	0	2	2	0.5	2	0	0	1	0	0	3	0.8
TOTAL	4-0	16/4.0	1-5	.200	1-3	.333	0-0	.000	0	2	2	0.5	2	0	0	1	0	0	3	0.8



#10 PATRICK STEEVES

GS | G/F | 6-8
Montreal, Quebec/
Harvard
Masters of Business
Analytics

SEASON HIGH	PATRICK STEEVES'S	CAREER HIGH
26 vs. UMass (2/23)	Points	26 vs. UMass (2/23)
36 vs. Richmond (3/10)	Minutes	36 vs. Richmond (3/10)
9 vs. UMass (2/23)	FG Made	9 (2x)
16 vs. UMass (2/23)	FG Attempted	16 vs. UMass (2/23)
1 (2x)	3FG Made	4 (2x)*
3 (2x)	3FG Attempted	6 (2x)*
7 vs. UMass (2/23)	FT Made	7 (2x)
10 vs. UMass (2/23)	FT Attempted	10 vs. UMass (2/23)
6 at Davidson (2/15)	Rebounds	12 at Holy Cross (11/29/15)*
5 vs. UMass (2/23)	Assists	7 at Holy Cross (11/29/15)*
3 vs Richmond (3/10)	Blocks	3 (2x)
3 (2x)	Steals	4 at Dartmouth (1/23/16)*

* - set at Harvard

A graduate of Harvard with a degree in applied mathematics, Steeves is currently pursuing a masters of science in business analytics and has two years of eligibility at GW.

AS A GRADUATE STUDENT AT GW (2016-2017): Missed seven games (USF on 12/3 through Saint Joseph's on 12/30) due to a knee injury ... has scored in double digits in eight of the last 15 games ... named to the A-10 All Academic Team ... recorded 17 points on 7-of-11 shooting in 30 minutes vs. Toledo (3/15) ... tallied 16 points in a career-high 36 minutes vs. Richmond (3/10)... also matched a career-high three blocks ... matched a season-high three steals vs. Saint Louis (3/9) ... had a season-high three steals vs. Dayton (3/4) ... matched a season-high two steals at Fordham (3/1) ... scored a career-high 26 points on 9-of-16 shooting vs. UMass (2/23) ... also had a game- and season-high five assists and two steals ... started vs. Duquesne (2/19), scoring 11 points to hit double digits for the fifth time this season ... grabbed a season-high six rebounds at Davidson (2/15) ... started at Richmond (2/4), racking up 12 points in a season-high 33 minutes ... finished with 13 points on 5-of-7 shooting in his second consecutive double-digit game vs. Saint Louis (1/28) ... scored 11 points on 4-of-6 shooting vs. Mason (1/25) ... also had two assists on no turnovers and a season-high two blocks... started vs. Penn State (11/26), tying a team high with five rebounds and three assists in 31 minutes of play ... registered three rebounds and three points on a 3-of-4 effort at the free throw line vs. UAPB (11/17) ... made his GW debut vs. Maryland-Eastern Shore (11/11), coming off the bench to play 14 minutes with four points and three rebounds.

STEEVES'S SEASON GAME-BY-GAME STATISTICS

Opponent	Date	gs	min	Total		3-Pointers		Free throws		Rebounds				pf	a	t/o	blk	stl	pts	avg	
				fg-fga	pct	3fg-fga	pct	ft-fga	pct	off	def	tot	avg								
UMES	11/11/16		14	2-4	.500	0-1	.000	0-0	.000	1	2	3	3.0	1	0	0	0	0	4	4.0	
SIENA	11/15/16		13	3-5	.600	1-3	.333	0-0	.000	1	2	3	3.0	0	0	1	1	0	7	5.5	
ARKANSAS-PINE BLUFF	11/17/16		15	0-0	.000	0-0	.000	3-4	.750	0	3	3	3.0	0	0	2	0	1	3	4.7	
vs Georgia	11/21/16		15	2-5	.400	0-1	.000	4-6	.667	1	1	2	2.8	1	0	2	0	0	8	5.5	
vs UAB	11/22/16		15	1-3	.333	0-2	.000	0-0	.000	0	0	0	2.2	1	0	3	0	0	2	4.8	
PENN STATE	11/26/16	*	31	1-6	.167	0-3	.000	2-2	1.000	2	3	5	2.7	2	3	1	0	1	4	4.7	
at Harvard	11/29/16		10	0-1	.000	0-0	.000	0-0	.000	0	2	2	2.6	1	1	0	0	0	0	4.0	
DAVIDSON	01/05/17		6	0-0	.000	0-0	.000	0-0	.000	0	0	0	2.3	0	0	1	0	0	0	3.5	
at VCU	1/11/17		2	0-1	.000	0-1	.000	0-0	.000	0	0	0	2.0	0	0	0	0	0	0	3.1	
at La Salle	01/15/17		3	0-0	.000	0-0	.000	0-0	.000	0	0	0	1.8	1	0	0	0	0	0	2.8	
DUQUESNE	01/18/17		6	1-1	1.000	0-0	.000	0-0	.000	0	0	0	1.6	1	1	0	0	0	2	2.7	
at George Mason	01/25/17		26	4-6	.667	1-1	1.000	2-2	1.000	2	3	5	1.9	3	2	0	2	0	11	3.4	
SAINT LOUIS	01/28/17		18	5-7	.714	0-1	.000	3-4	.750	0	0	0	1.8	1	2	0	0	0	13	4.2	
at Rhode Island	1/31/17		19	2-3	.667	0-0	.000	2-2	1.000	0	2	2	1.8	0	1	2	0	0	6	4.3	
at Richmond	2/4/17	*	33	5-10	.500	0-0	.000	2-4	.500	2	3	5	2.0	1	2	3	0	0	12	4.8	
VCU	02/08/17		13	1-4	.250	0-0	.000	0-0	.000	1	3	4	2.1	1	0	1	2	1	2	4.6	
ST. BONAVENTURE	02/11/17		9	0-1	.000	0-0	.000	0-0	.000	1	2	3	2.2	2	0	1	0	0	0	4.4	
at Davidson	02/15/17		23	5-7	.714	0-0	.000	0-0	.000	3	3	6	2.4	1	1	1	0	0	10	4.7	
at Duquesne	02/19/17	*	25	4-7	.571	1-2	.500	2-2	1.000	2	3	5	2.5	1	1	2	0	1	11	5.0	
MASSACHUSETTS	02/23/17		33	9-16	.563	1-3	.333	7-10	.700	0	5	5	2.7	3	5	2	1	2	26	6.1	
GEORGE MASON	02/26/17	*	22	2-6	.333	0-0	.000	2-2	1.000	1	2	3	2.7	1	2	0	0	0	6	6.0	
at Fordham	03/01/17	*	24	1-6	.167	0-0	.000	4-4	1.000	2	2	4	2.7	2	0	3	0	2	6	6.0	
DAYTON	03/04/17	*	19	3-5	.600	0-1	.000	0-2	.000	1	0	1	2.7	5	1	0	1	3	6	6.0	
vs Saint Louis	3/9/17	*	25	1-7	.143	0-0	.000	0-0	.000	2	6	8	2.9	2	2	1	1	3	2	5.9	
vs Richmond	3/10/17	*	36	7-12	.583	0-0	.000	2-2	1.000	2	3	5	3.0	2	4	3	3	0	16	6.3	
TOLEDO	03/15/17	*	30	7-11	.636	0-1	.000	3-5	.600	2	1	3	3.0	0	2	0	0	1	17	6.7	
Totals			9	485	66-134	.493	4-20	.200	38-51	.745	26	51	77	3.0	33	30	29	11	15	174	6.7

STEEVES'S CAREER STATISTICS

Season	gp-gs	min/avg	Total		3-Point		F-Throws		Rebounds				Scoring							
			fg-fga	pct	fg-fga	pct	ft-fga	pct	off	def	tot	avg	pf	fo	ast	to	blk	stl	pts	avg
2015-16*	26-4	590/22.7	83-185	.449	52-123	.423	38-57	.667	15	83	98	3.8	42	1	62	55	17	20	256	9.8
2016-17	26-9	485/18.7	66-134	.493	4-20	.200	38-51	.745	26	51	77	3.0	33	1	30	29	11	15	174	6.7
TOTAL	26-9	485/18.7	66-134	.493	4-20	.200	38-51	.745	26	51	77	3.0	33	1	30	29	11	15	174	6.7
All*	52-13	1075/20.7	149-319	.467	56-143	.392	76-108	.704	41	134	175	3.4	75	2	92	84	28	35	430	8.3

* Statistics from prior team/school



#11 ARNALDO TORO

FR | Forward | 6-8
Hormigueros, Puerto Rico
St. Benedict's Prep
Pre-Business Administration

SEASON HIGH	ARNALDO TORO'S
12 vs. Temple (12/7)	Points
34 vs. Temple (12/7)	Minutes
6 vs. Temple (12/7)	FG Made
8 vs. Miami (12/22)	FG Attempted
1 (3x)	3FG Made
4 vs. Miami (12/22)	3FG Attempted
5 vs. Georgia (11/21)	FT Made
8 vs. Georgia (11/21)	FT Attempted
10 (2x)	Rebounds
4 vs. Saint Joseph's (12/30)	Assists
4 vs. Duquesne (1/18)	Blocks
3 (3x)	Steals

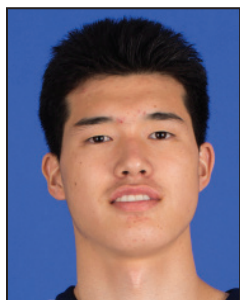
AS A FRESHMEN AT GW (2016-2017): Has started 17 games and played in all 34 ... averaging 4.4 rebounds per game in just 15.7 minutes per game ... second on the team with 56 offensive rebounds ... made a season-high four blocks vs. Duquesne (1/18) ... matched a season-high with 10 rebounds at Miami (12/22) ... grabbed six rebounds and matched a season-high three steals vs. UCF (12/15) ... played a career-high 34 minutes vs. Temple (12/7), tallying a season-high 12 points on 6-of-7 shooting and a game-high nine rebounds ... had a season-high 10 rebounds and eight points in 30 minutes vs. Harvard (11/29) ... tallied seven rebounds and six points on a 4-of-4 effort at the free throw line vs. Siena (11/15) ... made his GW debut vs. Maryland-Eastern Shore (11/11), coming off the bench to play 13 minutes with four points and three rebounds.

TORO'S SEASON GAME-BY-GAME STATISTICS

Opponent	Date	gs	min	Total		3-Pointers		Free throws		Rebounds				Other				pts	avg		
				fg-fga	pct	3fg-fga	pct	ft-fa	pct	off	def	tot	avg	pf	a	t/o	blk			stl	
UMES	11/11/16		13	1-1	1.000	0-0	.000	2-2	1.000	2	1	3	3.0	1	0	3	0	1	4	4.0	
SIENA	11/15/16		13	1-4	.250	0-0	.000	4-4	1.000	5	2	7	5.0	2	0	0	0	0	6	5.0	
ARKANSAS-PINE BLUFF	11/17/16		12	1-3	.333	0-0	.000	2-2	1.000	3	3	6	5.3	1	0	2	0	0	4	4.7	
vs Georgia	11/21/16		26	1-2	.500	0-0	.000	5-8	.625	1	7	8	6.0	3	0	0	0	0	7	5.3	
vs UAB	11/22/16		18	3-6	.500	0-1	.000	1-2	.500	4	1	5	5.8	3	0	3	1	2	7	5.6	
PENN STATE	11/26/16	*	14	1-1	1.000	0-0	.000	0-0	.000	0	5	5	5.7	0	0	1	1	0	2	5.0	
at Harvard	11/29/16	*	30	3-7	.429	1-2	.500	1-4	.250	4	6	10	6.3	2	2	4	0	1	8	5.4	
USF	12/03/16	*	25	2-7	.286	0-1	.000	4-4	1.000	4	5	9	6.6	1	2	0	1	1	8	5.8	
vs Florida State	12/04/16	*	18	0-6	.000	0-2	.000	0-0	.000	4	2	6	6.6	3	0	0	0	0	0	5.1	
at Temple	12/07/16	*	34	6-7	.857	0-0	.000	0-1	.000	3	6	9	6.8	0	1	0	1	3	12	5.8	
HOWARD	12/10/16	*	25	2-6	.333	0-0	.000	2-4	.500	0	2	2	6.4	3	2	1	1	0	6	5.8	
UCF	12/15/16	*	33	3-7	.429	1-3	.333	2-2	1.000	2	4	6	6.3	1	1	1	0	3	9	6.1	
at Miami	12-22-16	*	30	2-8	.250	1-4	.250	2-2	1.000	3	7	10	6.6	1	2	3	1	1	7	6.2	
at Saint Joseph's	12/30/16		23	1-1	1.000	0-0	.000	2-2	1.000	0	6	6	6.6	1	4	1	0	0	4	6.0	
DAVIDSON	01/05/17		18	2-6	.333	0-0	.000	1-2	.500	2	4	6	6.5	3	0	1	1	1	5	5.9	
RICHMOND	01/08/17		10	2-3	.667	0-0	.000	2-4	.500	1	0	1	6.2	1	0	0	0	0	6	5.9	
at VCU	1/11/17	*	15	1-4	.250	0-1	.000	0-0	.000	3	2	5	6.1	5	0	1	1	0	2	5.7	
at La Salle	01/15/17	*	13	2-3	.667	0-1	.000	0-2	.000	1	0	1	5.8	2	0	4	0	2	4	5.6	
DUQUESNE	01/18/17	*	19	2-3	.667	0-0	.000	1-2	.500	0	5	5	5.8	4	0	1	4	1	5	5.6	
at George Mason	01/25/17	*	10	0-1	.000	0-0	.000	2-4	.500	1	3	4	5.7	3	1	1	0	0	2	5.4	
SAINT LOUIS	01/28/17	*	10	1-3	.333	0-0	.000	1-2	.500	2	0	2	5.5	1	1	0	0	0	3	5.3	
at Rhode Island	1/31/17	*	20	3-4	.750	0-0	.000	3-4	.750	1	2	3	5.4	1	0	1	0	1	9	5.5	
at Richmond	2/4/17		14	3-6	.500	1-1	1.000	4-6	.667	1	4	5	5.4	4	0	2	0	1	11	5.7	
VCU	02/08/17	*	18	2-3	.667	0-0	.000	2-3	.667	2	1	3	5.3	4	0	1	0	0	6	5.7	
ST. BONAVENTURE	02/11/17	*	12	1-2	.500	1-1	1.000	1-2	.500	0	3	3	5.2	2	0	1	2	0	4	5.6	
at Davidson	02/15/17	*	7	1-3	.333	0-0	.000	0-0	.000	1	1	2	5.1	3	0	1	0	0	2	5.5	
at Duquesne	02/19/17		14	1-5	.200	0-0	.000	1-2	.500	4	2	6	5.1	1	0	0	1	0	3	5.4	
MASSACHUSETTS	02/23/17		6	1-2	.500	0-0	.000	0-0	.000	0	1	1	5.0	0	0	1	0	0	2	5.3	
GEORGE MASON	02/26/17		2	0-1	.000	0-0	.000	0-0	.000	0	0	0	4.8	0	0	0	0	0	0	5.1	
at Fordham	03/01/17		2	0-0	.000	0-0	.000	0-0	.000	0	0	0	4.6	0	0	0	0	0	0	4.9	
DAYTON	03/04/17		14	0-2	.000	0-0	.000	1-3	.333	1	3	4	4.6	2	1	0	1	0	1	4.8	
vs Saint Louis	3/9/17		4	0-0	.000	0-0	.000	0-0	.000	0	2	2	4.5	0	0	1	1	1	0	4.7	
vs Richmond	3/10/17		3	1-1	1.000	0-0	.000	0-0	.000	0	0	0	4.4	0	1	0	0	0	2	4.6	
TOLEDO	03/15/17		10	1-3	.333	0-1	.000	0-1	.000	1	3	4	4.4	1	0	1	0	1	2	4.5	
Totals			17	535	51-121	.421	5-18	.278	46-74	.622	56	93	149	4.4	59	18	36	17	20	153	4.5

TORO'S CAREER STATISTICS

Season	gp-gs	min/avg	Total		3-Point		F-Throws		Rebounds				Scoring							
			fg-fga	pct	fg-fga	pct	ft-fa	pct	off	def	tot	avg	pf	fo	ast	to	blk	stl	pts	avg
2016-17	34-17	535/15.7	51-121	.421	5-18	.278	46-74	.622	56	93	149	4.4	59	1	18	36	17	20	153	4.5
TOTAL	34-17	535/15.7	51-121	.421	5-18	.278	46-74	.622	56	93	149	4.4	59	1	18	36	17	20	153	4.5



#12 YUTA WATANABE
 [you-tuh wah-tuh-nah-bay]
JR | Guard | 6-9
Kagawa, Japan
St. Thomas More School (CT)
Japanese Language & Literature

SEASON HIGH	YUTA WATANABE'S	CAREER HIGH
18 (5x)	Points	22 at Davidson (3/5/16)
40 at Fordham (3/1)	Minutes	40 at Fordham (3/1)
8 vs. Saint Louis (3/9)	FG Made	8 vs. Saint Louis (3/9)
17 vs. Saint Louis (3/9)	FG Attempted	17 vs. Saint Louis (3/9)
3 (2x)	3FG Made	7 vs. Massachusetts (3/7/15)
5 (4x)	3FG Attempted	10 vs. Massachusetts (3/7/15)
10 vs. MDES (11/11)	FT Made	10 vs. MDES (11/11/16)
12 vs. MDES (11/11)	FT Attempted	12 vs. MDES (11/11/16)
12 vs. SIENA (11/15)	Rebounds	12 vs. SIENA (11/15/16)
6 vs. St. Bonaventure (2/11)	Assists	6 (2x)
3 (2x)	Blocks	4 vs. Valparaiso (3/31/16)
3 vs. Richmond (1/8)	Steals	3 vs. Richmond (1/8/17)


AS A JUNIOR AT GW (2016-2017): Has started 26 games and played in 28 ... missed seven games (Penn State on 11/26 through UCF on 12/15) with a calf injury ... second on team in scoring (11.9) ... named to the A-10 All-Defensive Team ... leads the team with 31 blocks ... has scored in double figures in 18 games ... led all scorers with 18 points on a career-high 8-of-17 shooting vs. Saint Louis (3/9) ... matched a season-high 18 points on 7-of-15 shooting (2-of-4 3pt. FG), along with six rebounds (three offensive) vs. Dayton (3/4) ... played a career-high 40 mins at Fordham (3/1), scoring 15 points on 6-of-9 shooting ... matched a season-high 18 points on 7-of-11 shooting vs. George Mason (2/26) ... played 39 minutes vs. St. Bonaventure (2/1), holding Jaylen Adams to 1-of-10 from the field, and 2-of-13 from three point range ... also had a career-high tying six assists ... grabbed a game-high nine rebounds vs. Saint Louis (1/28) ... played 37 minutes vs. Duquesne (1/18), scoring a game-high 15 points on 5-of-9 shooting (3-of-5 3pt. FG) with five assists on one turnover ... scored 13 points, grabbed a game-high eight rebounds, and had four assists vs. La Salle (1/15) ... tallied 15 points with three blocks and a career-high three steals vs. Richmond (1/8) ... played a team-high 34 minutes vs. Davidson (1/5), leading the team's defensive effort by holding Jack Gibbs to 7-of-19 shooting and racking up 14 points on 6-of-10 shooting (2-of-3 3pt FG), while also recording four assists, two steals and a block ... led the team in scoring with 15 points vs. Miami (12/22), coming off the bench to shoot 3-of-5 from long range, grab six boards, register three assists, and lead the defense with two steals ... registered a career-high 12 rebounds and scored 13 points in 37 minutes vs. Siena (11/15) ... the double-double was the first of his career ... tallied 18 points and six rebounds on a career-high 10-of-12 effort at the free throw line in the season-opener vs. MDES (11/11).

WATANABE'S SEASON GAME-BY-GAME STATISTICS

Opponent	Date	gs	min	Total		3-Pointers		Free throws		Rebounds				pf	a	t/o	blk	stl	pts	avg	
				fg-fga	pct	3fg-fga	pct	ft-fga	pct	off	def	tot	avg								
UMES	11/11/16	*	28	3-4	.750	2-3	.667	10-12	.833	4	2	6	6.0	2	1	2	2	0	18	18.0	
SIENA	11/15/16	*	37	5-9	.556	1-4	.250	2-4	.500	3	9	12	9.0	2	2	3	2	1	13	15.5	
ARKANSAS-PINE BLUFF	11/17/16	*	14	1-8	.125	0-3	.000	2-2	1.000	0	2	2	6.7	0	1	0	0	1	4	11.7	
vs Georgia	11/21/16	*	36	5-11	.455	1-5	.200	3-6	.500	2	1	3	5.8	4	3	1	0	0	14	12.3	
vs UAB	11/22/16	*	35	5-12	.417	2-5	.400	6-7	.857	2	1	3	5.2	2	2	2	2	1	18	13.4	
at Miami	12-22-16		33	6-9	.667	3-5	.600	0-0	.000	3	3	6	5.3	3	3	2	0	2	15	13.7	
at Saint Joseph's	12/30/16	*	26	2-8	.250	1-3	.333	0-0	.000	1	5	6	5.4	2	1	1	2	0	5	12.4	
DAVIDSON	01/05/17	*	34	6-10	.600	2-3	.667	0-0	.000	0	1	1	4.9	4	4	3	1	2	14	12.6	
RICHMOND	01/08/17	*	36	7-14	.500	1-5	.200	0-0	.000	0	3	3	4.7	0	3	3	3	3	15	12.9	
at VCU	1/11/17	*	34	5-9	.556	0-1	.000	7-8	.875	4	3	7	4.9	2	0	2	1	0	17	13.3	
at La Salle	01/15/17	*	35	4-12	.333	1-4	.250	4-4	1.000	2	6	8	5.2	1	4	2	0	0	13	13.3	
DUQUESNE	01/18/17	*	37	5-9	.556	3-5	.600	2-2	1.000	0	3	3	5.0	0	5	1	3	0	15	13.4	
at George Mason	01/25/17	*	36	2-8	.250	0-2	.000	8-8	1.000	2	6	8	5.2	0	3	2	2	2	12	13.3	
SAINT LOUIS	01/28/17	*	34	2-5	.400	1-2	.500	4-6	.667	1	8	9	5.5	2	3	3	2	1	9	13.0	
at Rhode Island	1/31/17	*	34	2-7	.286	0-2	.000	0-0	.000	0	3	3	5.3	1	3	5	0	1	4	12.4	
at Richmond	2/4/17	*	38	2-5	.400	0-3	.000	7-7	1.000	1	3	4	5.3	3	2	0	0	2	11	12.3	
VCU	02/08/17	*	38	3-9	.333	1-4	.250	0-0	.000	2	1	3	5.1	2	0	0	1	2	7	12.0	
ST. BONAVENTURE	02/11/17	*	39	1-5	.200	0-1	.000	4-6	.667	1	1	2	4.9	3	6	2	0	0	6	11.7	
at Davidson	02/15/17	*	39	3-7	.429	1-4	.250	3-3	1.000	1	2	3	4.8	2	0	0	2	0	10	11.6	
at Duquesne	02/19/17	*	37	6-15	.400	2-4	.500	0-0	.000	1	5	6	4.9	1	2	2	2	2	14	11.7	
MASSACHUSETTS	02/23/17	*	39	2-8	.250	0-1	.000	2-2	1.000	0	6	6	5.0	1	4	3	2	1	6	11.4	
GEORGE MASON	02/26/17	*	36	7-11	.636	2-2	1.000	2-2	1.000	0	3	3	4.9	1	2	2	2	2	18	11.7	
at Fordham	03/01/17	*	40	6-9	.667	0-1	.000	3-5	.600	2	3	5	4.9	1	2	2	0	2	15	11.9	
DAYTON	03/04/17	*	39	7-15	.467	2-4	.500	2-3	.667	3	3	6	4.9	1	3	1	0	2	18	12.1	
vs Saint Louis	3/9/17	*	35	8-17	.471	0-3	.000	2-2	1.000	0	1	1	4.8	0	2	2	1	1	18	12.4	
vs Richmond	3/10/17	*	38	3-9	.333	0-3	.000	0-0	.000	1	2	3	4.7	2	2	1	0	1	6	12.1	
TOLEDO	03/15/17	*	35	2-7	.286	0-0	.000	1-2	.500	1	6	7	4.8	1	3	1	1	0	5	11.9	
Totals			26	942	110-252	.437	26-82	.317	74-91	.813	37	92	129	4.8	43	66	48	31	29	320	11.9

WATANABE'S CAREER STATISTICS

Season	gp-gs	min/avg	Total		3-Point		F-Throws		Rebounds				Scoring							
			fg-fga	pct	fg-fga	pct	ft-fga	pct	off	def	tot	avg	pf	fo	ast	to	blk	stl	pts	avg
2014-15	35-10	787/22.5	86-224	.384	39-112	.348	49-59	.831	29	95	124	3.5	72	2	22	25	21	15	260	7.4
2015-16	38-37	1051/27.7	111-263	.422	34-111	.306	65-92	.707	37	115	152	4.0	73	1	53	43	40	21	321	8.4
2016-17	27-26	942/34.9	110-252	.437	26-82	.317	74-91	.813	37	92	129	4.8	43	0	66	48	31	29	320	11.9
TOTAL	100-73	2780/27.8	307-739	.415	99-305	.325	188-242	.777	103	302	405	4.1	188	3	141	116	92	65	901	9.0



#14 JORDAN ROLAND
SO | Guard | 6-1
Syracuse, N.Y.
Westhill
Business Administration

SEASON HIGH	JORDAN ROLAND'S	CAREER HIGH
27 vs. UCF (12/15)	Points	27 vs. UCF (12/15/16)
36 vs. Richmond (1/8)	Minutes	36 vs. Richmond (1/8/17)
9 vs. UCF (12/15)	FG Made	9 vs. UCF (12/15/16)
13 vs. UCF(12/15)	FG Attempted	13 vs. UCF (12/15/16)
5 (2x)	3FG Made	5 (2x)
9 vs. UCF (12/15)	3FG Attempted	9 vs. UCF (12/15/16)
4 vs. UCF (12/15)	FT Made	6 vs. La Salle (2/21/16)
4 (2x)	FT Attempted	11 at George Mason (1/31/16)
6 vs. USF (12/3)	Rebounds	6 vs. USF (12/3/16)
4 (2x)	Assists	4 (2x)
1 (3x)	Blocks	1 (4x)
3 vs. George Mason (2/26)	Steals	2 (3x)

AS A SOPHOMORE AT GW (2016-2017): Has started in 10 of 34 games ... ranks third in the A-10 shooting .429 from three-point range, and is second on the team shooting .420 (42-100) this season ... has scored in double figures in 10 games ... scored 10 points on 4-of-6 shooting, including two threes on back-to-back possessions, to put GW up 53-46 vs. Saint Louis (3/9) ... made a game- and season-high three steals vs. George Mason (2/26) ... tallied 15 points on 6-of-8 shooting (2-of-2 3pt. FG) vs. UMass (2/23) ... 12 of his points were made in the second half ... scored a game-high tying 20 points vs. Mason (1/25), shooting 7-of-8, including 5-of-6 from three-point range ... played a career-high 36 minutes vs. Richmond (1/8) ... racked up 13 points vs. Davidson (1/5), canning 5-of-8 (3-of-4 3pt. FG), while also recording two assists, one block, and one steal ... had a career-high four assists at Saint Joseph's (12/30) ... registered 10 points on 3-of-6 shooting, 2-of-3 from three-point range, in 31 minutes vs. Miami (12/22) ... tallied a game- and career-high 27 points on 9-of-13 shooting, including 5-of-9 from long range vs. UCF (12/15) ... 22 of his 27 points came in the second half when he hit 4-of-5 threes ... registered 11 points on 3-of-5 shooting from behind the arc in 21 minutes vs. Howard (12/10) ... started vs. Temple (12/7), scoring 14 points on 6-of-9 shooting, including 2-of-4 from behind the arc ... made his first collegiate start vs. Harvard (11/29), playing 27 minutes, and scoring all eight of his points in the second half.

ROLAND'S SEASON GAME-BY-GAME STATISTICS

Opponent	Date	gs	min	Total		3-Pointers		Free throws		Rebounds				pf	a	t/o	blk	stl	pts	avg	
				fg-fga	pct	3fg-fga	pct	ft-fa	pct	off	def	tot	avg								
UMES	11/11/16		15	1-2	.500	1-1	1.000	1-2	.500	0	1	1	1.0	1	3	0	0	0	4	4.0	
SIENA	11/15/16		11	1-4	.250	0-2	.000	0-0	.000	1	1	2	1.5	1	2	1	0	1	2	3.0	
ARKANSAS-PINE BLUFF	11/17/16		17	1-4	.250	0-2	.000	1-2	.500	0	5	5	2.7	1	1	0	0	1	3	3.0	
vs Georgia	11/21/16		4	0-0	.000	0-0	.000	0-0	.000	0	0	0	2.0	1	0	0	0	1	0	2.3	
vs UAB	11/22/16		10	0-0	.000	0-0	.000	0-0	.000	0	0	0	1.6	2	0	0	0	0	0	1.8	
PENN STATE	11/26/16		24	4-11	.364	0-5	.000	3-4	.750	0	3	3	1.8	3	3	1	0	1	11	3.3	
at Harvard	11/29/16	*	27	3-6	.500	1-2	.500	1-1	1.000	1	3	4	2.1	2	3	1	0	1	8	4.0	
USF	12/03/16	*	23	2-4	.500	2-2	1.000	0-0	.000	4	2	6	2.6	3	2	1	0	0	6	4.3	
vs Florida State	12/04/16		13	2-6	.333	1-4	.250	0-0	.000	1	0	1	2.4	1	0	2	0	0	5	4.3	
at Temple	12/07/16	*	28	6-9	.667	2-4	.500	0-0	.000	0	4	4	2.6	2	1	4	0	1	14	5.3	
HOWARD	12/10/16	*	21	4-6	.667	3-5	.600	0-0	.000	1	1	2	2.5	4	2	2	0	1	11	5.8	
UCF	12/15/16	*	30	9-13	.692	5-9	.556	4-4	1.000	0	1	1	2.4	1	2	0	0	1	27	7.6	
at Miami	12-22-16	*	31	3-6	.500	2-3	.667	2-3	.667	0	2	2	2.4	1	3	0	0	1	10	7.8	
at Saint Joseph's	12/30/16	*	27	4-11	.364	2-7	.286	0-0	.000	0	2	2	2.4	4	4	1	0	0	10	7.9	
DAVIDSON	01/05/17	*	30	5-8	.625	3-4	.750	0-0	.000	0	2	2	2.3	0	2	0	1	1	13	8.3	
RICHMOND	01/08/17	*	36	1-4	.250	0-3	.000	0-0	.000	0	3	3	2.4	1	4	1	1	1	2	7.9	
at VCU	1/11/17	*	19	0-5	.000	0-2	.000	0-0	.000	0	2	2	2.4	0	0	1	0	0	0	7.4	
at La Salle	01/15/17		22	3-6	.500	1-3	.333	0-0	.000	0	0	0	2.2	3	2	1	0	2	7	7.4	
DUQUESNE	01/18/17		11	1-4	.250	1-2	.500	0-0	.000	1	2	3	2.3	0	0	1	0	1	3	7.2	
at George Mason	01/25/17		20	7-8	.875	5-6	.833	1-2	.500	0	0	0	2.2	3	2	1	0	0	20	7.8	
SAINT LOUIS	01/28/17		28	3-6	.500	2-4	.500	0-0	.000	0	2	2	2.1	1	0	0	0	2	8	7.8	
at Rhode Island	1/31/17		22	3-3	1.000	1-1	1.000	0-0	.000	0	0	0	2.0	4	2	0	0	0	7	7.8	
at Richmond	2/4/17		20	1-5	.200	1-5	.200	0-0	.000	0	1	1	2.0	3	0	1	0	0	3	7.6	
VCU	02/08/17		13	1-4	.250	0-1	.000	2-4	.500	2	1	3	2.0	0	1	0	0	1	4	7.4	
ST. BONAVENTURE	02/11/17		12	0-3	.000	0-2	.000	0-0	.000	0	0	0	2.0	0	0	0	0	0	0	7.1	
at Davidson	02/15/17		12	0-2	.000	0-1	.000	0-0	.000	1	0	1	1.9	1	0	0	1	0	0	6.8	
at Duquesne	02/19/17		14	1-3	.333	1-1	1.000	0-0	.000	1	2	3	2.0	1	3	0	0	0	3	6.7	
MASSACHUSETTS	02/23/17		20	6-8	.750	2-2	1.000	1-1	1.000	2	2	4	2.0	3	0	0	0	0	15	7.0	
GEORGE MASON	02/26/17		17	2-4	.500	0-1	.000	0-0	.000	0	0	0	2.0	1	0	0	2	3	4	6.9	
at Fordham	03/01/17		18	3-6	.500	2-4	.500	0-0	.000	0	1	1	1.9	1	0	1	0	2	8	6.9	
DAYTON	03/04/17		13	1-3	.333	1-3	.333	0-0	.000	0	1	1	1.9	0	1	3	1	0	3	6.8	
vs Saint Louis	3/9/17		19	4-6	.667	2-4	.500	0-0	.000	0	2	2	1.9	0	1	0	0	2	10	6.9	
vs Richmond	3/10/17		26	4-7	.571	1-3	.333	0-0	.000	0	5	5	2.0	4	0	0	2	0	9	7.0	
TOLEDO	03/15/17		17	0-2	.000	0-2	.000	0-0	.000	0	1	1	2.0	0	1	0	0	2	0	6.8	
Totals			10	670	86-179	.480	42-100	.420	16-23	.696	15	52	67	2.0	53	45	23	8	26	230	6.8

ROLAND'S CAREER STATISTICS

Season	gp-gs	min/avg	Total		3-Point		F-Throws		Rebounds				Scoring							
			fg-fga	pct	fg-fga	pct	ft-fa	pct	off	def	tot	avg	pf	fo	ast	to	blk	stl	pts	avg
2015-16	35-0	163/4.7	11-45	.244	2-14	.143	17-22	.773	5	9	14	0.4	22	0	5	5	1	5	41	1.2
2016-17	34-10	670/19.7	86-179	.480	42-100	.420	16-23	.696	15	52	67	2.0	53	0	45	23	8	26	230	6.8
TOTAL	69-10	833/12.1	97-224	.433	44-114	.386	33-45	.733	20	61	81	1.2	75	0	50	28	9	31	271	3.9



#15 COLLIN SMITH

FR | Center | 6-10
Jacksonville, FL
The Bolles School
Pre-Business Administration

SEASON HIGH	COLIN SMITH'S
22 vs. USF (12/3)	Points
38 vs. Temple (12/7)	Minutes
8 vs. USF (12/3)	FG Made
13 vs. USF (12/3)	FG Attempted
2 vs. USF (12/3)	3FG Made
2 (4x)	3FG Attempted
4 (3x)	FT Made
8 (2x)	FT Attempted
11 vs. Saint Joseph's (12/30)	Rebounds
2 (2x)	Assists
4 vs. Penn State (11/26)	Blocks
4 vs. USF (12/3)	Steals


AS A FRESHMAN AT GW (2016-2017): Started 17 of 34 games ... third on the team in rebounds (4.5) ... second on the team with 29 blocks ... has scored in double figures in six games ... tallied 12 points and grabbed a career-high 11 rebounds vs. Saint Joseph's (12/30) to record his first career double-double ... tallied a game- and career-high 22 points on 8-of-13 shooting, including 2-of-2 from three-point range, to go along with eight rebounds and four steals in 36 minutes vs. USF (12/3), and hit the game-winning three-pointer with 3.5 seconds left to erase a two-point deficit ... scored 11 points off the bench vs. Penn State ... registered eight points and seven rebounds vs. UABP (11/17) ... tallied 11 points on 5-of-6 shooting vs. Siena (11/15) ... started in his first career game, playing 27 minutes with seven points and six rebounds vs. Maryland-Eastern Shore.

SMITH'S SEASON GAME-BY-GAME STATISTICS

Opponent	Date	gs	min	Total		3-Pointers		Free throws		Rebounds				pf	a	t/o	blk	stl	pts	avg	
				fg-fga	pct	3fg-fga	pct	ft-fga	pct	off	def	tot	avg								
UMES	11/11/16	*	27	3-5	.600	0-0	.000	1-3	.333	1	5	6	6.0	1	0	1	0	1	7	7.0	
SIENA	11/15/16	*	12	5-6	.833	0-0	.000	1-3	.333	3	3	6	6.0	5	0	1	0	0	11	9.0	
ARKANSAS-PINE BLUFF	11/17/16	*	17	2-2	1.000	0-0	.000	4-8	.500	5	2	7	6.3	4	0	2	1	2	8	8.7	
vs Georgia	11/21/16	*	10	2-4	.500	0-0	.000	0-0	.000	0	2	2	5.3	4	0	2	0	0	4	7.5	
vs UAB	11/22/16	*	21	1-7	.143	0-1	.000	0-0	.000	3	2	5	5.2	4	0	1	0	1	2	6.4	
PENN STATE	11/26/16		27	4-8	.500	0-2	.000	3-4	.750	0	5	5	5.2	1	1	2	4	1	11	7.2	
at Harvard	11/29/16	*	22	1-6	.167	0-0	.000	1-2	.500	2	3	5	5.1	3	0	0	1	0	3	6.6	
USF	12/03/16	*	36	8-13	.615	2-2	1.000	4-8	.500	2	6	8	5.5	2	2	2	0	4	22	8.5	
vs Florida State	12/04/16	*	21	0-3	.000	0-2	.000	2-3	.667	2	7	9	5.9	2	0	3	1	1	2	7.8	
at Temple	12/07/16	*	38	5-10	.500	1-2	.500	0-0	.000	0	7	7	6.0	2	2	2	1	0	11	8.1	
HOWARD	12/10/16	*	17	3-3	1.000	0-0	.000	0-0	.000	2	4	6	6.0	2	0	0	0	0	6	7.9	
UCF	12/15/16	*	22	2-7	.286	1-3	.333	0-2	.000	0	8	8	6.2	4	0	1	3	0	5	7.7	
at Miami	12-22-16	*	29	4-9	.444	0-1	.000	0-0	.000	0	3	3	5.9	4	0	0	2	1	8	7.7	
at Saint Joseph's	12/30/16	*	31	3-8	.375	2-2	1.000	4-4	1.000	7	4	11	6.3	3	2	0	1	1	12	8.0	
DAVIDSON	01/05/17	*	18	2-5	.400	0-0	.000	0-2	.000	1	4	5	6.2	3	1	2	2	0	4	7.7	
RICHMOND	01/08/17	*	16	4-4	1.000	0-0	.000	0-0	.000	1	3	4	6.1	4	1	1	0	1	8	7.8	
at VCU	1/11/17		30	3-6	.500	1-2	.500	3-4	.750	3	5	8	6.2	3	0	2	1	0	10	7.9	
at La Salle	01/15/17	*	18	2-3	.667	1-2	.500	0-0	.000	1	1	2	5.9	1	0	3	1	0	5	7.7	
DUQUESNE	01/18/17		12	2-6	.333	0-1	.000	1-2	.500	0	4	4	5.8	2	0	1	1	0	5	7.6	
at George Mason	01/25/17		14	1-5	.200	0-0	.000	1-1	1.000	1	3	4	5.8	3	0	1	1	0	3	7.4	
SAINT LOUIS	01/28/17		20	3-3	1.000	0-0	.000	1-2	.500	1	4	5	5.7	4	2	2	3	0	7	7.3	
at Rhode Island	1/31/17		7	2-4	.500	0-0	.000	0-0	.000	0	1	1	5.5	3	0	0	0	0	4	7.2	
at Richmond	2/4/17		2	0-0	.000	0-0	.000	0-0	.000	0	0	0	5.3	2	0	0	0	0	0	6.9	
VCU	02/08/17		9	0-2	.000	0-0	.000	0-0	.000	0	2	2	5.1	3	0	2	1	0	0	6.6	
ST. BONAVENTURE	02/11/17		23	2-3	.667	1-1	1.000	2-4	.500	1	7	8	5.2	1	1	3	3	0	7	6.6	
at Davidson	02/15/17		15	2-6	.333	0-0	.000	2-2	1.000	1	2	3	5.2	4	1	2	1	0	6	6.6	
at Duquesne	02/19/17		8	1-1	1.000	0-0	.000	1-2	.500	2	2	4	5.1	4	0	1	0	1	3	6.4	
MASSACHUSETTS	02/23/17	*	9	1-1	1.000	0-0	.000	0-0	.000	1	1	2	5.0	0	0	1	0	1	2	6.3	
GEORGE MASON	02/26/17		12	0-1	.000	0-1	.000	0-0	.000	0	1	1	4.9	1	1	1	0	0	0	6.1	
at Fordham	03/01/17		8	0-1	.000	0-0	.000	2-4	.500	0	2	2	4.8	2	0	1	0	0	2	5.9	
DAYTON	03/04/17		10	1-3	.333	0-0	.000	0-0	.000	3	2	5	4.8	4	0	0	0	0	2	5.8	
vs Saint Louis	3/9/17		11	0-1	.000	0-0	.000	0-0	.000	0	2	2	4.7	2	0	1	0	0	0	5.6	
vs Richmond	3/10/17		3	0-0	.000	0-0	.000	0-0	.000	0	1	1	4.6	1	0	0	0	0	0	5.5	
TOLEDO	03/15/17		2	0-1	.000	0-1	.000	0-0	.000	0	2	2	4.5	4	0	0	1	0	0	5.3	
Totals			17	577	69-147	.469	9-23	.391	33-60	.550	43	110	153	4.5	92	14	41	29	15	180	5.3

SMITH'S CAREER STATISTICS

Season	gp-gs	min/avg	Total		3-Point		F-Throws		Rebounds				Scoring							
			fg-fga	pct	fg-fga	pct	ft-fga	pct	off	def	tot	avg	pf	fo	ast	to	blk	stl	pts	avg
2016-17	34-17	577/17.0	69-147	.469	9-23	.391	33-60	.550	43	110	153	4.5	92	1	14	41	29	15	180	5.3
TOTAL	34-17	577/17.0	69-147	.469	9-23	.391	33-60	.550	43	110	153	4.5	92	1	14	41	29	15	180	5.3



#23 JAREN SINA

RS-JR | Guard | 6-2
 Lake Hopatcong, NJ
 Gill St. Bernard's/ Sten Hall
 Communications

SEASON HIGH	JAREN SINA'S	CAREER HIGH
22 vs. St. Bonaventure (2/11)	Points	22 vs. St. Bonaventure (2/11)
39 vs. Saint Louis (1/28)	Minutes	39 vs. Saint Louis (1/28/17)
7 vs. St. Bonaventure (2/11)	FG Made	7 vs. St. Bonaventure (2/11)
12 vs. Howard (12/10)	FG Attempted	12 vs. Howard (12/10/16)
5 (3x)	3FG Made	5 (3x)
10 vs. Howard (12/10)	3FG Attempted	10 vs. Howard (12/10/16)
12 vs. Harvard (11/29)	FT Made	12 vs. Harvard (11/29/16)
12 vs. Harvard (11/29)	FT Attempted	12 vs. Harvard (11/29/16)
7 (2x)	Rebounds	7 (2x)
6 (3x)	Assists	8 vs. Eastern Washington (12/22/13)*
	Blocks	
3 vs. Dayton (3/4)	Steals	3 (2x)

Sat out the 2015-16 season due to NCAA transfer rules and has two years of eligibility remaining starting in 2016-17.

AS A REDSHIRT JUNIOR AT GW (2016-2017): Started all 34 games and is third on the team in scoring (9.0) ... leads the team with 111 assists ... 70-of-84 (.833) at the line ... has scored in double figures in 13 games ... had a season-high three steals vs. Dayton (3/4) ... matched a season-high six assists on zero turnovers vs. George Mason (2/26) ... scored a career-high 22 points vs. St. Bonaventure (2/11), shooting 7-of-10 from the field and 5-of-8 from three point range ... also matched a career-high seven rebounds ... played a career-high 39 minutes vs. Saint Louis (1/28) ... led the team with five assists against just one turnover vs. Davidson (1/5), sinking two threes in four attempts and pulling down a team- and career-high seven rebounds on the defensive end ... had a season-high six assists at Temple (12/7) ... tallied 19 points vs. Harvard, knocking down 12-12 from the line ... 17 of his 19 points came in the second half ... registered 16 points vs. Siena (11/15), knocking down 6-of-6 from the line ... all 16 of his points came in the final 8:17 to lead GW back from a five-point deficit and secure a 77-75 win.

SINA'S SEASON GAME-BY-GAME STATISTICS

Opponent	Date	gs	min	Total		3-Pointers		Free throws		Rebounds				pf	a	t/o	blk	stl	pts	avg	
				fg-fga	pct	3fg-fga	pct	ft-fga	pct	off	def	tot	avg								
UMES	11/11/16	*	35	2-9	.222	2-5	.400	2-2	1.000	0	3	3	3.0	3	4	4	0	0	8	8.0	
SIENA	11/15/16	*	33	4-10	.400	2-5	.400	6-6	1.000	0	2	2	2.5	1	1	3	0	1	16	12.0	
ARKANSAS-PINE BLUFF	11/17/16	*	25	2-8	.250	0-4	.000	0-0	.000	0	4	4	3.0	2	1	0	0	1	4	9.3	
vs Georgia	11/21/16	*	36	1-7	.143	0-4	.000	0-0	.000	0	5	5	3.5	0	5	1	0	2	2	7.5	
vs UAB	11/22/16	*	33	5-10	.500	4-8	.500	2-2	1.000	1	4	5	3.8	2	2	5	0	1	16	9.2	
PENN STATE	11/26/16	*	37	5-9	.556	3-6	.500	0-0	.000	0	2	2	3.5	2	2	0	0	2	13	9.8	
at Harvard	11/29/16	*	32	3-5	.600	1-2	.500	12-12	1.000	0	2	2	3.3	0	1	2	0	2	19	11.1	
USF	12/03/16	*	32	1-7	.143	0-3	.000	0-1	.000	0	1	1	3.0	2	2	1	0	2	2	10.0	
vs Florida State	12/04/16	*	27	2-9	.222	2-4	.500	3-4	.750	2	3	5	3.2	0	2	2	0	0	9	9.9	
at Temple	12/07/16	*	37	2-8	.250	2-5	.400	0-0	.000	0	1	1	3.0	4	6	3	0	0	6	9.5	
HOWARD	12/10/16	*	30	5-12	.417	5-10	.500	5-5	1.000	1	1	2	2.9	1	5	1	0	0	20	10.5	
UCF	12/15/16	*	28	3-8	.375	2-5	.400	0-0	.000	2	1	3	2.9	0	3	1	0	0	8	10.3	
at Miami	12-22-16	*	36	4-10	.400	1-5	.200	2-4	.500	1	1	2	2.8	0	3	1	0	0	11	10.3	
at Saint Joseph's	12/30/16	*	32	5-10	.500	5-8	.625	0-0	.000	1	1	2	2.8	1	3	2	0	1	15	10.6	
DAVIDSON	01/05/17	*	31	2-9	.222	2-4	.500	4-4	1.000	0	7	7	3.1	0	5	1	0	2	10	10.6	
RICHMOND	01/08/17	*	34	2-8	.250	2-7	.286	4-4	1.000	1	1	2	3.0	1	2	2	0	0	10	10.6	
at VCU	1/11/17	*	19	0-2	.000	0-1	.000	1-2	.500	0	1	1	2.9	1	0	2	0	1	1	10.0	
at La Salle	01/15/17	*	25	3-5	.600	1-3	.333	0-0	.000	0	0	0	2.7	0	5	0	0	1	7	9.8	
DUQUESNE	01/18/17	*	34	4-10	.400	4-8	.500	2-2	1.000	1	3	4	2.8	0	3	2	0	1	14	10.1	
at George Mason	01/25/17	*	34	1-8	.125	1-3	.333	4-6	.667	0	4	4	2.9	0	5	1	0	1	7	9.9	
SAINT LOUIS	01/28/17	*	39	2-5	.400	1-3	.333	0-1	.000	0	2	2	2.8	0	2	2	0	0	5	9.7	
at Rhode Island	1/31/17	*	35	3-9	.333	2-2	1.000	2-2	1.000	1	1	2	2.8	0	2	1	0	2	10	9.7	
at Richmond	2/4/17	*	35	2-11	.182	2-9	.222	0-0	.000	0	4	4	2.8	1	3	1	0	0	6	9.5	
VCU	02/08/17	*	38	3-9	.333	2-6	.333	0-0	.000	1	2	3	2.8	2	4	1	0	1	8	9.5	
ST. BONAVENTURE	02/11/17	*	38	7-10	.700	5-8	.625	3-4	.750	0	7	7	3.0	2	3	1	0	0	22	10.0	
at Davidson	02/15/17	*	33	0-5	.000	0-2	.000	0-0	.000	0	1	1	2.9	1	6	0	0	0	0	9.6	
at Duquesne	02/19/17	*	33	2-8	.250	1-5	.200	2-2	1.000	1	1	2	2.9	0	2	1	0	0	7	9.5	
MASSACHUSETTS	02/23/17	*	28	1-5	.200	1-2	.500	0-0	.000	0	2	2	2.9	1	4	1	0	0	3	9.3	
GEORGE MASON	02/26/17	*	31	5-11	.455	2-7	.286	4-5	.800	0	3	3	2.9	1	6	1	0	1	16	9.5	
at Fordham	03/01/17	*	36	1-5	.200	0-2	.000	5-8	.625	0	4	4	2.9	3	4	3	0	2	7	9.4	
DAYTON	03/04/17	*	29	0-4	.000	0-4	.000	5-6	.833	0	4	4	2.9	0	5	2	0	3	5	9.3	
vs Saint Louis	3/9/17	*	36	1-7	.143	1-6	.167	2-2	1.000	0	0	0	2.8	0	5	0	0	0	5	9.1	
vs Richmond	3/10/17	*	30	2-4	.500	2-3	.667	0-0	.000	0	0	0	2.8	1	2	1	0	0	6	9.0	
TOLEDO	03/15/17	*	23	3-8	.375	2-6	.333	0-0	.000	0	0	0	2.7	2	3	1	0	1	8	9.0	
Totals			34	1094	88-265	.332	60-165	.364	70-84	.833	13	78	91	2.7	34	111	50	0	28	306	9.0

SINA'S CAREER STATISTICS

Season	gp-gs	min/avg	Total		3-Point		F-Throws		Rebounds				Scoring							
			fg-fga	pct	fg-fga	pct	ft-fga	pct	off	def	tot	avg	pf	fo	ast	to	blk	stl	pts	avg
2013-14*	34-19	884/26.0	58-155	.374	39-102	.382	50-65	.769	8	39	47	1.4	53	0	81	50	0	12	205	6.0
2014-15*	24-23	772/32.2	51-158	.323	40-125	.320	27-34	.794	21	39	60	2.5	27	0	55	33	0	10	169	7.0
2016-17	34-34	1094/32.2	88-265	.332	60-165	.364	70-84	.833	13	78	91	2.7	34	0	111	50	0	28	306	9.0
TOTAL	34-34	1094/32.2	88-265	.332	60-165	.364	70-84	.833	13	78	91	2.7	34	0	111	50	0	28	306	9.0
All*	92-76	2750/29.9	197-578	.341	139-392	.355	147-183	.803	42	156	198	2.2	114	0	247	133	0	50	680	7.4



#30 MATT HART

RS-SR | Guard | 6-1
 Orchard Park, N.Y.
 Canisius HS/Hamilton
 College
 Organizational Sciences

SEASON HIGH	MATT HART'S	CAREER HIGH
17 vs. Georgia (11/21)	Points	30 vs. Middlebury (2/2/14) (2x) *at HC
29 vs. Georgia (11/21)	Minutes	.41 vs. Widener (11/23/13) *at HC
6 vs. Georgia (11/21)	FG Made	11 at Conn. College (2/15/14) (3x) *at HC
10 vs. Georgia (11/21)	FG Attempted	21 vs. Middlebury (2/2/14) *at HC
5 vs. Georgia (11/21)	3FG Made	5 vs. Georgia (11/21)
6 vs. Georgia (11/21)	3FG Attempted	10 at Keuka (11/15/13) *at HC
2 (6x)	FT Made	12 vs. Bowdoin (1/18/14) *at HC
2 (7x)	FT Attempted	13 vs. Bowdoin (1/18/14) *at HC
6 at Davidson (2/15)	Rebounds	9 at Bowdoin (1/4/13) *at HC
4 vs. MDES (11/11)	Assists	7 at Colby (1/6/13) *at HC
1 (2x)	Blocks	1 (3x)
2 vs. Harvard (11/29)	Steals	5 vs. SUNY Cobleskill (1/23/13) *at HC


AS A REDSHIRT SENIOR AT GW (2016-2017): Started eight of 34 games ... shooting .429 (30-70) from three-point range ... tallied 10 points on 3-of-4 shooting, 2-of-3 from long range, vs. Dayton (3/4) ... scored 11 points on 4-of-5 shooting (3-of-3 , 3pt FG) vs. George Mason (2/26) ... grabbed a season-high six rebounds at Davidson (2/15) ... sunk a three-pointer with 3:04 to play vs. Davidson (1/5) to give the team it's largest second half lead of nine and help overtake the Wildcats 73-69 ... made a career-high five threes on six attempts vs. Georgia (11/21) ... had 17 points vs. the Bulldogs which tied for his most as a Colonial (also vs. Army, 11/22/15) ... tallied four points and went 2-of-2 from the line in the closing minute to secure a 77-75 win vs. Siena (11/15) ... made his first start for GW in the opener vs. Maryland-Eastern Shore and had four points with four assists in 24 minutes.

HART'S SEASON GAME-BY-GAME STATISTICS

Opponent	Date	gs	min	Total		3-Pointers		Free throws		Rebounds				pf	a	t/o	blk	stl	pts	avg	
				fg-fga	pct	3fg-fga	pct	ft-fa	pct	off	def	tot	avg								
UMES	11/11/16	*	24	1-5	.200	0-2	.000	2-2	1.000	1	2	3	3.0	0	4	2	0	1	4	4.0	
SIENA	11/15/16	*	22	1-5	.200	0-1	.000	2-2	1.000	0	0	0	1.5	0	0	1	0	0	4	4.0	
ARKANSAS-PINE BLUFF	11/17/16	*	21	2-5	.400	2-5	.400	0-0	.000	0	5	5	2.7	0	1	1	1	0	6	4.7	
vs Georgia	11/21/16	*	29	6-10	.600	5-6	.833	0-0	.000	0	0	0	2.0	5	2	1	0	0	17	7.8	
vs UAB	11/22/16	*	20	1-3	.333	1-2	.500	0-0	.000	0	1	1	1.8	2	3	1	0	1	3	6.8	
PENN STATE	11/26/16	*	23	3-8	.375	1-4	.250	1-2	.500	1	3	4	2.2	3	2	3	0	1	8	7.0	
at Harvard	11/29/16		13	2-3	.667	1-1	1.000	0-0	.000	0	1	1	2.0	2	0	0	0	2	5	6.7	
USF	12/03/16		23	2-3	.667	1-1	1.000	2-2	1.000	0	0	0	1.8	0	1	1	0	0	7	6.8	
vs Florida State	12/04/16	*	20	1-6	.167	0-2	.000	0-0	.000	1	1	2	1.8	1	0	2	0	0	2	6.2	
at Temple	12/07/16		14	1-4	.250	1-3	.333	0-0	.000	0	2	2	1.8	0	2	0	0	1	3	5.9	
HOWARD	12/10/16		20	2-5	.400	0-3	.000	2-2	1.000	0	1	1	1.7	1	3	0	0	0	6	5.9	
UCF	12/15/16		18	2-6	.333	1-3	.333	0-0	.000	2	2	4	1.9	0	3	0	0	0	5	5.8	
at Miami	12-22-16		6	0-0	.000	0-0	.000	0-0	.000	0	0	0	1.8	1	0	0	0	0	0	5.4	
at Saint Joseph's	12/30/16		10	1-2	.500	0-0	.000	0-0	.000	1	0	1	1.7	1	0	0	0	0	2	5.1	
DAVIDSON	01/05/17		10	2-3	.667	1-1	1.000	0-0	.000	1	2	3	1.8	0	0	0	0	0	5	5.1	
RICHMOND	01/08/17		11	0-3	.000	0-3	.000	1-2	.500	2	1	3	1.9	0	0	0	0	0	1	4.9	
at VCU	1/11/17		12	1-1	1.000	0-0	.000	0-0	.000	0	0	0	1.8	0	1	0	0	0	2	4.7	
at La Salle	01/15/17		10	1-2	.500	1-2	.500	0-0	.000	0	0	0	1.7	0	0	1	0	0	3	4.6	
DUQUESNE	01/18/17		8	1-5	.200	1-4	.250	0-0	.000	0	2	2	1.7	0	1	1	0	0	3	4.5	
at George Mason	01/25/17		10	0-3	.000	0-1	.000	0-0	.000	0	1	1	1.7	0	1	0	0	0	0	4.3	
SAINT LOUIS	01/28/17		3	0-1	.000	0-1	.000	0-0	.000	0	1	1	1.6	0	0	0	0	0	0	4.1	
at Rhode Island	1/31/17		13	2-3	.667	2-2	1.000	0-0	.000	1	2	3	1.7	1	0	0	0	0	6	4.2	
at Richmond	2/4/17		7	1-2	.500	1-2	.500	2-2	1.000	1	1	2	1.7	1	0	0	0	0	5	4.2	
VCU	02/08/17		3	0-0	.000	0-0	.000	0-0	.000	0	0	0	1.6	0	0	0	0	0	0	4.0	
ST. BONAVENTURE	02/11/17		10	1-2	.500	1-2	.500	0-0	.000	0	1	1	1.6	0	0	1	0	0	3	4.0	
at Davidson	02/15/17		14	2-5	.400	1-4	.250	0-0	.000	0	6	6	1.8	4	1	1	0	0	5	4.0	
at Duquesne	02/19/17		14	2-5	.400	2-4	.500	0-0	.000	0	0	0	1.7	0	1	1	0	0	6	4.1	
MASSACHUSETTS	02/23/17		3	0-0	.000	0-0	.000	0-0	.000	0	0	0	1.6	2	0	1	0	0	0	4.0	
GEORGE MASON	02/26/17		16	4-5	.800	3-3	1.000	0-0	.000	0	1	1	1.6	0	1	0	0	1	11	4.2	
at Fordham	03/01/17		16	1-3	.333	0-2	.000	0-0	.000	0	0	0	1.6	0	0	1	0	0	2	4.1	
DAYTON	03/04/17	*	26	3-4	.750	2-3	.667	2-2	1.000	0	1	1	1.5	2	2	0	0	1	10	4.3	
vs Saint Louis	3/9/17		7	1-2	.500	0-0	.000	0-0	.000	0	1	1	1.5	0	0	1	0	0	2	4.3	
vs Richmond	3/10/17		5	1-1	1.000	1-1	1.000	0-0	.000	0	0	0	1.5	0	0	0	0	0	3	4.2	
TOLEDO	03/15/17		15	1-2	.500	1-2	.500	0-0	.000	1	1	2	1.5	0	1	0	0	0	3	4.2	
Totals			8	476	49-117	.419	30-70	.429	14-16	.875	12	39	51	1.5	26	30	20	1	8	142	4.2

HART'S CAREER STATISTICS

Season	gp-gs	min/avg	Total		3-Point		F-Throws		Rebounds				Scoring							
			fg-fga	pct	fg-fga	pct	ft-fa	pct	off	def	tot	avg	pf	fo	ast	to	blk	stl	pts	avg
2012-13*	24-19	723/30.1	127-292	.435	49-133	.368	63-74	.851	17	80	97	4.0	41	0	42	29	3	30	366	15.3
2013-14*	25-25	850/34.0	173-363	.477	63-153	.412	106-127	.835	16	94	110	4.4	54	1	57	53	2	22	515	20.6
2015-16	38-0	333/8.8	49-112	.438	24-57	.421	23-26	.885	4	29	33	0.9	46	0	12	12	0	10	145	3.8
2016-17	34-8	476/14.0	49-117	.419	30-70	.429	14-16	.875	12	39	51	1.5	26	1	30	20	1	8	142	4.2
TOTAL	72-8	809/11.2	98-229	.428	54-127	.425	37-42	.881	16	68	84	1.2	72	1	42	32	1	18	287	4.0
All*	121-52	2382/19.7	398-884	.450	166-413	.402	206-243	.848	49	242	291	2.4	167	2	141	114	6	70	1168	9.7



#33 COLLIN GOSS

SO | Forward | 6-11
Manassas, Va.
St. Stephens & St. Agnes
Arts and Sciences

SEASON HIGH	COLIN GOSS'	CAREER HIGH
5 vs. Harvard (11/29)	Points	5 vs. Harvard (11/29/16)
19 vs. FSU (12/4)	Minutes	19 vs. FSU (12/4/16)
2 vs. SIENA (11/15)	FG Made	2 vs. SIENA (11/15/16)
4 vs. Harvard (11/29)	FG Attempted	4 vs. Harvard (11/29/16)
	3FG Made	
	3FG Attempted	1 vs. Saint Peter's (12/19/15)
2 (2x)	FT Made	2 vs. Howard (12/10/16)
2 (4x)	FT Attempted	2 (3x)
3 vs. UAPB (11/17)	Rebounds	4 vs. Rutgers (12/12/15)
1 vs. UAPB (11/17)	Assists	1 vs. La Salle (2/21/16)
2 vs. Howard (12/10)	Blocks	2 vs. Howard (12/10/16)
1 (2x)	Steals	1 (3x)

AS A SOPHOMORE AT GW (2016-2017): Registered a game- and career-high two blocks in 13 minutes vs. Howard (12/10) ... played a career-high 19 minutes vs. FSU (12/4) ... tallied a career-high five points in 11 minutes vs. Harvard (11/29) ... made his season debut vs. Siena (11/15), coming off the bench to register four points on 2-of-2 shooting.

AS A FRESHMAN AT GW (2015-16): Appeared in 18 games ... made his collegiate debut on Nov. 24 vs. Gardner-Webb ... grabbed a season-high four rebounds vs. Rutgers (12/12).

HIGH SCHOOL: Earned Second Team All-Interstate Athletic Conference honors after averaging 9.8 points and recording three double-doubles for a St. Stephen's & St. Agnes team that finished 18-8 overall and 8-2 in IAC play as a junior in 2013-14 ... during his sophomore season in 2012-13, Goss was a Second Team All-Cardinal District selection at Forest Park High School ... participated in the 2014 Reebok Top 100 Breakout Classic camp ... the eighth D.C. Metro area recruit to sign with GW since Coach Mike Lonergan's arrival prior to the 2011-12 season ... will be the fourth Goss sibling to compete in NCAA Division I and second to attend GW ... his older sister Rachael is a 2014 GW graduate and was a four-year letterwinner for the Colonials' volleyball program, while two other older sisters, Kellie and Katie, played volleyball at Ole Miss and Duquesne, respectively.

GOSS' SEASON GAME-BY-GAME STATISTICS

Opponent	Date	gs	min	Total		3-Pointers		Free throws		Rebounds				pf	a	t/o	blk	stl	pts	avg	
				fg-fga	pct	3fg-fga	pct	ft-fta	pct	off	def	tot	avg								
SIENA	11/15/16		5	2-2	1.000	0-0	.000	0-0	.000	1	0	1	1.0	1	0	0	0	0	4	4.0	
ARKANSAS-PINE BLUFF	11/17/16		13	1-2	.500	0-0	.000	0-0	.000	2	1	3	2.0	3	1	1	1	0	2	3.0	
at Harvard	11/29/16		11	2-4	.500	0-0	.000	1-2	.500	0	2	2	2.0	3	0	1	0	0	5	3.7	
USF	12/03/16		5	0-1	.000	0-0	.000	0-0	.000	0	0	0	1.5	1	0	0	0	0	0	2.8	
vs Florida State	12/04/16		19	0-1	.000	0-0	.000	0-0	.000	0	2	2	1.6	0	0	0	1	1	0	2.2	
HOWARD	12/10/16		13	1-1	1.000	0-0	.000	2-2	1.000	0	2	2	1.7	0	0	0	2	1	4	2.5	
UCF	12/15/16		2	0-0	.000	0-0	.000	0-0	.000	0	0	0	1.4	1	0	0	0	0	0	2.1	
at VCU	1/11/17		2	0-0	.000	0-0	.000	0-0	.000	0	0	0	1.3	1	0	0	0	0	0	1.9	
at La Salle	01/15/17		3	0-0	.000	0-0	.000	1-2	.500	1	1	2	1.3	0	0	0	0	0	1	1.8	
DUQUESNE	01/18/17		2	0-0	.000	0-0	.000	0-0	.000	0	0	0	1.2	1	0	1	0	0	0	1.6	
at George Mason	01/25/17		1	1-1	1.000	0-0	.000	0-0	.000	0	0	0	1.1	1	0	0	0	0	2	1.6	
at Richmond	2/4/17		4	0-0	.000	0-0	.000	2-2	1.000	0	2	2	1.2	0	0	0	0	0	2	1.7	
VCU	02/08/17		0	0-0	.000	0-0	.000	0-0	.000	0	0	0	1.1	1	0	0	0	0	0	1.5	
Totals			0	80	7-12	.583	0-0	.000	6-8	.750	4	10	14	1.1	13	1	3	4	2	20	1.5

Games played: 13
 Minutes/game: 6.2
 Points/game: 1.5
 FG Pct: 58.3
 FT Pct: 75.0

Rebounds/game: 1.1
 Assists/game: 0.1
 Turnovers/game: 0.2
 Assist/turnover ratio: 0.3
 Steals/game: 0.2
 Blocks/game: 0.3

GOSS' CAREER STATISTICS

Season	gp-gs	min/avg	Total		3-Point		F-Throws		Rebounds				Scoring							
			fg-fga	pct	fg-fga	pct	ft-fta	pct	off	def	tot	avg	pf	fo	ast	to	blk	stl	pts	avg
2015-16	18-0	41/2.3	0-5	.000	0-1	.000	1-2	.500	1	8	9	0.5	6	0	1	3	3	1	1	0.1
2016-17	13-0	80/6.2	7-12	.583	0-0	.000	6-8	.750	4	10	14	1.1	13	0	1	3	4	2	20	1.5
TOTAL	31-0	121/3.9	7-17	.412	0-1	.000	7-10	.700	5	18	23	0.7	19	0	2	6	7	3	21	0.7

TYLER CAVANAUGH



GS | Forward | 6-9
Syracuse, N.Y.
Jamesville-DeWitt/
Wake Forest
Masters of Tourism
Administration

SEASON HIGH	TYLER CAVANAUGH'S	CAREER HIGH
33 vs. St. Bonaventure (2/11)	Points	33 vs. St. Bonaventure (2/11)
39 vs. Temple (12/7)	Minutes	39 (2x)
10 vs. Toledo (3/15)	FG Made	11 vs. Duquesne (1/9/16)
20 vs. Saint Joseph's (12/30)	FG Attempted	18 vs. UAB (11/22/16)
6 vs. Dayton (3/4)	3FG Made	6 (2x)
8 (3x)	3FG Attempted	10 vs. Duquesne (1/9/16)
13 (2x)	FT Made	13 (3x)
14 (2x)	FT Attempted	15 at UMass (1/12/16)
17 vs. VCU (2/8)	Rebounds	17 (2x)
5 vs. SIENA (11/15)	Assists	3 (7x)
2 vs. Harvard (11/29)	Blocks	2 vs. NC State (1/15/14) (3x) *at WFU
3 vs. VCU (2/8)	Steals	3 (2x)


AS A GRADUATE STUDENT AT GW (2016-2017): Has started all 34 games ... leads the team in points (18.1), rebounds (8.4), FTs made (167) and attempted (195) ... second on the team with 71 assists ... has 12 double-doubles ... has 16, 20-point games this season and 27 in his career ... scored in double figures in 69 of 72 games as a Colonial ... named to the A-10 All-Conference Second Team and All-Academic Team ... tallied 30 points on a 9-of-16 shooting (a career-high tying 6-of-8 from long range) vs. Dayton (3/4) ... earned player of the week honors after averaging 25 points and 9.0 rebounds on .593 shooting from the field vs. Fordham and Dayton ... had his 13th 20-point game and 11th double-double of the season in a 20-point, 10-rebound effort at Fordham (3/1) ... earned player of the week honors on 2/13 after averaging 23 points and 13.5 rebounds vs. VCU and St. Bonaventure ... had his third straight double-double vs. St. Bonaventure (2/11), scoring a career-high 33 points, going 13-14 from the line, and grabbing a game-high 10 rebounds ... matched a career-high 17 rebounds and scored 13 points vs. VCU (2/8) ... also matched a career-high three steals ... scored 12 of GW's 14 points in the final 10 minutes of play, including a pair of threes, a 7-of-7 performance from the free throw line, and the game-winning three-pointer to give the Colonials a 66-63 at Temple (12/7).

CAVANAUGH'S SEASON GAME-BY-GAME STATISTICS

Opponent	Date	gs	min	Total		3-Pointers		Free throws		Rebounds				pf	a	t/o	blk	stl	pts	avg	
				fg-fga	pct	3fg-fga	pct	ft-fga	pct	off	def	tot	avg								
UMES	11/11/16	*	34	6-12	.500	3-7	.429	9-9	1.000	2	8	10	10.0	3	2	4	0	0	24	24.0	
SIENA	11/15/16	*	38	4-13	.308	1-4	.250	3-4	.750	0	6	6	8.0	1	5	1	0	0	12	18.0	
ARKANSAS-PINE BLUFF	11/17/16	*	25	5-10	.500	0-3	.000	8-11	.727	4	6	10	8.7	2	3	0	0	0	18	18.0	
vs Georgia	11/21/16	*	36	7-17	.412	4-8	.500	3-4	.750	0	6	6	8.0	3	2	3	1	0	21	18.8	
vs UAB	11/22/16	*	37	8-18	.444	0-5	.000	3-3	1.000	4	9	13	9.0	1	1	1	1	0	19	18.8	
PENN STATE	11/26/16	*	27	4-9	.444	1-4	.250	6-6	1.000	2	2	4	8.2	4	3	5	1	1	15	18.2	
at Harvard	11/29/16	*	34	7-15	.467	1-3	.333	5-6	.833	3	4	7	8.0	3	3	4	2	1	20	18.4	
USF	12/03/16	*	33	4-15	.267	2-10	.200	6-8	.750	2	3	5	7.6	3	1	4	1	0	16	18.1	
vs Florida State	12/04/16	*	27	2-9	.222	1-3	.333	3-4	.750	1	5	6	7.4	3	2	2	0	2	8	17.0	
at Temple	12/07/16	*	39	5-12	.417	3-4	.750	7-7	1.000	0	5	5	7.2	2	4	3	1	0	20	17.3	
HOWARD	12/10/16	*	33	3-12	.250	2-4	.500	5-6	.833	5	8	13	7.7	0	6	5	0	0	13	16.9	
UCF	12/15/16	*	33	6-13	.462	2-4	.500	5-7	.714	2	4	6	7.6	2	3	2	0	1	19	17.1	
at Miami	12-22-16	*	22	4-13	.308	0-3	.000	5-6	.833	3	2	5	7.4	3	0	3	0	0	13	16.8	
at Saint Joseph's	12/30/16	*	37	4-20	.200	1-4	.250	1-1	1.000	4	9	13	7.8	4	2	4	0	0	10	16.3	
DAVIDSON	01/05/17	*	33	6-9	.667	3-5	.600	5-5	1.000	1	5	6	7.7	2	2	7	1	0	20	16.5	
RICHMOND	01/08/17	*	34	6-13	.462	3-5	.600	7-7	1.000	2	5	7	7.6	2	4	1	0	0	22	16.9	
at VCU	1/11/17	*	21	3-10	.300	0-4	.000	0-0	.000	1	4	5	7.5	4	0	3	0	0	6	16.2	
at La Salle	01/15/17	*	30	3-8	.375	2-4	.500	5-6	.833	1	3	4	7.3	4	1	4	0	0	13	16.1	
DUQUESNE	01/18/17	*	30	5-6	.833	1-1	1.000	0-2	.000	3	7	10	7.4	3	2	3	0	1	11	15.8	
at George Mason	01/25/17	*	20	8-14	.571	3-4	.750	1-2	.500	3	4	7	7.4	4	1	2	0	0	20	16.0	
SAINT LOUIS	01/28/17	*	30	4-11	.364	2-6	.333	8-8	1.000	1	5	6	7.3	4	0	2	1	0	18	16.1	
at Rhode Island	1/31/17	*	34	8-14	.571	2-6	.333	3-3	1.000	2	3	5	7.2	3	4	0	1	2	21	16.3	
at Richmond	2/4/17	*	25	7-15	.467	2-8	.250	7-7	1.000	6	4	10	7.3	4	0	1	0	0	23	16.6	
VCU	02/08/17	*	34	4-15	.267	1-5	.200	4-6	.667	6	11	17	7.8	1	1	0	0	3	13	16.5	
ST. BONAVENTURE	02/11/17	*	36	9-19	.474	2-3	.667	13-14	.929	5	5	10	7.8	2	2	2	0	1	33	17.1	
at Davidson	02/15/17	*	35	4-14	.286	2-6	.333	5-6	.833	3	6	9	7.9	3	3	5	0	0	15	17.0	
at Duquesne	02/19/17	*	29	2-8	.250	2-5	.400	13-14	.929	2	5	7	7.9	3	2	3	0	0	19	17.1	
MASSACHUSETTS	02/23/17	*	32	8-10	.800	3-4	.750	2-5	.400	4	9	13	8.0	2	1	3	0	1	21	17.3	
GEORGE MASON	02/26/17	*	38	8-17	.471	1-4	.250	5-6	.833	1	6	7	8.0	3	3	1	0	1	22	17.4	
at Fordham	03/01/17	*	38	7-11	.636	1-2	.500	5-5	1.000	3	7	10	8.1	3	0	2	1	2	20	17.5	
DAYTON	03/04/17	*	35	9-16	.563	6-8	.750	6-7	.857	1	7	8	8.1	4	1	2	0	0	30	17.9	
vs Saint Louis	3/9/17	*	33	3-12	.250	0-4	.000	3-4	.750	4	12	16	8.3	3	3	1	1	2	9	17.6	
vs Richmond	3/10/17	*	38	9-12	.750	3-4	.750	2-2	1.000	5	7	12	8.4	2	3	7	1	0	23	17.8	
TOLEDO	03/15/17	*	38	10-15	.667	5-8	.625	4-4	1.000	1	6	7	8.4	3	1	1	1	1	29	18.1	
Totals			34	1098	192-437	.439	65-162	.401	167-195	.856	87	198	285	8.4	93	71	91	14	19	616	18.1

CAVANAUGH'S CAREER STATISTICS

Season	gp-gs	min/avg	Total		3-Point		F-Throws		Rebounds				Scoring							
			fg-fga	pct	fg-fga	pct	ft-fga	pct	off	def	tot	avg	pf	fo	ast	to	blk	stl	pts	avg
2012-13*	31-6	519/16.7	50-157	.318	14-59	.237	41-54	.759	31	46	77	2.5	74	1	16	37	5	6	155	5.0
2013-14*	33-22	699/21.2	86-204	.422	21-67	.313	98-124	.790	32	95	127	3.8	90	1	22	48	11	7	291	8.8
2015-16	38-38	1157/30.4	209-414	.505	53-127	.417	167-202	.827	76	212	288	7.6	95	3	46	79	9	21	638	16.8
2016-17	34-34	1098/32.3	192-437	.439	65-162	.401	167-195	.856	87	198	285	8.4	93	0	71	91	14	19	616	18.1
TOTAL	72-72	2255/31.3	401-851	.471	118-289	.408	334-397	.841	163	410	573	8.0	188	3	117	170	23	40	1254	17.4
All*	136-100	3473/25.5	537-1212	.443	153-415	.369	473-575	.823	226	551	777	5.7	352	5	155	255	39	53	1700	12.5



#40 KEVIN MARFO

FR | Forward | 6-8
Bergenfield, NJ
Worcester Academy (MA)
Arts & Sciences

SEASON HIGH	KEVIN MARFO'S
18 vs. FSU (12/4)	Points
26 vs. FSU (12/4)	Minutes
6 vs. FSU (12/4)	FG Made
10 vs. FSU (12/4)	FG Attempted
	3FG Made
	3FG Attempted
6 vs. FSU (12/4)	FT Made
11 vs. FSU (12/4)	FT Attempted
9 vs. FSU (12/4)	Rebounds
5 (2x)	Assists
2 vs. Davidson (1/5)	Blocks
2 (2x)	Steals

AS A FRESHMAN AT GW (2016-2017): Has seen action in 23 of 34 games ... recorded five points at the free throw line in a game-high 10 attempts at the charity stripe vs. VCU (1/11) ... had a season-high two blocks vs. Davidson (1/5) ... tallied a season- and team-high 18 points vs. FSU (12/4), shooting 6-of-10 from the floor and grabbing a game-high nine rebounds ... registered nine points in 13 minutes vs. Harvard (11/29) ... tallied five points, five rebounds, and two steals in 14 minutes vs. UAPB (11/17) ... registered two points and two rebounds in six minutes vs. Siena (11/15) ... made his GW debut on Nov. 11 vs. Maryland-Eastern Shore with four minutes off the bench.

HIGH SCHOOL: Spent his last two seasons at Worcester Academy after beginning his high school career at Bergen Catholic ... a team captain as a senior when he averaged 17 points and 12 rebounds ... averaged 9.1 points and 8.5 rebounds as a junior ... the No. 3 ranked player in Massachusetts coming out of high school ... before his senior season, had a successful summer playing AAU for the Boston Amateur Basketball Club, averaging 11.3 points and 9.2 rebounds per game which ranked fifth in the NIKE EYBL ... in four games of the Nike Peach Jam playing against some of the nation's top prep players, he had averages of 12.2 points and 7.2 rebounds.

PERSONAL: Parents are Joseph and Sandra ... has two sisters, Mikita and Ashley ... born in Brooklyn ... a member of the Honor Society in high school ... majoring in arts and sciences.

MARFO'S SEASON GAME-BY-GAME STATISTICS

Opponent	Date	gs	min	Total		3-Pointers		Free throws		Rebounds				pf	a	t/o	blk	stl	pts	avg
				fg-fga	pct	3fg-fga	pct	ft-fta	pct	off	def	tot	avg							
UMES	11/11/16	4		0-0	.000	0-0	.000	0-0	.000	0	1	1	1.0	2	0	1	0	0	0	0.0
SIENA	11/15/16	6		1-1	1.000	0-0	.000	0-0	.000	0	2	2	1.5	1	0	1	0	0	2	1.0
ARKANSAS-PINE BLUFF	11/17/16	14		0-0	.000	0-0	.000	5-10	.500	0	5	5	2.7	2	0	7	1	2	5	2.3
vs Georgia	11/21/16	4		0-0	.000	0-0	.000	0-0	.000	0	1	1	2.3	1	0	0	0	0	0	1.8
vs UAB	11/22/16	3		1-2	.500	0-0	.000	2-2	1.000	2	0	2	2.2	1	0	0	0	0	4	2.2
PENN STATE	11/26/16	10		1-2	.500	0-0	.000	0-2	.000	0	4	4	2.5	1	0	0	1	0	2	2.2
at Harvard	11/29/16	13		2-4	.500	0-0	.000	5-8	.625	3	1	4	2.7	1	0	1	0	1	9	3.1
USF	12/03/16	8		0-0	.000	0-0	.000	1-4	.250	0	0	0	2.4	1	0	2	0	1	1	2.9
vs Florida State	12/04/16	26		6-10	.600	0-0	.000	6-11	.545	7	2	9	3.1	2	0	2	0	2	18	4.6
at Temple	12/07/16	7		0-3	.000	0-0	.000	0-0	.000	2	1	3	3.1	1	0	2	0	0	0	4.1
HOWARD	12/10/16	14		0-1	.000	0-0	.000	4-4	1.000	0	5	5	3.3	3	0	1	0	1	4	4.1
UCF	12/15/16	18		0-1	.000	0-0	.000	0-2	.000	2	0	2	3.2	2	0	0	1	0	0	3.8
at Miami	12-22-16	9		0-0	.000	0-0	.000	0-0	.000	0	4	4	3.2	1	0	1	0	0	0	3.5
at Saint Joseph's	12/30/16	6		1-2	.500	0-0	.000	0-0	.000	1	2	3	3.2	2	0	0	0	0	2	3.4
DAVIDSON	01/05/17	11		1-1	1.000	0-0	.000	0-0	.000	1	3	4	3.3	0	0	0	2	0	2	3.3
RICHMOND	01/08/17	2		0-0	.000	0-0	.000	0-0	.000	0	1	1	3.1	1	0	1	0	0	0	3.1
at VCU	1/11/17	17		0-1	.000	0-0	.000	5-10	.500	2	0	2	3.1	2	2	1	1	0	5	3.2
at La Salle	01/15/17	7		0-0	.000	0-0	.000	0-0	.000	0	1	1	2.9	1	1	0	0	0	0	3.0
DUQUESNE	01/18/17	10		1-4	.250	0-0	.000	0-0	.000	3	2	5	3.1	3	1	0	1	0	2	2.9
at George Mason	01/25/17	4		1-3	.333	0-0	.000	2-3	.667	2	0	2	3.0	1	0	0	0	0	4	3.0
SAINT LOUIS	01/28/17	1		0-1	.000	0-0	.000	0-0	.000	0	0	0	2.9	0	0	0	0	0	0	2.9
at Rhode Island	1/31/17	4		1-3	.333	0-0	.000	0-0	.000	0	0	0	2.7	1	0	0	0	0	2	2.8
VCU	02/08/17	7		0-5	.000	0-0	.000	0-0	.000	3	1	4	2.8	1	0	1	0	0	0	2.7
Totals		0	205	16-44	.364	0-0	.000	30-56	.536	28	36	64	2.8	31	4	21	7	7	62	2.7

MARFO'S CAREER STATISTICS

Season	gp-gs	min/avg	Total		3-Point		F-Throws		Rebounds				Scoring							
			fg-fga	pct	fg-fga	pct	ft-fta	pct	off	def	tot	avg	pf	fo	ast	to	blk	stl	pts	avg
2016-17	23-0	205/8.9	16-44	.364	0-0	.000	30-56	.536	28	36	64	2.8	31	0	4	21	7	7	62	2.7
TOTAL	23-0	205/8.9	16-44	.364	0-0	.000	30-56	.536	28	36	64	2.8	31	0	4	21	7	7	62	2.7



2016-17 GW Men's Basketball
George Washington Combined Team Statistics (as of Mar 15, 2017)
All games



RECORD:	OVERALL	HOME	AWAY	NEUTRAL
ALL GAMES	20-14	14-3	5-7	1-4
CONFERENCE	10-8	7-2	3-6	0-0
NON-CONFERENCE	10-6	7-1	2-1	1-4

#	Player	gp-gs	min	avg	Total		3-Point		F-Throw		Rebounds			avg	pf	dq	a	to	blk	stl	pts	avg		
					fg-fga	fg%	3fg-fga	3fg%	ft-fa	ft%	off	def	tot											
34	CAVANAUGH, Tyler	34-34	1098	32.3	192-437	.439	65-162	.401	167-195	.856	87	198	285	8.4	93	0	71	91	14	19	616	18.1		
12	WATANABE, Yuta	27-26	942	34.9	110-252	.437	26-82	.317	74-91	.813	37	92	129	4.8	43	0	66	48	31	29	320	11.9		
23	SINA, Jaren	34-34	1094	32.2	88-265	.332	60-165	.364	70-84	.833	13	78	91	2.7	34	0	111	50	0	28	306	9.0		
14	ROLAND, Jordan	34-10	670	19.7	86-179	.480	42-100	.420	16-23	.696	15	52	67	2.0	53	0	45	23	8	26	230	6.8		
10	STEEVES, Patrick	26-9	485	18.7	66-134	.493	4-20	.200	38-51	.745	26	51	77	3.0	33	1	30	29	11	15	174	6.7		
15	SMITH, Collin	34-17	577	17.0	69-147	.469	9-23	.391	33-60	.550	43	110	153	4.5	92	1	14	41	29	15	180	5.3		
03	BOLDEN, Jair	34-15	589	17.3	59-156	.378	27-78	.346	23-33	.697	16	45	61	1.8	45	0	61	54	8	14	168	4.9		
11	TORO, Arnaldo	34-17	535	15.7	51-121	.421	5-18	.278	46-74	.622	56	93	149	4.4	59	1	18	36	17	20	153	4.5		
30	HART, Matt	34-8	476	14.0	49-117	.419	30-70	.429	14-16	.875	12	39	51	1.5	26	1	30	20	1	8	142	4.2		
40	MARFO, Kevin	23-0	205	8.9	16-44	.364	0-0	.000	30-56	.536	28	36	64	2.8	31	0	4	21	7	7	62	2.7		
33	GOSS, Collin	13-0	80	6.2	7-12	.583	0-0	.000	6-8	.750	4	10	14	1.1	13	0	1	3	4	2	20	1.5		
05	MITOLA, Adam	4-0	16	4.0	1-5	.200	1-3	.333	0-0	.000	0	2	2	0.5	2	0	0	1	0	0	3	0.8		
04	WILLIAMS, Justin	7-0	33	4.7	0-6	.000	0-3	.000	2-2	1.000	2	5	7	1.0	1	0	0	2	1	1	2	0.3		
Team											45	53	98											
Total.....		34	6800		794-1875	.423	269-724	.372	519-693	.749	384	864	1248	36.7	525	4	451	441	131	184	2376	69.9		
Opponents.....		34	6800		875-1969	.444	225-636	.354	383-527	.727	303	784	1087	32.0	620	-	484	363	107	235	2358	69.4		

TEAM STATISTICS	GW	OPP	Date	Opponent	Score	Att.	
SCORING	2376	2358	11/11/16	UMES	w 75-71	3256	
Points per game	69.9	69.4	11/15/16	SIENA	w 77-75	2224	
Scoring margin	+0.5	-	11/17/16	ARKANSAS-PINE BLUFF	w 61-41	2013	
FIELD GOALS-ATT	794-1875	875-1969	11/21/16	vs Georgia	L 73-81	10071	
Field goal pct	.423	.444	11/22/16	vs UAB	L 74-81	12147	
3 POINT FG-ATT	269-724	225-636	11/26/16	PENN STATE	L 68-74	2378	
3-point FG pct	.372	.354	11/29/16	at Harvard	w 77-74	1406	
3-pt FG made per game	7.9	6.6	12/03/16	USF	w 68-67	2288	
FREE THROWS-ATT	519-693	383-527	12/04/16	vs Florida State	L 48-67	8645	
Free throw pct	.749	.727	12/07/16	at Temple	w 66-63	5016	
F-Throws made per game	15.3	11.3	12/10/16	HOWARD	w 79-62	2304	
REBOUNDS	1248	1087	12/15/16	UCF	w 74-59	2891	
Rebounds per game	36.7	32.0	12-22-16	at Miami	L 64-72	6871	
Rebounding margin	+4.7	-	* 12/30/16	at Saint Joseph's	L 63-68	4200	
ASSISTS	451	484	* 01/05/17	DAVIDSON	w 73-69	2823	
Assists per game	13.3	14.2	* 01/08/17	RICHMOND	L 70-77	2986	
TURNOVERS	441	363	* 1/11/17	at VCU	L 55-85	7637	
Turnovers per game	13.0	10.7	* 01/15/17	at La Salle	L 69-79	2763	
Turnover margin	-2.3	-	* 01/18/17	DUQUESNE	w 65-63	2653	
Assist/turnover ratio	1.0	1.3	* 01/25/17	at George Mason	w 87-68	4070	
STEALS	184	235	* 01/28/17	SAINT LOUIS	w 63-55	3193	
Steals per game	5.4	6.9	* 1/31/17	at Rhode Island	L 70-82	5190	
BLOCKS	131	107	* 2/4/17	at Richmond	L 75-84	7201	
Blocks per game	3.9	3.1	* 02/08/17	VCU	L 53-54	4012	
ATTENDANCE	48061	94920	* 02/11/17	ST. BONAVENTURE	w 76-70	3875	
Home games-Avg/Game	17-2827	12-4331	* 02/15/17	at Davidson	L 63-74	3715	
Neutral site-Avg/Game	-	5-8590	* 02/19/17	at Duquesne	w 77-70	1746	
Score by Periods	1st	2nd	Totals	* 02/23/17	MASSACHUSETTS	w 83-67	2654
George Washington	1112	1264	2376	* 02/26/17	GEORGE MASON	w 83-74	3352
Opponents	1096	1262	2358	* 03/01/17	at Fordham	w 67-66	2153
				* 03/04/17	DAYTON	w 87-81	4143
				3/9/17	vs Saint Louis	w 53-46	5442
				3/10/17	vs Richmond	L 67-70	6647
				03/15/17	TOLEDO	w 73-69	1016

* - Conference game

TEAM GAME-BY-GAME

Opponent	Date	Score	W	Total		3-Pointers		Free throws		Rebounds				pf	a	t/o	blk	stl	pts	avg
				fg-fga	pct	3fg-fga	pct	ft-fa	pct	off	def	tot	avg							
UMES	11/11/16	75-71	W	19-45	.422	8-22	.364	29-34	.853	13	28	41	41.0	14	16	20	3	3	75	75.0
SIENA	11/15/16	77-75	W	27-61	.443	5-19	.263	18-23	.783	16	30	46	43.5	15	11	12	3	3	77	76.0
ARKANSAS-PINE BLUFF	11/17/16	61-41	W	16-45	.356	3-20	.150	26-41	.634	14	41	55	47.3	17	9	19	5	8	61	71.0
vs Georgia	11/21/16	73-81	L	24-56	.429	10-24	.417	15-24	.625	6	24	30	43.0	22	12	11	1	3	73	71.5
vs UAB	11/22/16	74-81	L	26-65	.400	8-27	.296	14-16	.875	17	18	35	41.4	19	8	18	4	6	74	72.0
PENN STATE	11/26/16	68-74	L	24-56	.429	5-24	.208	15-20	.750	7	28	35	40.3	16	14	15	7	7	68	71.3
at Harvard	11/29/16	77-74	W	23-52	.442	5-10	.500	26-35	.743	15	25	40	40.3	17	10	16	3	8	77	72.1
USF	12/03/16	68-67	W	21-55	.382	9-23	.391	17-27	.630	13	20	33	39.4	13	13	11	2	9	68	71.6
vs Florida State	12/04/16	48-67	L	14-62	.226	4-23	.174	16-24	.667	23	29	52	40.8	14	6	18	4	7	48	69.0
at Temple	12/07/16	66-63	W	25-53	.472	9-18	.500	7-8	.875	11	26	37	40.4	13	18	16	3	5	66	68.7
HOWARD	12/10/16	79-62	W	23-51	.451	13-26	.500	20-23	.870	10	31	41	40.5	18	20	13	3	3	79	69.6
UCF	12/15/16	74-59	W	25-59	.424	12-30	.400	12-19	.632	11	23	34	39.9	12	15	6	4	6	74	70.0
at Miami	12-22-16	64-72	L	23-56	.411	7-22	.318	11-15	.733	13	22	35	39.5	14	11	12	3	5	64	69.5
at Saint Joseph's	12/30/16	63-68	L	22-64	.344	12-26	.462	7-7	1.000	18	31	49	40.2	18	18	11	3	3	63	69.1
DAVIDSON	01/05/17	73-69	W	26-53	.491	11-18	.611	10-13	.769	6	29	35	39.9	12	17	17	8	6	73	69.3
RICHMOND	01/08/17	70-77	L	24-53	.453	8-25	.320	14-17	.824	7	20	27	39.1	13	15	10	5	5	70	69.4
at VCU	1/11/17	55-85	L	18-49	.367	2-16	.125	17-26	.654	16	20	36	38.9	18	4	17	4	4	55	68.5
at La Salle	01/15/17	69-79	L	23-48	.479	10-24	.417	13-18	.722	12	12	24	38.1	15	15	17	1	7	69	68.6
DUQUESNE	01/18/17	65-63	W	24-57	.421	11-25	.440	6-10	.600	12	30	42	38.3	15	17	16	9	4	65	68.4
at George Mason	01/25/17	87-68	W	27-61	.443	11-19	.579	22-30	.733	11	28	39	38.3	21	19	10	5	3	87	69.3
SAINT LOUIS	01/28/17	63-55	W	20-45	.444	6-19	.316	17-23	.739	6	29	35	38.1	14	11	11	6	3	63	69.0
at Rhode Island	1/31/17	70-82	L	26-53	.491	7-14	.500	11-13	.846	6	17	23	37.5	15	15	9	2	6	70	69.0
at Richmond	2/4/17	75-84	L	21-59	.356	7-29	.241	26-30	.867	12	26	38	37.5	20	7	10	0	4	75	69.3
VCU	02/08/17	53-54	L	19-60	.317	5-20	.250	10-17	.588	18	25	43	37.7	17	8	8	4	9	53	68.6
ST. BONAVENTURE	02/11/17	76-70	W	21-48	.438	10-20	.500	24-32	.750	9	31	40	37.8	15	14	16	5	2	76	68.9
at Davidson	02/15/17	63-74	L	23-60	.383	7-22	.318	10-11	.909	13	26	39	37.8	19	13	12	5	1	63	68.7
at Duquesne	02/19/17	77-70	W	23-61	.377	12-26	.462	19-22	.864	16	21	37	37.8	15	16	10	3	4	77	69.0
MASSACHUSETTS	02/23/17	83-67	W	31-58	.534	7-14	.500	14-20	.700	9	32	41	37.9	14	16	16	3	6	83	69.5
GEORGE MASON	02/26/17	83-74	W	30-62	.484	8-20	.400	15-17	.882	3	23	26	37.5	10	17	5	5	8	83	70.0
at Fordham	03/01/17	67-66	W	22-45	.489	4-12	.333	19-26	.731	8	23	31	37.3	13	9	19	1	10	67	69.9
DAYTON	03/04/17	87-81	W	27-57	.474	13-26	.500	20-28	.714	10	24	34	37.2	21	15	11	4	9	87	70.4
vs Saint Louis	3/9/17	53-46	W	21-58	.362	4-20	.200	7-8	.875	9	27	36	37.2	8	15	8	4	9	53	69.9
vs Richmond	3/10/17	67-70	L	28-51	.549	7-17	.412	4-4	1.000	8	21	29	36.9	15	14	13	6	2	67	69.8
TOLEDO	03/15/17	73-69	W	28-57	.491	9-24	.375	8-12	.667	6	24	30	36.7	13	13	8	3	6	73	69.9
George Washington		2376		794-1875	.423	269-724	.372	519-693	.749	384	864	1248	36.7	525	451	441	131	184	2376	69.9
Opponents		2358		875-1969	.444	225-636	.354	383-527	.727	303	784	1087	32.0	620	484	363	107	235	2358	69.4

Games played: 34
 Points/game: 69.9
 FG Pct: 42.3
 3FG Pct: 37.2
 FT Pct: 74.9

Rebounds/game: 36.7
 Assists/game: 13.3
 Turnovers/game: 13.0
 Assist/turnover ratio: 1.0
 Steals/game: 5.4
 Blocks/game: 3.9

COMPARISON

Opponent	1st	2nd	Score	Mar	Total FG	FG Pct	3-Pointers	3FG Pct	Free Throws	FT Pct	Rebounds	Assist	T/Over	Block	Steal	Fouls
UMES	32/22	43/49	75-71	+4	19-45/25-68	.422/.368	8-22/9-21	.364/.429	29-34/12-14	.853/.857	41/30 +11	16/11	20/10	3/2	3/11	14/24
SIENA	34/33	43/42	77-75	+2	27-61/30-67	.443/.448	5-19/7-20	.263/.350	18-23/8-13	.783/.615	46/29 +17	11/12	12/6	3/5	3/6	15/20
ARKANSAS-PINE BLUFF	30/18	31/23	61-41	+20	16-45/16-60	.356/.267	3-20/3-22	.150/.136	26-41/6-11	.634/.545	55/32 +23	9/9	19/13	5/1	8/11	17/27
Georgia	36/35	37/46	73-81	(8)	24-56/28-58	.429/.483	10-24/6-16	.417/.375	15-24/19-26	.625/.731	30/39 (9)	12/16	11/7	1/1	3/6	22/19
UAB	29/39	45/42	74-81	(7)	26-65/27-52	.400/.519	8-27/8-18	.296/.444	14-16/19-22	.875/.864	35/31 +4	8/19	18/17	4/4	6/9	19/16
PENN STATE	32/23	36/51	68-74	(6)	24-56/25-60	.429/.417	5-24/5-13	.208/.385	15-20/19-22	.750/.864	35/39 (4)	14/17	15/15	7/7	7/6	16/16
Harvard	37/33	40/41	77-74	+3	23-52/26-56	.442/.464	5-10/9-22	.500/.409	26-35/13-17	.743/.765	40/29 +11	10/18	16/16	3/7	8/11	17/28
USF	32/35	36/32	68-67	+1	21-55/29-54	.382/.537	9-23/7-15	.391/.467	17-27/2-4	.630/.500	33/32 +1	13/16	11/15	2/2	9/5	13/23
Florida State	19/35	29/32	48-67	(19)	14-62/27-66	.226/.409	4-23/8-22	.174/.364	16-24/5-8	.667/.625	52/42 +10	6/17	18/12	4/6	7/10	14/20
Temple	31/25	35/38	66-63	+3	25-53/23-54	.472/.426	9-18/12-26	.500/.462	7-8/5-8	.875/.625	37/23 +14	18/21	16/9	3/8	5/6	13/14
HOWARD	43/34	36/28	79-62	+17	23-51/20-60	.451/.333	13-26/5-20	.500/.250	20-23/17-21	.870/.810	41/31 +10	20/8	13/7	3/3	3/10	18/16
UCF	30/22	44/37	74-59	+15	25-59/21-53	.424/.396	12-30/5-15	.400/.333	12-19/12-18	.632/.667	34/36 (2)	15/13	6/11	4/4	6/3	12/17
Miami	30/38	34/34	64-72	(8)	23-56/25-57	.411/.439	7-22/7-14	.318/.500	11-15/15-19	.733/.789	35/34 +1	11/10	12/6	3/3	5/5	14/14
Saint Joseph's	35/29	28/39	63-68	(5)	22-64/27-58	.344/.466	12-26/5-14	.462/.357	7-7/9-19	1000/.474	49/29 +20	18/14	11/3	3/7	3/7	18/9
DAVIDSON	35/33	38/36	73-69	+4	26-53/27-69	.491/.391	11-18/8-23	.611/.348	10-13/7-8	.769/.875	35/36 (1)	17/16	17/10	8/3	6/8	12/16
RICHMOND	29/40	41/37	70-77	(7)	24-53/32-52	.453/.615	8-25/8-15	.320/.533	14-17/5-11	.824/.455	27/27 -	15/22	10/13	5/3	5/6	13/18
VCU	27/41	28/44	55-85	(30)	18-49/33-64	.367/.516	2-16/7-18	.125/.389	17-26/12-16	.654/.750	36/35 +1	4/20	17/8	4/2	4/9	18/24
La Salle	30/40	39/39	69-79	(10)	23-48/27-44	.479/.614	10-24/11-17	.417/.647	13-18/14-15	.722/.933	24/18 +6	15/20	17/13	1/0	7/7	15/17
DUQUESNE	38/29	27/34	65-63	+2	24-57/26-64	.421/.406	11-25/4-21	.440/.190	6-10/7-13	.600/.538	42/36 +6	17/12	16/12	9/4	4/6	15/13
George Mason	35/24	52/44	87-68	+19	27-61/25-62	.443/.403	11-19/1-8	.579/.125	22-30/17-26	.733/.654	39/42 (3)	19/5	10/13	5/3	3/7	21/26
SAINT LOUIS	23/29	40/26	63-55	+8	20-45/21-55	.444/.382	6-19/9-20	.316/.450	17-23/4-6	.739/.667	35/27 +8	11/10	11/10	6/0	3/5	14/20
Rhode Island	39/35	31/47	70-82	(12)	26-53/29-53	.491/.547	7-14/6-14	.500/.429	11-13/18-20	.846/.900	23/29 (6)	15/14	9/9	2/9	6/5	15/14
Richmond	34/46	41/38	75-84	(9)	21-59/30-54	.356/.556	7-29/7-21	.241/.333	26-30/17-22	.867/.773	38/30 +8	7/13	10/7	0/2	4/4	20/22
VCU	23/21	30/33	53-54	(1)	19-60/19-53	.317/.358	5-20/5-18	.250/.278	10-17/11-15	.588/.733	43/39 +4	8/9	8/12	4/3	9/4	17/16
ST. BONAVENTURE	42/29	34/41	76-70	+6	21-48/23-61	.438/.377	10-20/5-23	.500/.217	24-32/19-23	.750/.826	40/30 +10	14/20	16/8	5/2	2/11	15/25
Davidson	34/37	29/37	63-74	(11)	23-60/25-61	.383/.410	7-22/7-18	.318/.389	10-11/17-20	.909/.850	39/37 +2	13/13	12/6	5/2	1/9	19/14
Duquesne	38/33	39/37	77-70	+7	23-61/25-60	.377/.417	12-26/4-13	.462/.308	19-22/16-17	.864/.941	37/34 +3	16/13	10/11	3/1	4/4	15/18
MASSACHUSETTS	38/40	45/27	83-67	+16	31-58/25-62	.534/.403	7-14/6-26	.500/.231	14-20/11-16	.700/.688	41/29 +12	16/10	16/11	3/3	6/12	14/21
GEORGE MASON	37/36	46/38	83-74	+9	30-62/32-58	.484/.552	8-20/5-12	.400/.417	15-17/5-10	.882/.500	26/35 (9)	17/13	5/14	5/1	8/4	10/16
Fordham	28/41	39/25	67-66	+1	22-45/26-52	.489/.500	4-12/11-28	.333/.393	19-26/3-5	.731/.600	31/21 +10	9/18	19/17	1/1	10/11	13/20
DAYTON	50/33	37/48	87-81	+6	27-57/28-58	.474/.483	13-26/8-20	.500/.400	20-28/17-31	.714/.548	34/35 (1)	15/18	11/12	4/2	9/7	21/24
Saint Louis	13/25	40/21	53-46	+7	21-58/18-49	.362/.367	4-20/5-22	.200/.227	7-8/5-8	.875/.625	36/35 +1	15/10	8/16	4/3	9/2	8/10
Richmond	34/34	33/36	67-70	(3)	28-51/26-58	.549/.448	7-17/6-21	.412/.286	4-4/12-16	1000/.750	29/25 +4	14/16	13/5	6/2	2/6	15/12
TOLEDO	35/29	38/40	73-69	+4	28-57/29-57	.491/.509	9-24/6-20	.375/.300	8-12/5-7	.667/.714	30/31 (1)	13/11	8/9	3/1	6/2	13/11


POINTS-REBOUNDS-ASSISTS

Opponent	Date	Score	03		04		05		10		11		12		14	
			BOLDEN,JAI	WILLIAMS,J	MITOLA,ADA	STEEVES,PA	TORO,ARNAL	WATANABE,Y	ROLAND,JOR							
UMES	11/11/16	75-71	w	2-1-2	DNP	DNP	4-3-0	4-3-0	18-6-1	4-1-3						
SIENA	11/15/16	77-75	w	0-1-1	DNP	DNP	7-3-0	6-7-0	13-12-2	2-2-2						
ARKANSAS-PINE BLUFF	11/17/16	61-41	w	4-2-1	0-2-0	0-0-0	3-3-0	4-6-0	4-2-1	3-5-1						
vs Georgia	11/21/16	73-81	L	0-0-0	DNP	DNP	8-2-0	7-8-0	14-3-3	0-0-0						
vs UAB	11/22/16	74-81	L	3-0-0	DNP	DNP	2-0-0	7-5-0	18-3-2	0-0-0						
PENN STATE	11/26/16	68-74	L	2-1-0	DNP	DNP	4-5-3	2-5-0	DNP	11-3-3						
at Harvard	11/29/16	77-74	w	0-1-0	DNP	DNP	0-2-1	8-10-2	DNP	8-4-3						
USF	12/03/16	68-67	w	6-2-3	DNP	DNP	DNP	8-9-2	DNP	6-6-2						
vs Florida State	12/04/16	48-67	L	2-2-2	2-3-0	0-1-0	DNP	0-6-0	DNP	5-1-0						
at Temple	12/07/16	66-63	w	0-0-2	DNP	DNP	DNP	12-9-1	DNP	14-4-1						
HOWARD	12/10/16	79-62	w	6-2-2	0-1-0	3-1-0	DNP	6-2-2	DNP	11-2-2						
UCF	12/15/16	74-59	w	1-0-3	0-0-0	DNP	DNP	9-6-1	DNP	27-1-2						
at Miami	12-22-16	64-72	L	0-1-0	DNP	DNP	DNP	7-10-2	15-6-3	10-2-3						
at Saint Joseph's	12/30/16	63-68	L	3-1-2	DNP	DNP	DNP	4-6-4	5-6-1	10-2-4						
DAVIDSON	01/05/17	73-69	w	0-1-3	DNP	DNP	0-0-0	5-6-0	14-1-4	13-2-2						
RICHMOND	01/08/17	70-77	L	6-2-1	DNP	DNP	DNP	6-1-0	15-3-3	2-3-4						
at VCU	1/11/17	55-85	L	12-1-1	0-1-0	DNP	0-0-0	2-5-0	17-7-0	0-2-0						
at La Salle	01/15/17	69-79	L	16-2-2	0-0-0	DNP	0-0-0	4-1-0	13-8-4	7-0-2						
DUQUESNE	01/18/17	65-63	w	5-4-4	DNP	DNP	2-0-1	5-5-0	15-3-5	3-3-0						
at George Mason	01/25/17	87-68	w	6-1-4	0-0-0	0-0-0	11-5-2	2-4-1	12-8-3	20-0-2						
SAINT LOUIS	01/28/17	63-55	w	0-5-1	DNP	DNP	13-0-2	3-2-1	9-9-3	8-2-0						
at Rhode Island	1/31/17	70-82	L	1-0-3	DNP	DNP	6-2-1	9-3-0	4-3-3	7-0-2						
at Richmond	2/4/17	75-84	L	2-3-0	DNP	DNP	12-5-2	11-5-0	11-4-2	3-1-0						
VCU	02/08/17	53-54	L	13-1-2	DNP	DNP	2-4-0	6-3-0	7-3-0	4-3-1						
ST. BONAVENTURE	02/11/17	76-70	w	1-4-2	DNP	DNP	0-3-0	4-3-0	6-2-6	0-0-0						
at Davidson	02/15/17	63-74	L	15-2-1	DNP	DNP	10-6-1	2-2-0	10-3-0	0-1-0						
at Duquesne	02/19/17	77-70	w	11-2-5	DNP	DNP	11-5-1	3-6-0	14-6-2	3-3-3						
MASSACHUSETTS	02/23/17	83-67	w	8-3-2	DNP	DNP	26-5-5	2-1-0	6-6-4	15-4-0						
GEORGE MASON	02/26/17	83-74	w	6-6-2	DNP	DNP	6-3-2	0-0-0	18-3-2	4-0-0						
at Fordham	03/01/17	67-66	w	7-2-3	DNP	DNP	6-4-0	0-0-0	15-5-2	8-1-0						
DAYTON	03/04/17	87-81	w	12-3-1	DNP	DNP	6-1-1	1-4-1	18-6-3	3-1-1						
vs Saint Louis	3/9/17	53-46	w	7-1-2	DNP	DNP	2-8-2	0-2-0	18-1-2	10-2-1						
vs Richmond	3/10/17	67-70	L	2-1-2	DNP	DNP	16-5-4	2-0-1	6-3-2	9-5-0						
TOLEDO	03/15/17	73-69	w	9-3-2	DNP	DNP	17-3-2	2-4-0	5-7-3	0-1-1						


Opponent	Date	Score	15		23		30		33		34		40	
			SMITH,COLL	SINA,JAREN	HART,MATT	GOSS,COLLI	CAVANAUGH,	MARFO,KEVI						
UMES	11/11/16	75-71	w	7-6-0	8-3-4	4-3-4	DNP	24-10-2	0-1-0					
SIENA	11/15/16	77-75	w	11-6-0	16-2-1	4-0-0	4-1-0	12-6-5	2-2-0					
ARKANSAS-PINE BLUFF	11/17/16	61-41	w	8-7-0	4-4-1	6-5-1	2-3-1	18-10-3	5-5-0					
vs Georgia	11/21/16	73-81	L	4-2-0	2-5-5	17-0-2	DNP	21-6-2	0-1-0					
vs UAB	11/22/16	74-81	L	2-5-0	16-5-2	3-1-3	DNP	19-13-1	4-2-0					
PENN STATE	11/26/16	68-74	L	11-5-1	13-2-2	8-4-2	DNP	15-4-3	2-4-0					
at Harvard	11/29/16	77-74	w	3-5-0	19-2-1	5-1-0	5-2-0	20-7-3	9-4-0					
USF	12/03/16	68-67	w	22-8-2	2-1-2	7-0-1	0-0-0	16-5-1	1-0-0					
vs Florida State	12/04/16	48-67	L	2-9-0	9-5-2	2-2-0	0-2-0	8-6-2	18-9-0					
at Temple	12/07/16	66-63	w	11-7-2	6-1-6	3-2-2	DNP	20-5-4	0-3-0					
HOWARD	12/10/16	79-62	w	6-6-0	20-2-5	6-1-3	4-2-0	13-13-6	4-5-0					
UCF	12/15/16	74-59	w	5-8-0	8-3-3	5-4-3	0-0-0	19-6-3	0-2-0					
at Miami	12-22-16	64-72	L	8-3-0	11-2-3	0-0-0	DNP	13-5-0	0-4-0					
at Saint Joseph's	12/30/16	63-68	L	12-11-2	15-2-3	2-1-0	DNP	10-13-2	2-3-0					
DAVIDSON	01/05/17	73-69	w	4-5-1	10-7-5	5-3-0	DNP	20-6-2	2-4-0					
RICHMOND	01/08/17	70-77	L	8-4-1	10-2-2	1-3-0	DNP	22-7-4	0-1-0					
at VCU	1/11/17	55-85	L	10-8-0	1-1-0	2-0-1	0-0-0	6-5-0	5-2-2					
at La Salle	01/15/17	69-79	L	5-2-0	7-0-5	3-0-0	1-2-0	13-4-1	0-1-1					
DUQUESNE	01/18/17	65-63	w	5-4-0	14-4-3	3-2-1	0-0-0	11-10-2	2-5-1					
at George Mason	01/25/17	87-68	w	3-4-0	7-4-5	0-1-1	2-0-0	20-7-1	4-2-0					
SAINT LOUIS	01/28/17	63-55	w	7-5-2	5-2-2	0-1-0	DNP	18-6-0	0-0-0					
at Rhode Island	1/31/17	70-82	L	4-1-0	10-2-2	6-3-0	DNP	21-5-4	2-0-0					
at Richmond	2/4/17	75-84	L	0-0-0	6-4-3	5-2-0	2-2-0	23-10-0	DNP					
VCU	02/08/17	53-54	L	0-2-0	8-3-4	0-0-0	0-0-0	13-17-1	0-4-0					
ST. BONAVENTURE	02/11/17	76-70	w	7-8-1	22-7-3	3-1-0	DNP	33-10-2	DNP					
at Davidson	02/15/17	63-74	L	6-3-1	0-1-6	5-6-1	DNP	15-9-3	DNP					
at Duquesne	02/19/17	77-70	w	3-4-0	7-2-2	6-0-1	DNP	19-7-2	DNP					
MASSACHUSETTS	02/23/17	83-67	w	2-2-0	3-2-4	0-0-0	DNP	21-13-1	DNP					
GEORGE MASON	02/26/17	83-74	w	0-1-1	16-3-6	11-1-1	DNP	22-7-3	DNP					
at Fordham	03/01/17	67-66	w	2-2-0	7-4-4	2-0-0	DNP	20-10-0	DNP					
DAYTON	03/04/17	87-81	w	2-5-0	5-4-5	10-1-2	DNP	30-8-1	DNP					
vs Saint Louis	3/9/17	53-46	w	0-2-0	5-0-5	2-1-0	DNP	9-16-3	DNP					
vs Richmond	3/10/17	67-70	L	0-1-0	6-0-2	3-0-0	DNP	23-12-3	DNP					
TOLEDO	03/15/17	73-69	w	0-2-0	8-0-3	3-2-1	DNP	29-7-1	DNP					




#3 JAIR BOLDEN
G | 6-4 | Fr. | Brooklyn, N.Y.



#4 JUSTIN WILLIAMS
G | 6-4 | Fr. | Glen Burnie, Md.



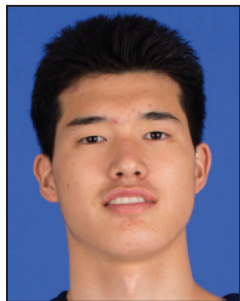
#5 ADAM MITOLA
G | 6-2 | Fr. | Florham Park, N.J.




#10 PATRICK STEEVES
G/F | 6-8 | GS^
Montreal, Quebec



#11 ARNALDO TORO
F | 6-8 | Fr.
Hormigueros, Puerto Rico




#12 YUTA WATANABE
G | 6-9 | Jr. | Kagawa, Japan



#14 JORDAN ROLAND
G | 6-1 | So. | Syracuse, N.Y.




#15 COLLIN SMITH
C | 6-10 | Fr. | Jacksonville, Fla.




#23 JAREN SINA
G | 6-2 | r-Jr.
Lake Hopatcong, N.J.




#30 MATT HART
G | 6-1 | r-Sr.
Orchard Park, N.Y.



#33 COLLIN GOSS
F | 6-11 | So. | Manassas, Va.



#34 TYLER CAVANAUGH
F | 6-9 | GS | Syracuse, N.Y.



#40 KEVIN MARFO
F | 6-8 | Fr. | Bergenfield, N.J.

^ - has two years of eligibility starting in 2016-17



MAURICE JOSEPH
Interim Head Coach
1st Year as IHC; 6th Overall



HAJJ TURNER
Associate Head Coach | 6th Year



CARMEN MACIARIELLO
Assistant Coach | 3rd Year



CHRIS HOLM
Assistant Coach | 2nd Year



VICTORIA SUN
Director of Operations
1st Year



JOE MCDONALD
Director of Player Development | 1st Year

2016-17 GEORGE WASHINGTON MEN'S BASKETBALL RADIO/TV SPOT ROSTER

PRONUNCIATIONS

Yuta Watanabe – you-tuh wah-tuh-nah-bay

Hajj Turner – hahj

Carmen Maciariello – mass-uh-rell-oh