

ATELIER ARM ASSEMBLY

astro

GENERAL

LOCATION:	Interior
CLASS:	cETLus (Class 1)
LOCATION RATING:	Dry
DRIVER REQUIRED:	Mains 120V
INSTALLATION ORIENTATION:	-
FITTING METHOD:	-
MAIN MATERIAL:	Metal - Aluminium
DIMENSIONS (mm):	H: 800 W: 122 D: 160
DIMENSIONS (inch):	H: 31.5 W: 4.8 D: 6.3
CUT OUT HOLE (mm/inch):	-
RECESS DEPTH (mm/inch):	-
FIRE RATING:	-
CABLE LENGTH (mm/inch):	3000/118.11
GROSS WEIGHT (lb):	1.77
ADA COMPLIANT:	Yes - if installed in compliance with ADA 307.2, 308, 309.3, 309.4
IC RATING:	-

LAMP

LIGHT SOURCE:	E26/Medium
WATTAGE:	29W
RECOMMENDED LAMP:	12W MAX LED E26/MEDIUM
LAMP INCLUDED:	No
MAXIMUM LAMP LENGTH (mm/inch):	Lamp Dependent
LUMINOUS FLUX (lm):	Lamp Dependent
COLOUR TEMP (K):	Lamp Dependent
CRI (Ra):	-
MACADAM ELLIPSE:	-
TILT ADJUSTABLE ANGLE (°):	180
ROTATION ADJUSTABLE ANGLE (°):	330
LIFETIME (hrs):	Lamp Dependent
BEAM ANGLE (°):	-

ELECTRICAL

SWITCHED:	Yes
DIMMABLE:	No
DIMMING METHOD:	-
SUPPLY FREQUENCY (Hz):	-
DRIVER/BALLAST VOLTAGE (V):	-
DRIVER LIFETIME (hrs):	-
EFFICACY (lm/W):	-

ADDITIONAL INFORMATION:

SHADE INCLUDED:	-
SHADE/DIFFUSER MATERIAL:	-
SHADE/DIFFUSER FINISH	-
F MARK:	-



CODE: 1224047
FINISH: POLISHED ALUMINIUM



CODE: 1224048
FINISH: MATT WHITE



CODE: 1224049
FINISH: MATT BLACK

TO MAINTAIN THIS PRODUCT TO ITS BEST CONDITION, PLEASE VIEW OUR CARE AND CLEANING GUIDELINES ON THE SUPPORT SECTION OF THE ASTRO WEBSITE.

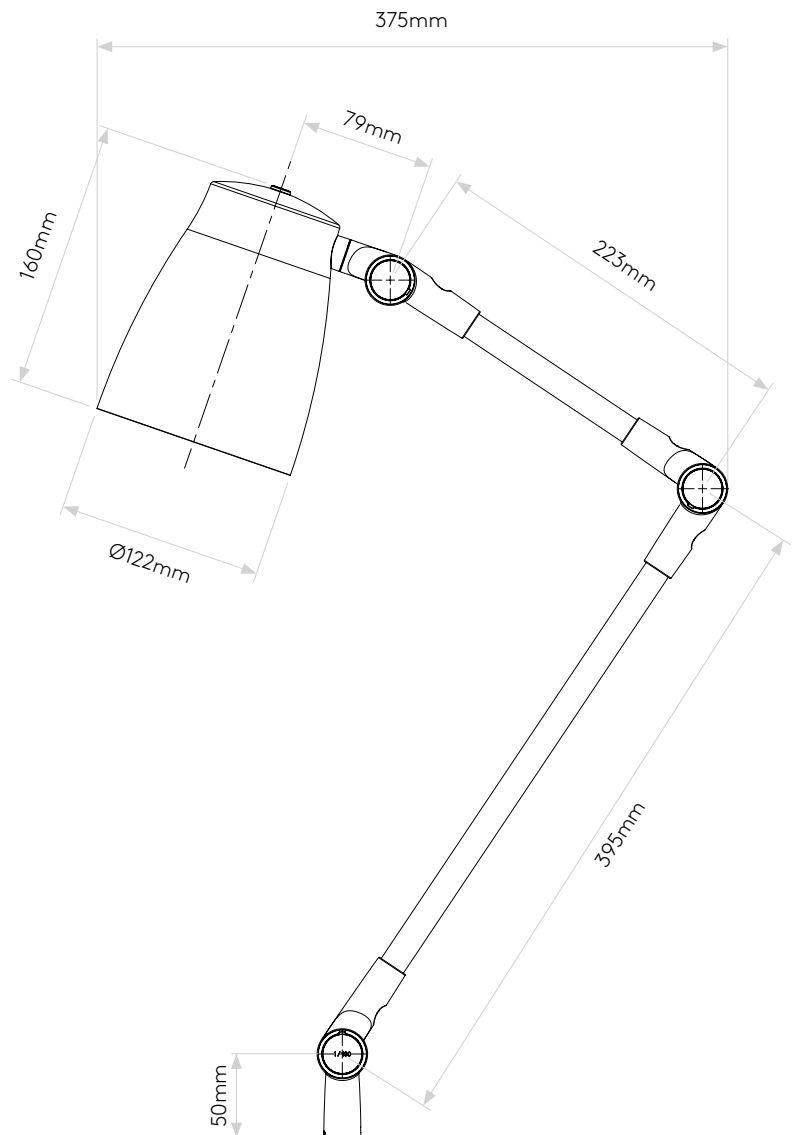
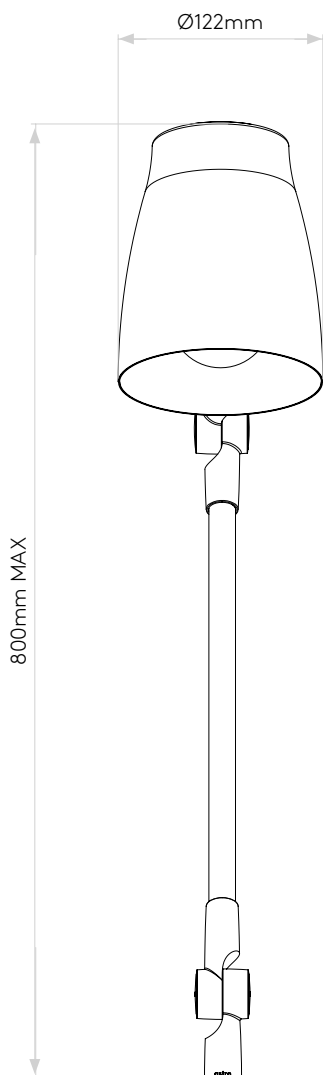
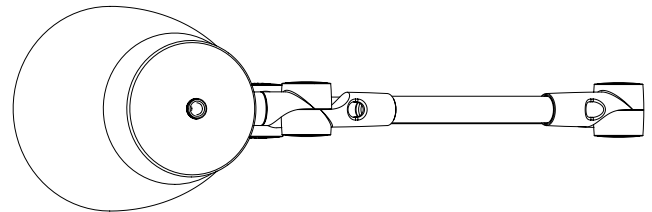
ASTRO® IS A REGISTERED TRADEMARK OF ASTRO LIGHTING LIMITED. ASTRO LIGHTING'S FIXTURE DESIGNS AND IMAGERY ARE PROTECTED UNDER U.S. AND INTERNATIONAL INTELLECTUAL PROPERTY LAWS, AND ALL RIGHTS TO SUCH DESIGNS AND IMAGERY ARE EXPRESSLY RESERVED.

PRODUCT ELEVATIONS

astro

Please note that some dimensions may vary slightly due to manufacturing tolerances, this includes cable entry and fixing holes.

Atelier Arm Assembly

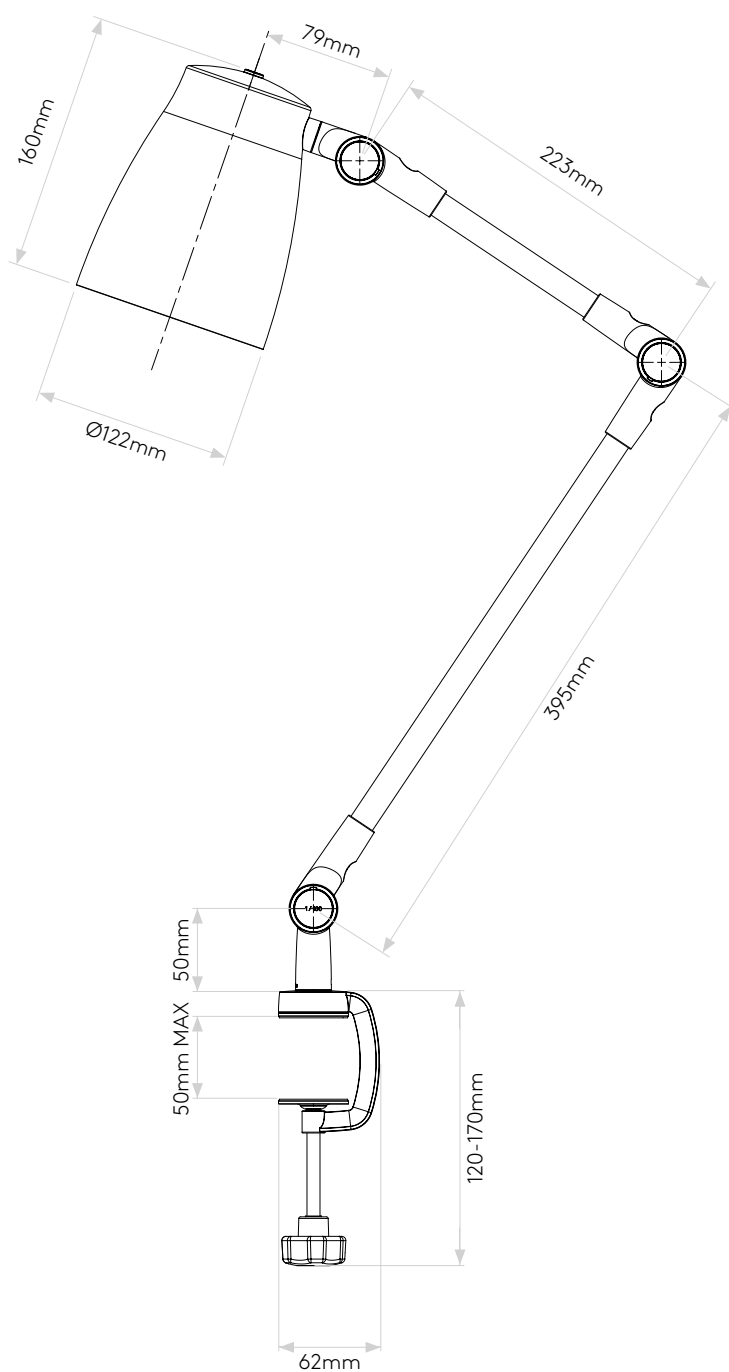
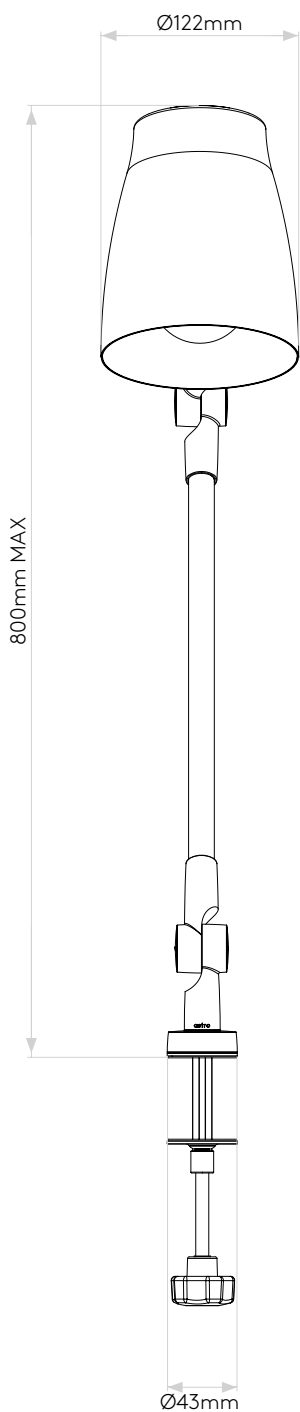
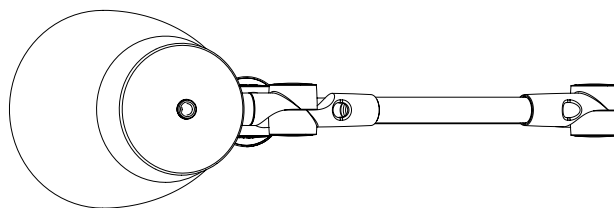


PRODUCT ELEVATIONS

astro

Please note that some dimensions may vary slightly due to manufacturing tolerances, this includes cable entry and fixing holes.

Atelier Arm Assembly with Clamp

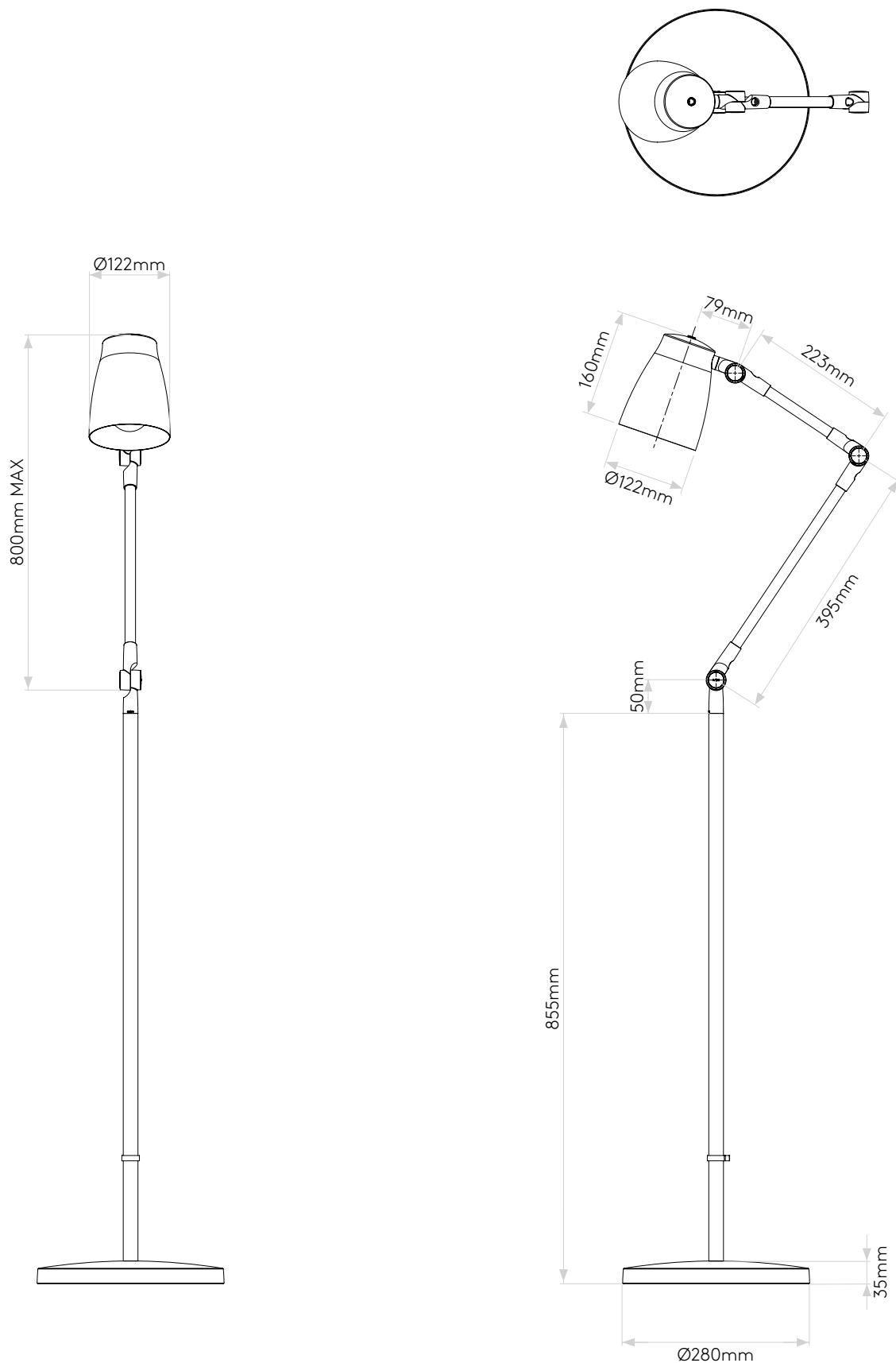


PRODUCT ELEVATIONS

astro

Please note that some dimensions may vary slightly due to manufacturing tolerances, this includes cable entry and fixing holes.

Atelier Arm Assembly with Floor Base



PRODUCT ELEVATIONS

astro

Please note that some dimensions may vary slightly due to manufacturing tolerances, this includes cable entry and fixing holes.

Atelier Arm Assembly with Desk Base

