

## GENERAL

LOCATION:	Interior
CLASS:	cETLus (Class I)
LOCATION RATING:	Dry
DRIVER REQUIRED:	Mains 120V
INSTALLATION ORIENTATION:	Wall Mount - Vertical
FITTING METHOD:	4" Octagon Box
MAIN MATERIAL:	Metal - Mild Steel
DIMENSIONS (mm):	H: 120 W: 108 D: 145
DIMENSIONS (inch):	H: 4.72 W: 4.25 D: 5.71
CUT OUT HOLE (mm/inch):	-
RECESS DEPTH (mm/inch):	-
FIRE RATING:	-
CABLE LENGTH (mm/inch):	-
GROSS WEIGHT (lb):	1.76
ADA COMPLIANT:	Yes - if installed in compliance with ADA 307.2
IC RATING:	-

## LAMP

LIGHT SOURCE:	E26/Medium
WATTAGE:	60W
LAMP INCLUDED:	No
MAXIMUM LAMP LENGTH (mm/inch):	95
LUMINOUS FLUX (lm):	Lamp Dependent
COLOUR TEMP (K):	Lamp Dependent
CRI (Ra):	Lamp Dependent
MACADAM ELLIPSE:	Lamp Dependent
TILT ADJUSTABLE ANGLE (°):	-
ROTATION ADJUSTABLE ANGLE (°):	-
LIFETIME (hrs):	Lamp Dependent
BEAM ANGLE (°):	-

## ELECTRICAL

SWITCHED:	No
DIMMABLE:	Yes
DIMMING METHOD:	Lamp Dependent
SUPPLY FREQUENCY (Hz):	-
DRIVER/BALLAST VOLTAGE (V):	-
DRIVER LIFETIME (hrs):	-
EFFICACY (lm/W):	Lamp Dependent

## ADDITIONAL INFORMATION:

SHADE INCLUDED:	Shade Sold Separately
SHADE/DIFFUSER MATERIAL:	-
SHADE/DIFFUSER FINISH	-
F MARK:	-



CODE: 1142031  
FINISH: POLISHED NICKEL



CODE: 1143032  
FINISH: MATT NICKEL



CODE: 1142047  
FINISH: BRONZE

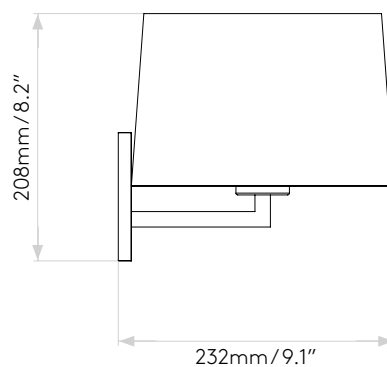
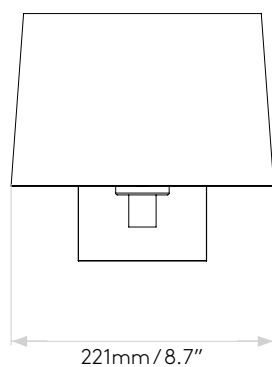
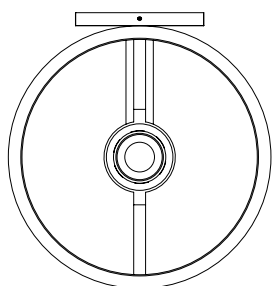
TO MAINTAIN THIS PRODUCT TO ITS BEST CONDITION, PLEASE VIEW OUR CARE AND CLEANING GUIDELINES ON THE SUPPORT SECTION OF THE ASTRO WEBSITE.

# PRODUCT ELEVATIONS

astro

Please note that some dimensions may vary slightly due to manufacturing tolerances, this includes cable entry and fixing holes.

With Shade



Without Shade

