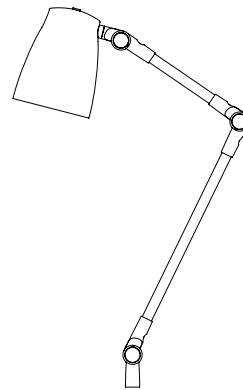
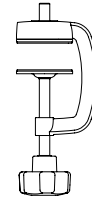


ATELIER ARM ASSEMBLY 7738 / SKU 1224029
 + ATELIER CLAMP 4568 / SKU 1224010

astro



+



7738

4568

PRODUCT SPECIFICATION

GENERAL

FINISH:	Polished Aluminium	GROSS WEIGHT:	3.35 (lb)
MAIN MATERIAL:	Metal - Aluminium	CLASS:	cETLus (Class I)
DIMENSIONS:	H: 800mm W: 122mm D: 160mm H: 31.5" W: 4.8" D: 6.3"	LISTING LOCATION:	Dry
INSTALLATION ORIENTATION:	Not Applicable	FITTING METHOD:	Not Applicable
CUT OUT HOLE:	Not Applicable	ADA COMPLIANT:	No
RECESS DEPTH:	Not Applicable	IC RATING:	Not Applicable
FIRE RATING:	Not Applicable	VOLTAGE:	Mains 120 (V)
CABLE LENGTH:	3000mm/118.11"		

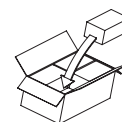
LAMP

LIGHT SOURCE:	E26/Medium	MACADAM ELIPSE:	Not Applicable
MAXIMUM WATTAGE:	29W Max	UGR:	Not Applicable
MAXIMUM LAMP LENGTH:	115mm / 4.53"	BEAM ANGLE:	Not Applicable
LAMP INCLUDED?	No	TILT ADJUSTMENT ANGLE:	180 (Degrees)
DELIVERED LUMENS:	Lamp Dependent	ROTATION ADJUSTMENT ANGLE:	330 (Degrees)
COLOR TEMP:	Lamp Dependent	AVERAGE LIFESPAN:	Lamp Dependent
CRI:	Lamp Dependent	L70:	Not Applicable
R9:	Not Applicable		

ELECTRICAL

SWITCHED:	Yes	SUPPLY FREQUENCY:	Not Applicable
DIMMABLE:	No	DRIVER / BALLAST VOLTAGE:	Not Applicable
DIMMING METHOD:	Lamp Dependent	DRIVER AVERAGE LIFESPAN:	Not Applicable
DRIVER OUTPUT CURRENT:	Not Applicable	EFFICACY:	Not Applicable
DRIVER OUTPUT VOLTAGE:	Not Applicable	DRIVER / BALLAST INCLUDED?	Not Applicable

ADDITIONAL INFORMATION



BOX QUANTITY x 4

PRODUCT ELEVATIONS

Please note that some dimensions may vary slightly due to manufacturing tolerances, this includes cable entry and fixing holes.

