



***SCOTT***

---

BIKE

SCOTT ADDICT DISC/GRAVEL/CX  
USER MANUAL

---

INNOVATION  
TECHNOLOGY  
DESIGN

---

**WWW.SCOTT-SPORTS.COM**

All rights reserved © 2016 SCOTT Sports SA

Distribution:  
SSG (Europe) Distribution Center SA, P.E.D. Zone C1, Rue du Kiell 60, 6790 Aubange, Belgium

v6.2/15122016



**WWW.SCOTT-SPORTS.COM**

SCOTT Sports SA  
Route du Crochet 17, CH-1762 Givisiez  
Phone: +41 26 460 16 16 | Fax: +41 26 460 16 00  
Email: [scottsupport@scott-sports.com](mailto:scottsupport@scott-sports.com)



---

The Addict Disc/Gravel/CX should be adjusted exactly to the current rider for reaching maximum safety and fun while riding.

All adjustments should be done at your local SCOTT dealer or following this manual's instructions.

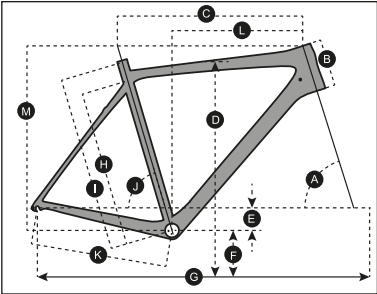
In order to avoid technical problems or any harm please contact in case of doubts your authorized SCOTT dealer.

---

## ▀ CONTENTS

Geometry/Technical Data Addict Disc/Gravel/CX . . . . .	04
General Features. . . . .	05
Headset Options. . . . .	06
Seat Post/Clamp. . . . .	06
BB Standards/FD Mounting Details. . . . .	07
RD Hanger . . . . .	08
Rear Brake Mount . . . . .	08
Axis Standards. . . . .	09
Cable Routing . . . . .	09
Warranty . . . . .	10

GEOMETRY/TECHNICAL DATA ADDICT DISC/GRAVEL/CX



ADDICT DISC	XXS/47		XS/49		S/52		M/54		L/56		XL/58		XXL/61	
A HEAD TUBE ANGLE	70.5°		71.0°		72.0°		72.5°		73.0°		73.3°		73.3°	
B HEAD TUBE LENGTH	100.0 mm	3.9 in	105.0 mm	4.1 in	120.0 mm	4.7 in	140.0 mm	5.5 in	160.0 mm	6.3 in	180.0 mm	7.1 in	200.0 mm	7.9 in
C TOP TUBE HORIZONTAL	510.0 mm	20.1 in	520.0 mm	20.5 in	535.0 mm	21.1 in	550.0 mm	21.7 in	565.0 mm	22.2 in	580.0 mm	22.8 in	595.0 mm	23.4 in
D STANDOVER HEIGHT	721.8 mm	28.4 in	734.7 mm	28.9 in	757.4 mm	29.8 in	777.0 mm	30.6 in	796.6 mm	31.4 in	815.9 mm	32.1 in	839.1 mm	33.0 in
E BB OFFSET	-67.0 mm	-2.6 in	-67.0 mm	-2.6 in	-67.0 mm	-2.6 in	-67.0 mm	-2.6 in	-67.0 mm	-2.6 in	-67.0 mm	-2.6 in	-67.0 mm	-2.6 in
F BB HEIGHT	272.0 mm	10.7 in	272.0 mm	10.7 in	272.0 mm	10.7 in	272.0 mm	10.7 in	272.0 mm	10.7 in	272.0 mm	10.7 in	272.0 mm	10.7 in
G WHEEL BASE	972.0 mm	38.3 in	978.0 mm	38.5 in	980.1 mm	38.6 in	987.0 mm	38.9 in	994.2 mm	39.1 in	1002.9 mm	39.5 in	1012.0 mm	39.8 in
H BB CENTER TO TOPTUBE CENTER	410.0 mm	16.1 in	430.0 mm	16.9 in	460.0 mm	18.1 in	480.0 mm	18.9 in	500.0 mm	19.7 in	520.0 mm	20.5 in	550.0 mm	21.7 in
I BB CENTER TO TOP OF SEATTUBE	455.0 mm	17.9 in	475.0 mm	18.7 in	505.0 mm	19.9 in	525.0 mm	20.7 in	545.0 mm	21.5 in	565.0 mm	22.2 in	596.0 mm	23.5 in
J SEAT ANGLE	74.5°		74.5°		74.0°		73.6°		73.3°		73.0°		72.5°	
K CHAINSTAY	405.0 mm	15.9 in	405.0 mm	15.9 in	405.0 mm	15.9 in	405.0 mm	15.9 in	405.0 mm	15.9 in	405.0 mm	15.9 in	405.0 mm	15.9 in
L REACH	370.6 mm	14.6 in	378.8 mm	14.9 in	384.0 mm	15.1 in	388.9 mm	15.3 in	394.5 mm	15.5 in	400.1 mm	15.8 in	403.4 mm	15.9 in
M STACK	502.6 mm	19.8 in	509.0 mm	20.0 in	526.7 mm	20.7 in	547.5 mm	21.6 in	568.3 mm	22.4 in	588.5 mm	23.2 in	607.7 mm	23.9 in
N STEM LENGTH	80.0 mm	3.1 in	90.0 mm	3.5 in	100.0 mm	3.9 in	110.0 mm	4.3 in	110.0 mm	4.3 in	120.0 mm	4.7 in	120.0 mm	4.7 in

ADDICT GRAVEL	XS/49		S/52		M/54		L/56		XL/58	
A HEAD TUBE ANGLE	70.0°		70.0°		71.0°		71.0°		71.0°	
B HEAD TUBE LENGTH	95.0 mm	3.7 in	120.0 mm	4.7 in	140.0 mm	5.5 in	160.0 mm	6.3 in	180.0 mm	7.1 in
C TOP TUBE HORIZONTAL	505.0 mm	19.9 in	525.0 mm	20.7 in	545.0 mm	21.5 in	568.0 mm	22.4 in	590.0 mm	23.2 in
D STANDOVER HEIGHT	749.8 mm	29.5 in	775.7 mm	30.5 in	796.2 mm	31.3 in	814.1 mm	32.1 in	832.0 mm	32.8 in
E BB OFFSET	-68.0 mm	-2.7 in	-68.0 mm	-2.7 in	-68.0 mm	-2.7 in	-68.0 mm	-2.7 in	-68.0 mm	-2.7 in
F BB HEIGHT	281.0 mm	11.1 in	281.0 mm	11.1 in	281.0 mm	11.1 in	281.0 mm	11.1 in	281.0 mm	11.1 in
G WHEEL BASE	984.0 mm	38.7 in	1,002.0 mm	39.4 in	1,017.0 mm	40.0 in	1,043.0 mm	41.1 in	1,056.0 mm	41.6 in
H BB CENTER TO TOPTUBE CENTER	431.5 mm	17.0 in	462.7 mm	18.2 in	483.0 mm	19.0 in	503.2 mm	19.8 in	523.3 mm	20.6 in
I BB CENTER TO TOP OF SEATTUBE	490.0 mm	19.3 in	520.0 mm	20.5 in	540.0 mm	21.3 in	560.0 mm	22.0 in	580.0 mm	22.8 in
J SEAT ANGLE	74.5°		74.0°		73.5°		73.0°		73.0°	
K CHAINSTAY	422.0 mm	16.6 in	422.0 mm	16.6 in	422.0 mm	16.6 in	422.0 mm	16.6 in	422.0 mm	16.6 in
L REACH	360.0 mm	14.2 in	369.0 mm	14.5 in	378.0 mm	14.9 in	390.0 mm	15.4 in	405.0 mm	15.9 in
M STACK	521.8 mm	20.5 in	545.5 mm	21.5 in	564.4 mm	22.2 in	583.3 mm	23.0 in	602.2 mm	23.7 in
N STEM LENGTH	90.0 mm	3.5 in	100.0 mm	3.9 in	110.0 mm	4.3 in	120.0 mm	4.7 in	120.0 mm	4.7 in
O TRAIL										

ADDICT CX	XS/49		S/52		M/54		L/56		XL/58	
A HEAD TUBE ANGLE	70.0°		70.0°		71.0°		71.0°		71.0°	
B HEAD TUBE LENGTH	95.0 mm	3.7 in	120.0 mm	4.7 in	140.0 mm	5.5 in	160.0 mm	6.3 in	180.0 mm	7.1 in
C TOP TUBE HORIZONTAL	505.0 mm	19.9 in	525.0 mm	20.7 in	545.0 mm	21.5 in	568.0 mm	22.4 in	590.0 mm	23.2 in
D STANDOVER HEIGHT	749.8 mm	29.5 in	775.7 mm	30.5 in	796.2 mm	31.3 in	814.1 mm	32.1 in	832.0 mm	32.8 in
E BB OFFSET	-68.0 mm	-2.7 in	-68.0 mm	-2.7 in	-68.0 mm	-2.7 in	-68.0 mm	-2.7 in	-68.0 mm	-2.7 in
F BB HEIGHT	281.0 mm	11.1 in	281.0 mm	11.1 in	281.0 mm	11.1 in	281.0 mm	11.1 in	281.0 mm	11.1 in
G WHEEL BASE	984.0 mm	38.7 in	1,002.0 mm	39.4 in	1,017.0 mm	40.0 in	1,043.0 mm	41.1 in	1,056.0 mm	41.6 in
H BB CENTER TO TOPTUBE CENTER	431.5 mm	17.0 in	462.7 mm	18.2 in	483.0 mm	19.0 in	503.2 mm	19.8 in	523.3 mm	20.6 in
I BB CENTER TO TOP OF SEATTUBE	490.0 mm	19.3 in	520.0 mm	20.5 in	540.0 mm	21.3 in	560.0 mm	22.0 in	580.0 mm	22.8 in
J SEAT ANGLE	74.5°		74.0°		73.5°		73.0°		73.0°	
K CHAINSTAY	422.0 mm	16.6 in	422.0 mm	16.6 in	422.0 mm	16.6 in	422.0 mm	16.6 in	422.0 mm	16.6 in
L REACH	360.0 mm	14.2 in	369.0 mm	14.5 in	378.0 mm	14.9 in	390.0 mm	15.4 in	405.0 mm	15.9 in
M STACK	521.8 mm	20.5 in	545.5 mm	21.5 in	564.4 mm	22.2 in	583.3 mm	23.0 in	602.2 mm	23.7 in
N STEM LENGTH	90.0 mm	3.5 in	100.0 mm	3.9 in	110.0 mm	4.3 in	120.0 mm	4.7 in	120.0 mm	4.7 in
O TRAIL										

GENERAL FEATURES

ADDICT DISC

The all new Addict Disc comes with all the great features of the Addict, but is now equipped with disc brakes to create a lightning fast climber that performs at its best in ALL weather conditions.

ADDICT GRAVEL

The Addict Gravel Disc has been set up to allow you to ride any road, anywhere and in any weather conditions. To give you a rig that will let you get your adventure on, no matter what.

ADDICT CX

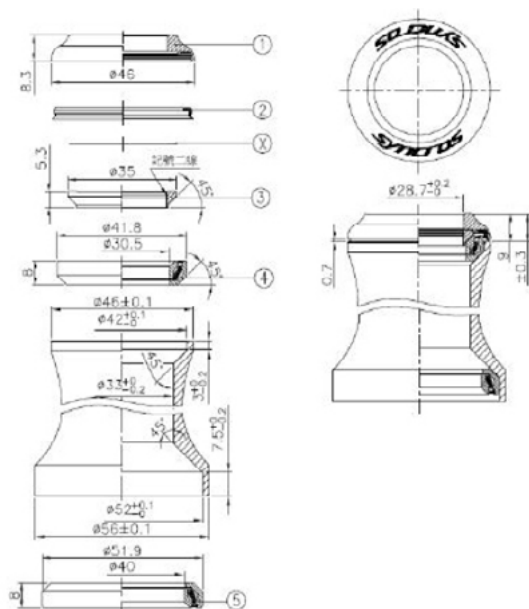
The Addict CX is back, and it's fitter than ever. We have embraced our lightweight obsession to create a state of the art Cyclo-Cross bike that features excellent stiffness values combined with race-driven geometry for immediate power transfer, direct handling, A-level integration and a handful of unexpected extras while maintaining an incredibly low weight.

## HEADSET OPTIONS

The Addict Disc/Gravel/CX features a tapered head tube and fork system.

The fork steerer is a 1 1/8" to 1 1/2".

241901 Headset Syncros Drop-In 1-1/8" - 1-1/2"



## SEAT POST/CLAMP

The diameter of the seat post is 27.2mm. Please be aware to just use seat clamps with the size of 30.2mm which fit the frame.

235429 Seatclamp 30.2mm bolt Addict MY14



## BB STANDARDS/FD MOUNTING DETAILS

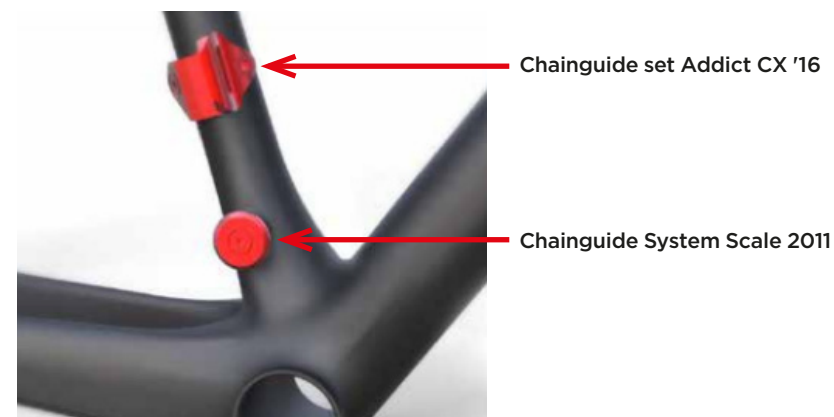
The Addict Disc/Gravel/CX is constructed with a Shimano press fit 86 bottom bracket. The diameter of the cartridge is 41mm

The chain guide from the two-by shifting system is the same as the one from the SCOTT Scale # 219578, for the front derailleur (FD) hanger use the part# 242435

219578 Chainguide System Scale 2011

242435 Chainguide set Addict CX '16

In case of a one-by shifting system the chain catcher is included in the same kit as the FD hanger. Part# 242435



242435 Chainguide set Addict CX '16



## RD HANGER

The Addict Disc/Gravel/CX uses the same design as the Solace Disc, so the derailleur hanger is interchangeable.

239530 Dropout hanger Solace Disc '15<



Dropout hanger Solace Disc '15<

## REAR BRAKE MOUNT

The front and rear brake mount on the Addict Disc/Gravel/CX is the new Shimano flat standard.

The brake mount is as well compatible with the post mount standard. In this case it's essential to use an appropriate adapter.



## AXIS STANDARDS

To improve the stiffness, the Addict Disc/Gravel/CX has some threaded through axis in the front and rear.

Front:

- 12mm through axle
- pitch 1.5mm
- 100mm hub




The front axle is a 100mm x 12mm

242431 Axle RWS Front Road Disc >16 / Ø12MM

Rear:

- 12mm through axle
- pitch 1.5mm
- 142mm hub



The rear axle is a 142mm x 12mm axle

239528 Axle 12mm rear Solace Disc '15

## CABLE ROUTING

The Addict Disc/Gravel/CX features a total internal cable routing and is compatible with every common shifting system. Whatever shifting system is installed on the bike, there is one replacement kit which includes every necessary part.

242433 Cable fixing set Addict CX '16

## GUARANTEE ON SCOTT BIKES



**WARNING!**

**SCOTT Sports SA is not responsible or liable for any injury caused by any missing compliance with these instructions, particularly but not limited to misuse, incorrect maintenance, incorrect set-up and handling, neglect or abuse. Failure to follow these instructions can result in component failure, serious personal injury. Component failure can lead to loss of control of the bicycle and result in serious personal injury.**

## What is Covered?

This warranty covers defects in materials and workmanship at the time of transfer of risks in frames, swingarms and forks (provided it is a fork of SCOTT) on SCOTT branded bikes sold completely assembled by SCOTT or an authorized SCOTT dealer ("Product").

### How long does coverage last?

This voluntary manufacturer's warranty is limited to five years for frames and swingarms, respectively two years for forks, from the date of purchase of the Product and is limited to the first purchaser of the Product and subject to the prior registration of your SCOTT bike on [www.scott-sports.com](http://www.scott-sports.com) within 10 days as of the date of purchase. Transfer of the Product from the first purchaser to another person terminates this limited warranty. The limited warranty of five years for the frames and swingarms shall only be granted in case once a year a maintenance service has been effected according to maintenance requirements as set forth in the manual. The effected annual maintenance service shall be confirmed by stamp and signature. In case such an annual maintenance service has not been effected the warranty of five years for the frame shall be reduced to three years. Costs for maintenance and service have to be borne by the owner of the Product.

On Gambler, Voltage FR and Volt-X the warranty period is limited to two years.

Repaired or replaced Products are covered for the remainder of the original warranty period and subject to the conditions outlined in the original warranty, to the extent permitted by law.

Hereby SCOTT grants a worldwide voluntarily manufacturer's warranty. To the extent permitted by law and unless a shorter duration is stipulated by law, any warranties implied by law are limited in duration to maximum five, respectively two years, from the date of purchase of the Product and are limited to the first purchaser of the Product.

## What will SCOTT do?

SCOTT will replace or repair any defective Product, or will refund your purchase price (as evidenced by your tendered receipt of purchase of the Product), at SCOTT's option. You must pay charges in connection with replacement of any non-defective parts. In such a case, you will be alerted to the advisability of replacing non-defective parts, so you can pre-authorize the costs.

### What does this limited warranty not cover?

This limited warranty does not cover defects which did not exist before the transfer of risks. This limited warranty does not cover Products used in rental operations. This limited warranty does not cover purchases of not completely assembled bikes. This limited warranty does not cover any defect caused by “wear and tear” (a complete list of all parts of “wear and tear” can be found in the general manual that came with your bike), accident, neglect, improper handling, colour fade due to exposure to sunlight, abuse, misuse, an act of God,

improper assembly, non-compliance with recommended maintenance and care procedures, improper or incorrectly performed maintenance or repairs performed by someone other than an authorized SCOTT dealer, use of parts or devices not consistent with the Product, and alteration of the Product.

All Products come with a manual; please carefully follow the instructions located there or affixed elsewhere to the Product. To the extent permitted by law, consequential and incidental damages are not recoverable under this limited warranty.

**How do you make a claim under this limited warranty?**

To make a claim under this limited warranty, you must notify SCOTT of the claimed defect within the warranty period and timely return the Product to SCOTT at your expense for inspection. Please contact your authorized SCOTT dealer, call SCOTT's customer service or the national SCOTT distributor (dealer locator: [www.scott-sports.com](http://www.scott-sports.com)). All returned Products must be accompanied by proof of purchase (receipt) from an authorized SCOTT dealer or this limited warranty will not apply. In case of replacement or refund, returned Product becomes the property of SCOTT.


A protocol for the handing over of the Product (which you will find at the end of the manual) will remain in copy at the SCOTT dealer after acceptance and signature of the consumer. It is obligatory to show this protocol of handing over together with the defective part in case of a warranty claim given that it provides evidence of purchase or this limited warranty will not apply.

**How do state laws affect your rights under this limited warranty?**

This limited warranty gives you specific legal rights, and you may also have other rights, which vary from state to state.

## Recommendation

We strongly recommend that you use only authorized SCOTT dealers for yearly maintenance services and for repairs, as improper or incorrectly performed maintenance or repairs voids this limited warranty. Costs for maintenance service have to be borne by the consumer.

 <b>SCOTT</b>		Bike Warranty Periods				
		Year 1	Year 2	Year 3	Year 4	Year 5
SCOTT Bikes						
Gambler, Voltage FR, Volt-X						